KAYSUN

Catalogue 2026
HVAC systems



Kaysun
by Frigicoll





Kaysun
by Frigicoll

Inspiration, Innovation, Evolution

The total or partial reproduction of this catalogue without the express authorisation of Frigicoll HVAC S.L. is prohibited.

General contents

Climate control and energy catalogue
March 2026



Residential Product Range

Suite

Suite 1x1 30
Casual 32
Silver 34
Prodigy PRO 36
Prodigy PRO LT 38
Onnix 2.0 40
Double Flow Console 42
Multisystem 44
Outdoor units 46
HR Outdoor units 49
Indoor units 50
Combined Systems 52
Compatible controls and accessories 54
References 56



Heat Pumps Range

Aquatix

Aquantia KHPIS-BI PRO 64
Aquantia KHPMS-BI PRO 70
Aquantia EVO 72
Aquantia EVO Wall 74
Aquantia KHPS-MO 76
Aquantia KHPS-MO PRO HP 79
Aquantia KHP-MO HT 80
Polar 84
Aquantia KHP-MO PLUS HT 86
Aquantia KHP-MO HT HP 88
Wall Hung Compak 90
Floor Standing Compak 92
Compak 94
Tanks for Domestic Hot Water 96
Other complements for Aquantia range 97
Swimming pool HP KSWP 100
References 102



Commercial Range

Zen

Ducts 110
Cassette 600x600 114
Superslim Cassette 840x840 116
Floor/Ceiling 120
Floor Standing 124
AHUKZ LCAC 126
Twins/Triple/Double Twins 128
Compatible controls and accessories 132
References 134



Commercial Range

Zen High Capacity

Magnus Series 140
Magnus Multi Ducts 144
Magnus Multi Cassettes 146
Magnus Vertical HC 150
Magnus Multi Vertical HC 152
Magnus KAHU 154
Compatible controls and accessories 158
References 160



Industrial VRF Range

Amazon

Mini Amazon Hybrid 168
Mini Amazon S8 170
Amazon Unitario FD 172
Amazon S9 R-32 176
Amazon Unitario 178
Amazon VI 180
Amazon IV HR 184
Indoor Units 186
Ducts 188
Medium Pressure Ducts 190
High Pressure Ducts 192
Vertical High Capacity 194
Compact Cassette 600x600 196
Cassette 840x840 198
1 Way Cassette 200
Floor Standing 202
Wall mounted 204
Floor/Ceiling 206
KAHU 208
KRE 210
High Temperature Hydraulic Module 212
Hydraulic Module Integrated 214
Kit DHW Hybrid 216
Mini Amazon Hybrid Ducts 218
Mini Amazon Hybrid Cassettes 220
Accessories 222
Protocol compatibilities 223
Compatible controls and accessories 224
References 226



Chillers Range

Nexus

Minichillers Full DC Inverter R-32 234
Aquantia KHPS-MO PRO HP 236
Aquantia KHP-MO PLUS HT 238
Aquantia KHP-MO HT HP 240
Aquantia HT HP Large 242
Modular Full DC Inverter Chillers 244
Modular Full DC Inverter Heat Pump 246
Kem XL 248
References 250



Water Terminal Units Product Range

Fancoils

Floor/Ceiling 2nd Generation 258
Wall-mounted 260
Cassettes 600x600 262
Cassettes 840x840 264
Ducts 2 pipes D3 266
Ducts 4 pipes D3 268
Ducts Medium Pressure 270
Ducts High Pressure 272
Fancoils Controllers 274
References 276



System Controls Range

Controls

Wireless controllers 282
Wired controllers 284
S8 Centralised controllers 288
S6 Centralised controllers 290
KCC-64 Cloud 292
BMS Integration System 294
XYE Extension Kit 295
Powercom Repeater 296
Expansion Board 297
Accessories 298
References 300



Frigicoll

Who we are

The Frigicoll Group is a third-generation family company, a pioneer in introducing technological solutions of leading global brands in the sectors of air conditioning, refrigerated transport, hospitality, industrial refrigeration and home appliances.

Founded over 60 years ago, the company operates in Spain, France and Portugal, it has over 600 employees and its annual turnover exceeds 300 million euros.

Our values

Our path has always been distinguished by providing the market with the highest product quality, trust, close customer relationships and excellence in customer service, as well as a continuous desire to improve and innovate, aspects that have made us a benchmark in the market. With the endorsement of a long history of providing premium integrated solutions, we face the future with the desire to continue seeking new and sustainable technological solutions.

CSR

Frigicoll considers corporate social responsibility as one of its core pillars, therefore carrying out actions based on the growth and social commitment of its employees, as well as initiatives that contribute to a better, fairer and more sustainable world.

This is our story

1957

Fernando Coll Soms began his activity in the automotive sector as an importer and distributor of spare parts and accessories, incorporating air conditioning systems in the 1960s and, later, refrigeration equipment for transport.

1967

Fernando Coll Soms S.A. was founded, obtaining the distribution of the Liebherr brand.

1969

We inaugurated our first office in Madrid.

1970

We began manufacturing refrigeration equipment for transport, thereby becoming the only Spanish manufacturer engaged in this activity.

1975

We changed the name of the company to Frigicoll, S.A.

1982

We began distributing Thermo King in Spain.

1985

We created a joint venture with Thermo King.

1987

We formed the air conditioning business unit.

1988

Opening of the headquarters in the Canary Islands.

1996

We consolidated our position by opening two new subsidiaries in Murcia and Valencia.

2001

We opened our Madrid headquarters in Coslada.

2004

We created our air conditioning brand, Kaysun, specialised in both the industrial and residential segments.

2012

Inauguration of the logistics centre in Valls.

2002-2011

We created subsidiaries of the Frigicoll group in Seville, Lugo, South Madrid, Cadiz and North Barcelona, all related to refrigerated transport.

2015

We strengthened our presence in the central area, creating the headquarters in the south of Madrid (Getafe)

2017

We began the official distribution of the Midea air conditioning range in Spain.

We inaugurated our new headquarters in Barcelona and also our "The Art of Living Frigicoll" showroom in Madrid.

2019

Frigicoll signed an agreement with Midea for the distribution of air conditioners in France, for which it created the company Frigicoll.

We opened the second "The Art of Living Frigicoll" showroom in Barcelona.

2020

We signed an agreement with Midea for the distribution of home appliances in Spain.

We inaugurated AKD Midea, the new technical training centre for professionals in the air conditioning sector.

2022

Frigicoll and Midea finalised an agreement for the distribution of Small Home Appliances for Spain.

We launched Amazon as a new sales channel.

2023

We expanded the Valls logistics centre (58,000 m²).

2025

We created a joint venture with Midea to accelerate the growth of Midea air conditioning solutions in Spain and France.

Business units

Transportation



Frigicoll offers refrigeration systems for the transport and distribution of perishable products, air conditioning for buses and coaches, mobile refrigerated containers and solutions for the transport of pharmaceutical products. It is the official dealership of the Thermo King brand for Spain and Portugal, and it also offers technical support through its own network of repair shops, as well as associated services covering all of Spain and Portugal, with continuous service 24 hours a day, 365 days a year.

THERMO KING
Inventor of the refrigeration system for transport.

COLDTAINER
A pioneer in mobile refrigerated containers.

Hospitality and Refrigeration



We supply high quality, state-of-the-art machinery for the display and storage of perishable products, as well as professional kitchen equipment for the restaurant sector and collectivities such as hospitals and educational centres.

Hospitality

LAINOX
Mixed ovens with the broadest and most technologically advanced range on the market.

FIREX
Cooking systems for the food industry and mass catering.

COMENDA
One of the global leaders in professional dishwashers.

LIEBHERR
A specialist in top quality professional refrigerators and freezers, including its laboratory range.

And the following brands:

SILKO · ambach · hiber · ALPHATECH · MENUMASTER Commercial

Refrigeration

Frigicoll
Complete range of commercial cooling solutions.

DORIN
Complete range of high quality refrigeration compressors.

arneg PORTUGUESA
Complete range of refrigerated panel and door solutions.

Home appliances



Frigicoll offers all the appliance categories needed to fully equip a residential kitchen with the Midea brand. Midea has an extensive product portfolio and innovative technologies that have allowed it to be listed in such prominent rankings as the Forbes Top 500, which lists the largest companies in the world in terms of turnover. In order to always provide maximum customer satisfaction, Midea has considerable production capacity, it invests continuously in innovation and it upholds unique standards of excellence.

Midea
The world's No. 1 brand in smart home appliances*



*Data source: Euromonitor International (Shanghai) Ltd. Data based on global sales volume by smart home appliance brand (OBM sales) in 2024. Home appliances are defined as household electrical products, including categories such as air conditioners, refrigerators, washing machines and robot vacuum cleaners, among others. Smart home appliances are considered to be those that can be connected via wireless communication devices integrated into a smartphone or a smart terminal for interacting with users. Research conducted in February 2025.

Midea Frigicoll HVAC Spain



A new joint venture to lead the future of air conditioning

Midea, a global technology leader and one of the world's largest air conditioning manufacturers, and Frigicoll, a family-owned company specialising in advanced technological solutions, have joined forces in a new joint venture: Midea Frigicoll HVAC Spain. This strategic agreement reinforces a partnership of more than 20 years and accelerates the brand's growth in Spain and France. The new company was created with a clear purpose: driving innovative, highly efficient and environmentally friendly air conditioning solutions for the residential, commercial and industrial sectors. Thanks to this integration, Midea Frigicoll HVAC Spain has its own team dedicated to technical support, commercial development, marketing and operations, thereby guaranteeing more personal, swifter and specialised service for installers, distributors and end customers.

Midea
Midea - The world's No. 1 air conditioning company*

Kaysun
Wide range of products and high technological innovation.

MDV
comfee

*Source: Euromonitor International (Shanghai) Limited; Home Appliances 2026 ed., retail volume sales in units, 2025 data

Spare Parts



Frigicoll has a Spare Parts Business Unit that seeks to offer the highest level of service, including 24-hour delivery, technical advice and specialised telephone support for each product in order to maintain the prestige and excellence of the represented products.

Original Frigicoll spare parts

- Automated logistics warehouse of 2,500m^2.
- 30,000+ parts in stock.
- 200+ shipments daily.
- 400,000+ delivered items per year.

After-sales service



Frigicoll has a Spare Parts Business Unit that seeks to offer the highest level of service, including 24-hour delivery, technical advice and specialised telephone support for each product in order to maintain the prestige and excellence of the represented products.

Frigicoll after-sales

- ISO 9001 and ISO 14001 certified.
- 170+ technical assistance points. Distributed throughout the peninsula, the Canary Islands and Portugal, in addition to 11 service bases.
- Uninterrupted service year round (24/7 in the transport unit).

“A well-established **Team**”

Over more than 60 years, Frigicoll has worked at all times in collaboration with the most reputable brands in the different business units that comprise the company. Our technical team has combined, for each and every project, the premium qualities of our equipment with its professional experience to achieve the best outcomes. Today we complete key installations, noteworthy due to both the technological prowess of their solutions and their social importance.

In the HVAC Business Unit, we are proud to apply our first-hand knowledge, acquired from our long history and the best professionals, to the continual development of our own brand, Kaysun, which grows more established every day with a strong national and international plan. We have a clear goal: to continue providing the best residential and industrial solutions with comprehensive offerings underpinned by a constantly evolving and diverse range of products. That is why we remain loyal to our brand's philosophy – a balance between technology, efficiency, cost and warranty.

We believe that the best way to explain to you why Kaysun is rising to the top in the sector is to invite you to experience our work first hand.

Thank you for joining us.

Your trust is our guide.



“**Ten reasons** why we stand out”

The Frigicoll guarantee

Frigicoll is known for its premium products and its broad experience in excellent after-sales services. KAYSUN, the company’s own brand, was developed with the standards for quality and technological innovation that have always set us apart.

Maximum reliability of our equipment

We guarantee that our units will have a long service life, thanks to top-quality materials. This ensure that **the need to make use** of their warranties is reduced to a minimum.

ISO 9001 / ISO 14001

The quality of our products and environment benefits are two key pillars for KAYSUN. We are proud to have achieved **ISO 9001** and **ISO 14001**, under the seal of Frigicoll.

Wide range

We offer **comprehensive solutions for any facility** thanks to the diversity of our product ranges. From residential split systems to the most complex water terminal units, and including air curtains, recovery systems, VRFs, chillers, solar and domestic hot water units.

Comprehensive projects

Our team of expert technicians carries out HVCA and ventilation comprehensive specific projects for every single customer, which allows our company to be able to adapt to any space and need. A personalised advice complements this service, thus ensuring the correct performance of our installation works.

Cutting-edge technology

Our forward-looking approach goes hand-in-hand with the incorporation of the latest technology in all of our equipment. We include features that improve everything from energy consumption to practicality and comfort, as in the case of the built-in **motorised panel** used in the cassettes.

Smart control

Our smart control **devices**, allow us to offer comfort and well-being in any facility. The K01-WIFI device is the first smart solution for our units, providing the option of programming and managing air conditioning units inside and outside your home.

Committed to the environment

Our equipment is manufactured almost entirely **from recyclable materials**. We have reduced consumption as far as possible in STANDBY mode and have improved the energy efficiency of units working at full capacity, resulting in energy savings for facilities.

Excellent after-sales service

We **work to solve all incidents as quickly as possible**, leaving our customers completely satisfied with our after-sales service. We have a team of expert professionals working for you.

The best management of spare parts in the sector

We understand the key role of air-conditioning systems play in our facilities, **and we offer unbeatable replacement services**. Our commitment is absolute and we offer immediate solutions.

ErP - Energy Related Products

The Delegated Regulations on ErPs (Energy-related Products) came into force on 26 September 2015 and are aimed at reducing energy consumption and supporting the most efficient solutions.

The regulations apply to heat generators used to heat rooms, appliances for domestic hot water production and systems consisting of a combination of several elements:

- All appliances with rated heating capacity up to 400 kW and boilers up to 2000 litres must comply with the requirements for environmentally compatible design, also based on minimum seasonal energy efficiency values;
- Ony appliances with heating capacity up to 70 kW and boilers up to 500 litres must also comply with maximum noise level values (for heat pumps) and energy labelling.

Kaysun's specialised systems considerably exceed the strict requirements of these directives.

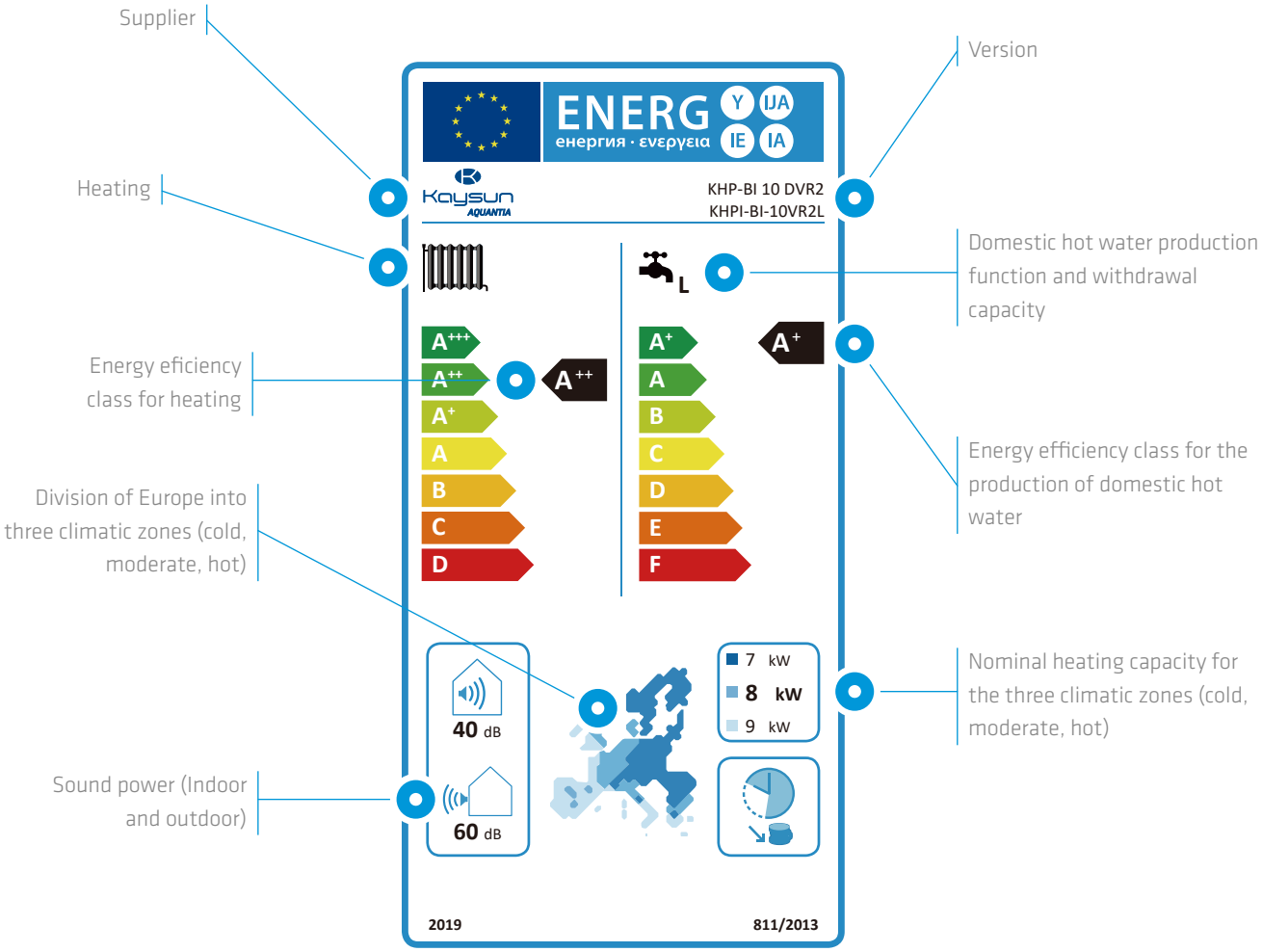

PRODUCT LABEL

It indicates the seasonal energy efficiency of a product according to a scale ranging frorn A+++ to D: it distinguishes heating efficiency from heating for the production of domestic hot water (DHW), reporting both in the case of products that can provide both services.

It also reports other useful information such as capacity and consumption in the various climate zones, noise levels, etc.

SYSTEM LABEL

Indicates the energy eficiency for the installed system.
A system is the set of single products. in any combination, operating as a whole.
For instance. a heat pump, a boiler, a thermal solar system and electronic control for the system: if they work as a single system, their energy performance can be calculated as a combinaton of the individual components.

Kaysun's complete system approach. which is based on the energy benefits of controlled mechanical ventilation with thermodynamic recovery and control over the entire system, allows for higher seasonal efficiency levels compared to those required by current directives.

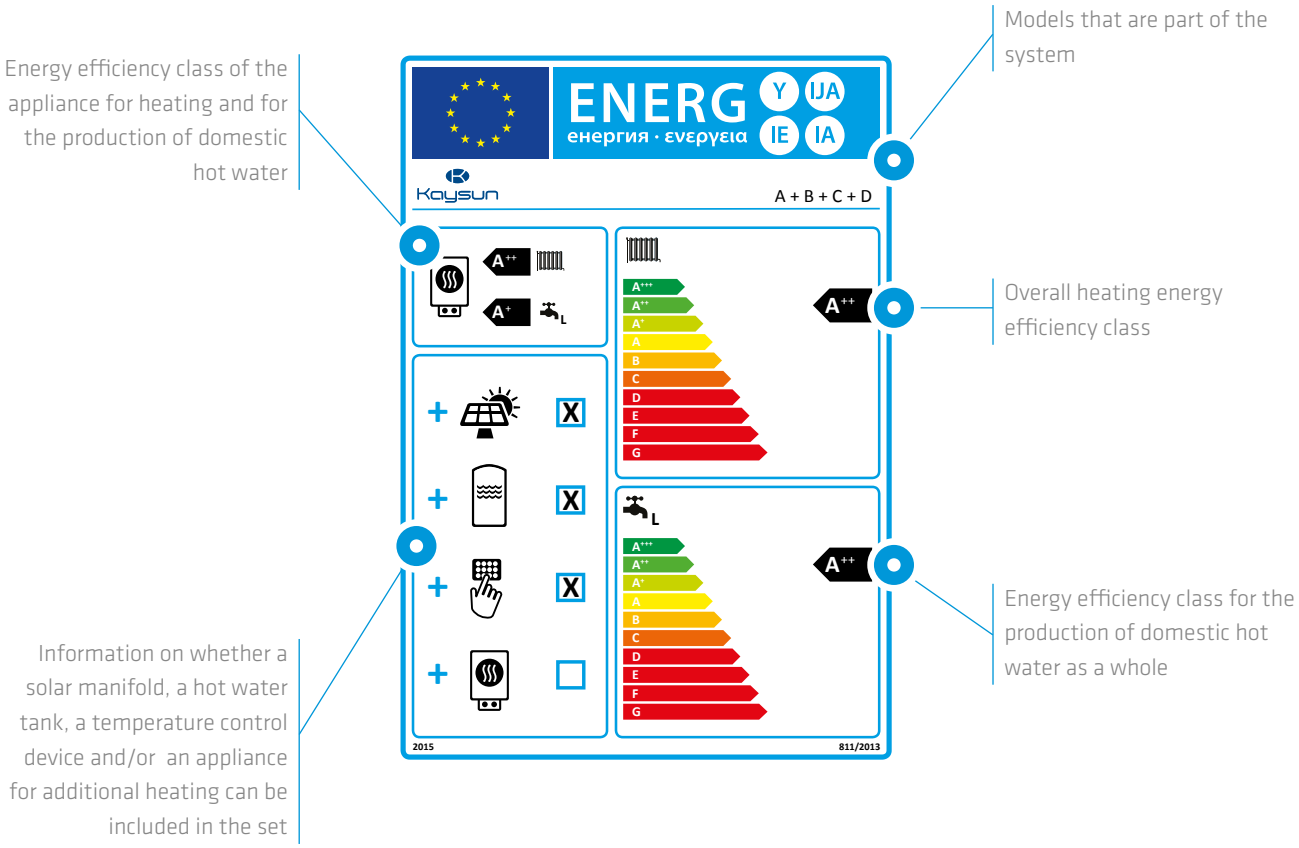

ErP

All the equipment in our catalogue complies with the requirements of the ErP standard to meet international CO_2 emission reduction protocols.

Keymark

KEYMARK is a recognized brand in many European countries for providing incentives for the installation of heat pumps for heating and the production of sanitary hot water.
Countries that recognize the brand and products certificates are available at https://keymark.eu/en/products/heatpumps/heat-pumps

Eurovent

Kaysun/Frigicoll participates in Certification programs EUROVENT for Residential, Fancoils, Chillers and "VRF". Products included are listed in the EUROVENT guide of certified products and on the website www.eurovent-certification.com. The schedules apply to chillers and heat pumps up to the limits determined by the purpose of each schedule.

Suite | Residential Product Range

SUITE 1X1		kW								
Refrig.	Range	2.0	2.6	2.8	3.5	4.2	4.8	5.2	6.2	7.1
R-32	Casual p. 32 		●		●			●		●
	Silver NEW p. 34 		●		●			●		●
	Prodigy PRO p. 36 		●		●			●		●
	Prodigy PRO LT p. 38 		●		●					
	Onnix 2.0 p. 40 		●		●			●		
	Double Flow Console p. 42 		●		●		●			

MULTISYSTEM / MULTISPLIT			kW												L	
Refrig.	Range	N° IDU	2.0	2.6	2.8	3.5	4.2	4.8	5.2	6.2	7.1	7.8	8.0	10.5	12.0	100	190
R-32	Outdoor units p. 46 	2					●		●								
		3							●	●		●					
		4											●	●			
		5													●		
	Casual p. 50 		●	●		●			●		●						
	Silver NEW p. 50 			●		●			●		●						
	Prodigy Pro p. 50 			●		●			●		●						
	Onnix 2.0 p. 50 			●		●			●								
	Double Flow Console p. 51 			●		●		●									
	Cassettes 600x600 & 840x840 p. 51 		●	●		●			●		●						
	Ducts p. 51 		●	●		●			●		●						
	Multi Hybrid HR p. 51 															●	●

Aquatix | Heat Pumps Range

Refrig.	Range	kW															L						
		4	6	7	8	9	10	12	14	16	18	20	22	26	30	35	40	80	100	150	190	240	270	300
R-32	Aquantia KHPIS-BI PRO p. 64 	●	●		●		●	●	●●	●●											○	○		
	Aquantia KHPMS-BI PRO p. 70 	●	●		●		●																	
	Aquantia EVO p. 72 							●	●●	●●														
	Aquantia EVO Wall p. 74 							●	●●	●●														
	Aquantia KHPS-MO p. 76 	●	●		●		●	●●	●●	●●														
	Aquantia KHPS-MO PRO HP p. 79 										●		●	●	●									
	Swimming pool HP KSWP p. 100 			●		●		●		●		●												
R-290	Aquantia KHP-MO HT p. 80 	●	●		●		●	●●	●●	●●														
	Polar p. 84 						●		●	●														
	Aquantia KHP-MO PLUS HT p. 86 										●		●											
	Aquantia KHP-MO HT HP p. 88 													●	●	●	●							

● Single-Phase | ● Three-Phase | ○ To be consulted

Refrig.	Range	L								
		80	100	150	190	200	240	270	300	475
R-134A	Compak p. 94 				●					
R-290	Wall Hung Compak p. 90 	●	●	●						
	Floor Standing Compak p. 92 				●				●	
	Tanks for Domestic Hot Water p. 96 							-		-

● Single-Phase | - Without power supply

Zen | Commercial Range

1X1 SYSTEMS			kW								
Refrig.	Range		2.6	3.5	5.2	7.1	9.0	10.5	12	14	16
R-32	Ducts p. 110		●	●	●	●	●	●	●	●	●
	Cassette 600x600 p. 114		●	●	●						
	Superslim Cassette 840x840 p. 116					●	●	●	●	●	●
	Floor/Ceiling p. 120				●	●		●		●	●
	Floor Standing p. 124										●
	AHUKZ LCAC p. 126		●	●	●	●	●	●	●	●	●

Zen High Capacity | Commercial Range

Refrig.	Range		Protocol	Max. static pressure	kW								
					20	22	26	28	33	40	45	50	56
R-410A	Magnus Series p. 140		S6/S8	400 Pa	●	●		●	●	●	●		●
	Magnus Multi Ducts p. 144		S8	400 Pa						●	●		●
	Magnus Multi Cassettes p. 146		S6/S8	50 Pa	●			●		●			●
	Magnus Vertical HC p. 150		S6/S8	400 Pa		●		●	●		●		●
	Magnus Multi Vertical HC p. 152		S8	400 Pa							●		●
	Magnus KAHU p. 154		S6/S8		●	●		●	●	●	●		●

Amazon | Industrial VRF Range

OUTDOOR UNITS				kW										
Refrig.		Range	Generation	7	9	12	14	16	18	20	22	25	26	28
R-32	2 PIPES	Mini Amazon Hybrid p. 168 	S6/S8	●	●	●	●	●						
		Mini Amazon S8 p. 170 	S8						●					
		Amazon S9 R-32 NEW p. 176 	S9									●		●
R-410A		Amazon Unitario FD p. 172 	S6/S8							●	●	●		●
		Amazon Unitario p. 178 	S8											●
		Amazon VI p. 180 	S8											●
	3 PIPES	Amazon IV HR p. 184 	S6								●			●

● Single-Phase | ● Three-Phase | ○ Combinable

kW															
33	40	45	50	56	61	67	78	90	95	100	150	183	200	244	270
●	●	●													
●	●	●	●	●	●										
		●	●	●		●	●	●							
●	●	●		●	●	●	●	●	○	○	○	○	○	○	○
●	●	●	●	○	○	○	○	○	○	○	○				

Amazon | Industrial VRF Range

INDOOR UNITS			kW							
Range	Generation	Static pressure	1.5	1.7	2.2	2.8	3.6	4.5	5.6	7.1
Ducts p. 188 	S8	50 Pa	●		●	●	●	●	●	●
Medium Pressure Ducts p. 190 	S8	160 Pa			●		●	●		●
High Pressure Ducts p. 192 	S8	400 Pa								
Vertical High Capacity p. 194 NEW 										
Compact Cassette 600x600 p. 196 	S8	30 Pa	●		●	●	●	●	●	
Cassette 840x840 p. 198 	S8	50 Pa							●	●
1 Way Cassette p. 200 NEW 	S8	-			●		●			●
Floor Standing p. 202 NEW 	S8	-			●		●		●	
Wall mounted p. 204 	S8	-	●		●	●	●	●	●	
Floor/Ceiling p. 206 	S8	-							●	
KAHU p. 208 	S8	-		●	●	●	●	●	●	●
High Temperature Hydraulic Module p. 212 	S6R	-								
Hydraulic Module Integrated p. 214 	Mini Amazon Hybrid	-								
Kit DHW Hybrid p. 216 										
Mini Amazon Hybrid Ducts p. 218 	Mini Amazon Hybrid	-			●	●	●		●	●
Mini Amazon Hybrid Cassettes p. 220 	Mini Amazon Hybrid	-			●	●	●		●	

HEAT RECOVERY UNITS	m^3/h						
Range	150	300	360	500	700	740	800
KRE p. 210 				●			●

kW													L	
8	9	10	11	12	14	16	20	25	28	40	45	56	190	240
	●			●	●	●								
							●	●	●	●	●	●		
								●	●		●	●		
●		●	●		●	●								
●														
●														
	●				●									
●	●	●	●	●	●	●	●	●	●	●	●	●		
					●									
													●	●
													●	●
	●		●		●									

m³/h									
1000	1200	1400	1500	2000	2200	2300	2900	3200	4200
●			●	●					

Nexus | Chillers Product Range

Refrig.	Range	Version	Compressor type	kW 5	7	9	12	14	16	18	22	26
R-32	Minichillers Full DC Inverter R-32 p. 234 	Heat Pump	DC Inverter	●	●	●	●●	●●	●●			
	Aquantia KHPS-MO PRO HP p. 236 	Heat Pump	DC Inverter							●	●	●
	Modular Full DC Inverter Chillers p. 244 	Heat Pump	DC Inverter									
	Modular Full DC Inverter Heat Pump p. 246 	Heat Pump	DC Inverter									
	Kem XL p. 248 NEW 	Heat Pump	DC Inverter									
R-290	Aquantia KHP-MO PLUS HT p. 238 NEW 	Heat Pump	Evi DC Inverter							●	●	
	Aquantia KHP-MO HT HP p. 240 	Heat Pump	Evi DC Inverter									●
	Aquantia HT HP Large p. 242 NEW 	Heat Pump	Evi DC Inverter									

● Single-Phase | ● Three-Phase | ○ To be consulted

kW																	
30	35	40	50	60	65	70	75	90	110	130	140	190	220	260	350	375	400
●																	
								●									
			●		●		●		●		●						
												●	●	●	●	●	●
●	●	●															
			●	●		●											

Fancoils | Water Terminal Units Product Range

Range	Fan	Static pressure	kW 1.5	2	2.5	3	3.5	4	5	6	6.5	7
Floor/Ceiling 2nd Generation p. 258	DC	-		●			●	●				●
Wall-mounted p. 260	DC	-			●			●	●			
Cassettes 600x600 p. 262	DC	-			○	●○		●				
Cassettes 840x840 p. 264	DC	-							○	●	○	
Ducts 2 pipes D3 p. 266	DC	50 Pa				●			●	●		●
Ducts 4 pipes D3 p. 268	DC	50 Pa			○		○		○		○	
Ducts Medium Pressure p. 270	AC/ EC	120 Pa										●
Ducts High Pressure p. 272	AC/ EC	150 Pa										●

● 2 pipes | ○ 4 pipes | ○ To be consulted

kW																	
8	9	10	11	12	13	14	15	16	17	18	20	21	22	25	30	35	40
●●			●														
	●		●														
●		●															
		●			●		●		●								
●				●			●		●	●	●	●	○	○	○	○	○

Icons descriptions

ENERGY

A+ SCOP Classification of energy efficiency according to seasonal performance for heating.

A++ SCOP Classification of energy efficiency according to seasonal performance for heating.

A+ SEER Classification of energy efficiency according to seasonal performance for cooling.

A++ SEER Classification of energy efficiency according to seasonal performance for cooling.

A+++ SEER Classification of energy efficiency according to seasonal performance for cooling.

SCOP 4.0 The heat pump performance of a set of units exceeds SCOP 4.0.

SCOP 4.6 The heat pump performance of a set of units exceeds SCOP 4.6.

THERMAL SOLAR SUPPORT Units compatible with thermal solar support for a greater installation efficiency.

SMART GRID READY Units with Smart Grid technology, for a greater installation efficiency.

REFRIGERANT

R-134A REFRIGERANT The unit works with R-134A ecological refrigerant.

R-290 REFRIGERANT The unit works with R-290 ecological refrigerant.

R-32 REFRIGERANT The unit works with R-32 ecological refrigerant.

R-410A REFRIGERANT The unit works with R-410A ecological refrigerant.

R-454C REFRIGERANT The unit works with R-454C ecological refrigerant.

TECHNOLOGY

DOMESTIC HOT WATER A system that produces domestic hot water and underfloor heating.

DC INVERTER COMPRESSOR This feature allows to regulate the power of the compressor, providing optimum control and extremely efficient operation.

CONDENSATION CONTROL Allows the system to refrigerate, even with low outdoor temperatures.

HYDRAULIC KIT A complete, built-in hydraulic kit.

K-ION Active bipolar ionization technology that neutralizes viruses and bacteria.

0-10V INPUT SIGNAL Unit compatible with 0-10V control systems.

CROSS FLOW RECOVERY The unit has a high efficiency cross flow recovery.

ROTARY RECOVERY The unit has a high efficiency rotary recovery.

COOLING AND HEATING The unit is equipped with air conditioning and a heat pump.

3D TECHNOLOGY Triple DC inverter technology that allows a more constant temperature, high energy saving and significant energy efficiency.

DC INVERTER EXTERNAL FAN The unit is fitted with a DC Inverter external fan.

DC INVERTER INTERNAL FAN The unit is fitted with a DC Inverter internal fan.

FREECOOLING The unit has a freecooling function.

DOUBLE STAGE FILTRATION The unit has a pre-filter and discharge filter.

PCO Photocatalytic oxidation.

GOLDEN FIN High durability treatment to reduce the impact of bad weather and aggressive external environments.

ARTIFICIAL INTELLIGENCE It uses a pre-trained artificial intelligence algorithm.

MAGNETIC COMPRESSOR The unit incorporates a centrifugal levitation compressor.

INSTALLATION AND SERVICE

DRAINAGE PUMP A system which is capable of removing condensate up to 750 mm.

TWO COMMUNICATION WIRES The system uses two shielded communication wires without polarity.

ADDRESSING The control system allows setting an address for indoor units inside the communication bus.

HERTZ The units can function at 50 or 60 Hz.

TWINS Connection system that allows the two indoor units to be combined with an outdoor unit, making installation easier and more economical.

OUTDOOR INSTALLATION Unit for outdoor installation.

INDOOR INSTALLATION Unit for indoor installation.

CONTROL

COMPATIBLE WITH AIRZONE Integration with Airzone control Systems.

NETHOME PLUS A feature that allows to control the air conditioning remotely with a smart phone.

CONFIGURATION VIA USB PORT The USB port allows you to configure the unit in seconds and carry out diagnostics in order to minimize start-up or maintenance time.

WiFi This unit can be controlled by a WiFi network through a smartphone application.

MODBUS The unit has a Modbus output for communication with PC/BMS.

ON/OFF CONTACT The unit has an ON/OFF contact that offers the possibility of making a stop/start remotely.

COMFORT

8°C HEATING This feature keeps the temperature in the room from dropping below 8°C by turning on the unit automatically in heat mode until it reaches 17°C.

LED DISPLAY The indoor unit displays the information on a digital display panel.

STAND BY The "standby mode" feature allows 80% energy saving with only 1W consumption by the LED display.

SELF-CLEANING A feature of the indoor unit which automatically cleans the machine's battery so as to continue providing fresh, purified air every day.

ECO MODE A control feature which reduces consumption, offering high energy efficiency thanks to automatic temperature regulation.

TOUCH SENSITIVE KEYS The keys of the remote control are touch sensitive.

LOW SOUND LEVEL New technological advances have allowed the level of sound produced by the indoor units to be reduced by up to 20 dB.

NIGHT MODE A feature of the indoor unit which reduces the sound level during the night for a more comfortable sleep.

INDEPENDENT BLADES The unit allows the 4 blades of the panel to be managed independently.

REFRIGERANT CONTROL A sensor on the outdoor unit and an alarm on the indoor unit's display alert the user of the detection of a possible refrigerant leak.

TURBO MODE This feature reaches the selected temperature within a very short time.

SOUND LEVEL REDUCTION POSSIBILITY By means of a 20mm sandwich panel we are able to reduce the sound level of medium and high pressure ducted fan coils.

SWITCH OFF DISPLAY This feature allows switching off the display of the indoor units, if necessary.

MUTE This feature allows permanently cancelling the indoor unit alarm beeper.

HIGH PRODUCTION TEMPERATURE Production of high temperature hot water

FOLLOW ME A feature which changes the operating mode based on the remote controlled temperature sensor with the aim of maintaining maximum comfort.

WEEKLY PROGRAMMER A control feature which schedules when the unit will turn on/shut off according to the day and time during the week.

INTELLIGENT This feature allows changing the operation parameters of the unit and extracting operation data.

SILENCE MODE A function of the indoor unit that reduces sound pressure using the lowest speed of the fans.

AIR DISTRIBUTION

MULTIPLE AIR INLETS This unit is fitted with four air return inlets: upper inlet, lower inlet, right inlet and left inlet.

AIR INTAKE The indoor unit has two possible air intakes: the upper and the rear intake.

AIR OUTLET The unit has two air outlets: upper and lower.

FRESH AIR SUPPLY "X %" of fresh air directly enters the indoor unit through an orifice.

AUTOMATIC ADJUSTMENT OF THE BLADES The unit has the capacity to automatically position the blades at the same angle that they were at when it was shut off the last time.

AIR OUTLET 360° The indoor unit is capable of spreading a 360° air flow, thus providing high comfort and reaching all corners of the room.

DESIGN

COMPACT Advances in design have reduced the size of the indoor and outdoor units without overlooking any technological details.

MODULAR Can be combined with other units up to power "x", by connecting the inlet and outlet pipes between units.

SUPERSLIM The new Superslim cassette can be fitted into any space.

CERTIFICATIONS

EUROVENT

KEYMARK

ErP Unit that complies with the European Parliament and Council of the European Union's Directive which establishes the ecological design requirements applicable to products that use energy.





Residential Product Range

Suite

Suite 1x1	**30**
Casual	**32**
Silver	**34**
Prodigy PRO	**36**
Prodigy PRO LT	**38**
Onnix 2.0	**40**
Double Flow Console	**42**
Multisystem	**44**
Outdoor units	**46**
HR Outdoor units	**49**
Indoor units	**50**
Combined Systems	**52**
Compatible controls and accessories	**54**
References	**56**

Suite 1x1 | Residential Product Range



Introducing our 1x1 residential units range. Kaysun endeavors to offer the most complete range suitable for any type of aesthetic and requirement. Contributing to the maximum well-being of the user, at the vanguard of innovation and with a proposal that meets all of the requirements of the market and contains developments that constitute pioneering advances in the sector.

The residential range units comply with the ErP (energy-related products) directive of the EU, offering SCOP values from A to A+++. The brand wishes to consolidate its position in the market by offering products with a seasonal energy efficiency under heat mode that are even higher than 4.6 in SCOP for some of its models. Therefore, we not only observe the current directives on energy efficiency, but future directives as well.



ECO MODE

The system self-regulates based on changes in outdoor temperature and the energy requirements of the installation or home in order to provide the optimum results at all times.



DUAL FILTER

Dual filtration system thoroughly eliminates harmful substances, providing fresh and clean air for you. The first density pre filter can effectively prevent airborne particles. The second active carbon filter traps dangerous gases and annoying odors.



GOLDEN FIN

Fin protection is important in all heat exchangers. The Golden Fin technology is more resistant to oxidation and corrosion than ordinary blue fins from traditional condensers. It can effectively prevent bacteria from breeding and spreading and withstand corrosive elements.



TWIN ROTARY DC INVERTER COMPRESSOR

Outdoor units of SUITE range have a Double Rotary DC Inverter Compressor (also known as Twin Rotary). Its design, with high-efficiency and reduced dimensions, reduces vibrations during operation and, consequently, the noise level of the outdoor unit. In addition, it allows greater regulation of capacity and comfort.

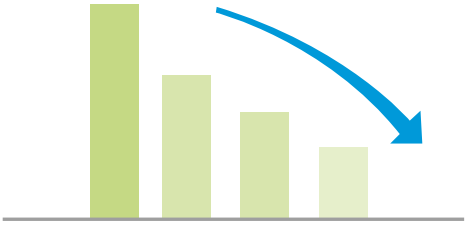

LOW CONSUMPTION EQUIPMENT

Kaysun, in its search for efficiency, comfort and energy savings, only assembles components in its units that have the appropriate characteristics to achieve this goal. The main component is the Double Rotary DC Inverter Compressors to ensure minimum consumption and maximum performance.



WIFI

It is possible to control Kaysun units through tablet or smartphone. Without the need of any additional component and through a simple configuration the units can be remotely managed, with multiple options like a weekly scheduled.

It is also possible to have voice control through Alexa and Google Home App.



HIGH-EFFICIENCY FAN BLADES AND AIR PASSAGE

Based on bionic principles, Kaysun's optimized fan blade design can effectively work against airflow resistance and reduce noise. Together with the optimised air passage, it delivers the same airflow volume with 30% less energy consumption.

1 W IS STANDBY IN MODE

1x1 Kaysun units only consume 1 W/hour in standby mode. This consumption is up to 80% less than any other conventional units. This translates into great energy savings for the end user.

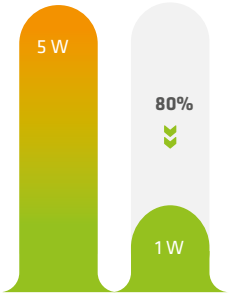



ICLEAN

When IClean function is activated in the Kaysun indoor unit, the first step consists of freezing the indoor unit heat exchanger to then heat it, this way the particles that could be deposited there are eliminated. Then the indoor unit fan changes the rotation sense to eliminate the particles that could be in the filter.



R-32 REFRIGERANT

R-32 is the evolution of traditional R-410A refrigerant, but with a lower global heating coefficient, and therefore, much more ecological. R-32 also achieves greater energy efficiency meaning a better machine performance and energy savings for the user.

Casual





With a simple and elegant desing, the outstanding features of the Kaysun Casual unit makes this model and excellent choice. With all Kaysun advanced technology at an affordable price.



Characteristics

- A++ energy rating in cooling mode, highlighting its high energy efficiency.
- Advanced Kaysun technology providing climate control at the best price.
- Built-in WiFi with remote control via the NetHOME Plus App and voice control compatibility with Alexa and Google Home.
- Golden Fin™ coating that withstands saline environments, rain, and corrosive elements, enhancing the durability of the equipment.
- Control via wired or centralized remote and management through on/off contact using the multifunctional board.



KID-05.3 S
Standard



Set model		AKAY-C 26 DR13	AKAY-C 35 DR13	AKAY-C 52 DR12	AKAY-C 71 DR12
› Set					
Cooling capacity rated	kW	2.60	3.50	5.28	7.03
Cooling capacity min. / max.	kW	0.91 / 3.4	1.11 / 3.93	1.81 / 6.16	2.08 / 7.91
Heating capacity rated	kW	3.00	3.80	5.57	7.33
Heating capacity min. / max.	kW	0.82 / 3.37	1.09 / 4.16	1.29 / 6.74	1.61 / 7.91
Heating capacity rated at -7°C	kW	2.03	2.51	4.02	5.98
Cooling input rated	W	800	1320	1550	2600
Cooling input min. / max.	W	100 / 1240	83 / 1600	140 / 2300	420 / 3150
Heating input rated	W	950	1190	1570	2400
Heating input min. / max.	W	120 / 1200	167 / 1400	220 / 2350	300 / 2750
Heating input rated at -7°C	W	971	1069	1661	2990
EER		3.25 -	2.66 -	3.40 -	2.71 -
COP		3.15 -	3.20 -	3.55 -	3.05 -
COP at -7°C		2.09	2.35	2.42	2.00
SEER		7.0 - A++	6.5 - A++	7.2 - A++	6.1 - A++
SCOP		4.1 - A+	4.1 - A+	4.0 - A+	4.0 - A+
› Indoor unit		**KAY-CF 26 DR13**	**KAY-CF 35 DR13**	**KAY-CF 52 DR12**	**KAY-CF 71 DR12**
Power supply	V/ph/Hz	with communication	with communication	with communication	with communication
Communication wiring	mm^2	(4+T)x1,5	(4+T)x1,5	(4+T)x1,5	(4+T)x2,5
Width / Height / Depth	mm	715 / 285 / 194	805 / 285 / 194	957 / 302 / 213	1040 / 327 / 220
Net weight	kg	6.7	7.3	10	12.3
Air flow low / medium / high	m^3/h	259 / 333 / 435	310 / 430 / 540	540 / 680 / 840	662 / 817 / 980
Sound pressure	dB(A)	21.5 / 25 / 32/ 37	21.5 / 25 / 35.5/ 39.5	/ 26 / 36/ 42.5	/ 36 / 40.5/ 45
Sound power level	dB(A)	50	54	56	60
› Outdoor unit		**KAE-C 26 DR13**	**KAE-C 35 DR13**	**KAE-C 52 DR11**	**KAE-C 71 DR11**
Power supply	V/ph/Hz	220-240/1/50	220-240/1/50	220-240/1/50	220-240/1/50
Power wiring	mm^2	(2+T)x1,5	(2+T)x1,5	(2+T)x1,5	(2+T)x2,5
Max. intensity	A	8.18	8.18	10.7	13.3
Circuit breaker		D16	D16	D16	D16
Width / Height / Depth	mm	720 / 495 / 270	720 / 495 / 270	805 / 554 / 330	890 / 673 / 342
Net weight	kg	21	21	32.7	42.9
Air flow	m^3/h	1750	1750	2100	3500
Sound pressure	dB(A)	55	55	56	59
Sound power level	dB(A)	59	64	64	67
› Refrigerant					
Type refrigerant		R-32	R-32	R-32	R-32
GWP		675	675	675	675
Refrigerant charge	kg	0.47	0.52	1.08	1.42
t CO_2eq	tCO_2	0.32	0.35	0.73	0.96
Pre-charge meters	m	5	5	5	5
Supplementary charge	kg/m	0.012	0.012	0.012	0.024
Liquid / Gas pipe diameter	inch	1/4" / 3/8"	1/4" / 3/8"	1/4" / 1/2"	3/8" / 5/8"
Piping total length	m	25	25	30	50
Vertical piping max. length	m	10	10	20	25
› Working range					
Outdoor ambient temperature for heating min. / max.	°C	-15 / 24	-15 / 24	-15 / 24	-15 / 24
Outdoor ambient temperature for cooling min. / max.	°C	-15 / 50	-15 / 50	-15 / 50	-15 / 50

Cooling and heating capacity. Cooling and heating input. Energy efficiency: The energy coefficients are calculated under standard conditions. The actual operation conditions depend on the place in which the equipment has been installed and the use made of it.
Sound pressure: Measurement of the sound pressure is taken using an anechoic chamber at a distance of 1 m from the machine.
Supplementary charge: The initial charge of the machines is valid for the first 5 m (liquid line). A supplementary charge of 0.012 kg/m is required for greater distances per each additional metre.
NOTE: Before installing these units, current legislation regarding refrigerant gases must be consulted.

Silver

NEW



Silver wall unit is the most efficient unit in the Suite range, with a A+++ cooling efficiency in ALL models. The easy installation and maintenance, makes it the definitive split.



Characteristics

- A+++ energy rating for significant energy savings.
- Artificial Intelligence algorithm to optimize energy consumption while ensuring optimal comfort.
- Easy installation and maintenance.
- Built-in WiFi with remote control via the NetHOME Plus App and voice control compatibility with Alexa and Google Home.
- Golden Fin™ coating that withstands saline environments, rain, and corrosive elements, enhancing the durability of the equipment.
- Control via wired or centralized remote and management through on/off contact using the multifunctional board.



KID-07 S
Standard

FOR "COMPATIBLE CONTROLS AND ACCESSORIES" SEE PAGE 54

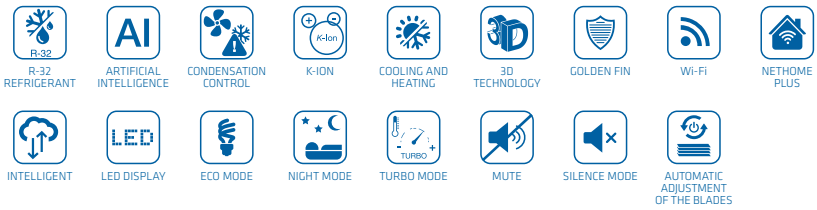

Set model		AKAY-S 26 DR13	AKAY-S 35 DR13	AKAY-S 52 DR13	AKAY-S 71 DR13
› Set					
Cooling capacity rated	kW	2.60	3.50	5.00	7.00
Cooling capacity min. / max.	kW	1.00 / 3.50	1.40 / 4.00	2.00 / 6.10	2.20 / 8.80
Heating capacity rated	kW	2.90	3.80	5.40	7.30
Heating capacity min. / max.	kW	0.80 / 3.70	1.10 / 4.10	1.40 / 6.80	1.60 / 9.40
Heating capacity rated at -7°C	kW	2.38	2.53	4.11	6.15
Cooling input rated	W	628	1035	1390	2120
Cooling input min. / max.	W	80 / 1300	130 / 1550	160 / 1787	420 / 3450
Heating input rated	W	666	975	1440	1970
Heating input min. / max.	W	70 / 1075	160 / 1400	230 / 1750	300 / 3150
Heating input rated at -7°C	W	1150	1259	1664	3030
EER		4.20 -	3.40 -	3.60 -	3.30 -
COP		4.40 -	3.91 -	3.75 -	3.71 -
COP at -7°C		2.07	2.01	2.47	2.03
SEER		8.80 - A+++	8.50 - A+++	8.50 - A+++	7.90 - A++
SCOP		4.60 - A++	4.60 - A++	4.60 - A++	4.60 - A++
› Indoor unit		**KAY-S 26 DR13**	**KAY-S 35 DR13**	**KAY-S 52 DR13**	**KAY-S 71 DR13**
Power supply	V/ph/Hz	with communication	with communication	with communication	with communication
Communication wiring	mm^2	(4+T)x1,5	(4+T)x1,5	(4+T)x1,5	(4+T)x1,5
Width / Height / Depth	mm	723 / 286 / 199	813 / 289 / 201	975 / 308 / 218	1055 / 330 / 231
Net weight	kg	7.50	8.00	10.2	13.0
Air flow low / medium / high	m^3/h	285 / 360 / 510	370 / 450 / 600	470 / 600 / 800	635 / 790 / 1090
Sound pressure	dB(A)	19 / 25 / 34/ 39	20 / 26 / 32/ 39	22 / 28 / 36/ 43	22 / 33 / 40/ 46
Sound power level	dB(A)	56	56	58	60
› Outdoor unit		**KAE-S 26 DR13**	**KAE-S 35 DR13**	**KAE-S 52 DR13**	**KAE-S 71 DR13**
Power supply	V/ph/Hz	220-240/1/50	220-240/1/50	220-240/1/50	220-240/1/50
Power wiring	mm^2	(2+T)x1.5	(2+T)x1.5	(2+T)x1.5	(2+T)x2.5
Max. intensity	A	10.0	10.0	13.5	19.0
Circuit breaker		D16	D16	D16	D16
Width / Height / Depth	mm	887 / 555 / 303	887 / 555 / 303	995 / 673 / 342	995 / 673 / 342
Net weight	kg	23.1	23.1	37.8	41.0
Air flow	m^3/h	2200	2200	3500	3500
Sound pressure	dB(A)	54	55	55	55
Sound power level	dB(A)	56	56	58	60
› Refrigerant					
Type refrigerant		R-32	R-32	R-32	R-32
GWP		675	675	675	675
Refrigerant charge	kg	0.55	0.58	0.85	1.08
t CO_2eq	tCO_2	0.55	0.58	0.85	1.08
Pre-charge meters	m	5	5	5	5
Supplementary charge	kg/m	0.012	0.012	0.012	0.012
Liquid / Gas pipe diameter	inch	1/4" / 3/8"	1/4" / 3/8"	1/4" / 1/2"	1/4" / 1/2"
Piping total length	m	25	25	30	50
Vertical piping max. length	m	10	10	20	25
› Working range					
Outdoor ambient temperature for heating min. / max.	°C	-15 / 24	-15 / 24	-15 / 24	-15 / 24
Outdoor ambient temperature for cooling min. / max.	°C	-15 / 50	-15 / 50	-15 / 50	-15 / 50

Cooling and heating capacity. Cooling and heating input. Energy efficiency: The energy coefficients are calculated under standard conditions. The actual operation conditions depend on the place in which the equipment has been installed and the use made of it.
Sound pressure: Measurement of the sound pressure is taken using an anechoic chamber at a distance of 1 m from the machine.
Supplementary charge: The initial charge of the machines is valid for the first 5 m (liquid line). A supplementary charge of 0.012 kg/m is required for greater distances per each additional metre.
NOTE: Before installing these units, current legislation regarding refrigerant gases must be consulted.

Prodigy PRO





Prodigy Pro wall unit is the most efficient unit in the Suite range, with a A+++ cooling efficiency in ALL models. The easy installation and maintenance, makes it the definitive split.



Characteristics

- A+++ energy rating for significant energy savings.
- Easy installation and maintenance.
- Built-in WiFi with remote control via the NetHOME Plus App and voice control compatibility with Alexa and Google Home.
- Golden Fin™ coating that withstands saline environments, rain, and corrosive elements, enhancing the durability of the equipment.
- Control via wired or centralized remote and management through on/off contact using the multifunctional board.
- Control via wired or centralized remote and management through on/off contact using the multifunctional board.



KID-06 S
Standard

FOR "COMPATIBLE CONTROLS AND ACCESSORIES" SEE PAGE 54



Set model		AKAY-P 26 DR11	AKAY-P 35 DR11	AKAY-P 52 DR11	AKAY-P 71 DR11
› Set					
Cooling capacity rated	kW	2.73	3.52	5.28	7.04
Cooling capacity min. / max.	kW	1.32 / 3.81	1.32 / 3.96	3.75 / 6.13	2.11 / 8.21
Heating capacity rated	kW	3.14	3.96	5.57	7.33
Heating capacity min. / max.	kW	1.32 / 3.96	0.88 / 4.55	2.58 / 6.77	1.55 / 8.21
Heating capacity rated at -7°C	kW	2.71	2.85	4.43	6.71
Cooling input rated	W	619	925	1320	1760
Cooling input min. / max.	W	130 / 1200	130 / 1250	590 / 1780	420 / 3200
Heating input rated	W	681	990	1500	1980
Heating input min. / max.	W	120 / 1400	120 / 1450	940 / 1700	300 / 3100
Heating input rated at -7°C	W	1075	1144	1772	3165
EER		4.5 -	3.8 -	4.1 -	3.95 -
COP		4.54 -	3.75 -	3.71 -	3.71 -
COP at -7°C		2.52	2.49	2.5	2.12
SEER		8.50 - A+++	8.50 - A+++	8.50 - A+++	8.50 - A+++
SCOP		4.60 - A++	4.60 - A++	4.30 - A+	4.20 - A++
› Indoor unit		**KAY-P 26 DR12**	**KAY-P 35 DR12**	**KAY-P 52 DR12**	**KAY-P 71 DR12**
Power supply	V/ph/Hz	with communication	with communication	with communication	with communication
Communication wiring	mm^2	(4+T)x1,5	(4+T)x1,5	(4+T)x1,5	(4+T)x1,5
Width / Height / Depth	mm	857 / 300 / 231	857 / 300 / 231	1024 / 321 / 246	1197 / 371 / 280
Net weight	kg	10.2	10.2	12.3	20.0
Air flow low / medium / high	m^3/h	280 / 360 / 530	290 / 380 / 560	400 / 580 / 685	379 / 724 / 1.092
Sound pressure	dB(A)	21 / 22 / 32/ 40	21 / 22 / 34/ 41	22 / 23 / 35/ 41	21 / 33 / 40/ 45
Sound power level	dB(A)	56	56	59	65
› Outdoor unit		**KAE-26 DR9**	**KAE-35 DR9**	**KAE-P 52 DR9**	**KAE-P 71 DR9**
Power supply	V/ph/Hz	220-240/1/50	220-240/1/50	220-240/1/50	220-240/1/50
Power wiring	mm^2	(2+T)x1.5	(2+T)x1.5	(2+T)x1.5	(2+T)x2.5
Max. intensity	A	10.5	10.5	13.0	19.0
Circuit breaker		D16	D16	D16	D20
Width / Height / Depth	mm	765 / 555 / 303	765 / 555 / 303	890 / 673 / 342	890 / 673 / 342
Net weight	kg	26.4	26.4	38.8	45.6
Air flow	m^3/h	2150	2200	3500	3500
Sound pressure	dB(A)	55	55	56	58.5
Sound power level	dB(A)	59	61	65	68
› Refrigerant					
Type refrigerant		R-32	R-32	R-32	R-32
GWP		675	675	675	675
Refrigerant charge	kg	0.62	0.62	1.1	1.5
t CO_2eq	tCO_2	0.42	0.42	0.74	1.01
Pre-charge meters	m	5	5	5	5
Supplementary charge	kg/m	0.012	0.012	0.012	0.024
Liquid / Gas pipe diameter	inch	1/4" / 3/8"	1/4" / 3/8"	1/4" / 1/2"	3/8" / 5/8"
Piping total length	m	25	25	30	50
Vertical piping max. length	m	10	10	20	25
› Working range					
Outdoor ambient temperature for heating min. / max.	°C	-15 / 24	-15 / 24	-15 / 24	-15 / 24
Outdoor ambient temperature for cooling min. / max.	°C	-15 / 50	-15 / 50	-15 / 50	-15 / 50

Cooling and heating capacity. Cooling and heating input. Energy efficiency: The energy coefficients are calculated under standard conditions. The actual operation conditions depend on the place in which the equipment has been installed and the use made of it.
Sound pressure: Measurement of the sound pressure is taken using an anechoic chamber at a distance of 1 m from the machine.
Supplementary charge: The initial charge of the machines is valid for the first 5 m (liquid line). A supplementary charge of 0.012 kg/m is required for greater distances per each additional metre.
NOTE: Before installing these units, current legislation regarding refrigerant gases must be consulted.

Prodigy PRO LT



Prodigy Pro LT is the ideal unit for cold weather, giving 80% of his nominal capacity with air temperature of -20°C. And also keeping the characteristics of the Prodigy Pro series.

Characteristics

- A+++ energy rating for significant energy savings.
- Easy installation and maintenance.
- Built-in WiFi with remote control via the NetHOME Plus App and voice control compatibility with Alexa and Google Home.
- Extreme temperature ready, performance at -30°C guaranteed thanks to bigger heat exchanger and additional heating belt.
- Golden Fin™ coating that withstands saline environments, rain, and corrosive elements, enhancing the durability of the equipment.
- Control via wired or centralized remote and management through on/off contact using the multifunctional board.





KID-06 S
Standard

FOR "COMPATIBLE CONTROLS AND ACCESSORIES" SEE PAGE 54



Set model		AKAY-P 26 DR10 LT	AKAY-P 35 DR10 LT
› Set			
Cooling capacity rated	kW	2.73	3.52
Cooling capacity min. / max.	kW	1.32 / 3.81	1.32 / 3.96
Heating capacity rated	kW	3.14	3.96
Heating capacity min. / max.	kW	1.32 / 3.96	0.88 / 4.55
Heating capacity rated at -7°C	kW	3.17	3.18
Cooling input rated	W	619	925
Cooling input min. / max.	W	130 / 1200	130 / 1250
Heating input rated	W	681	990
Heating input min. / max.	W	120 / 1400	120 / 1450
Heating input rated at -7°C	W	1315	1379
EER		4.5 -	3.8 -
COP		4.65 -	3.75 -
COP at -7°C		2.41	2.30
SEER		8.6 - A+++	8.5 - A+++
SCOP		4.6 - A++	4.6 - A++
› Indoor unit		**KAY-P 26 DR12**	**KAY-P 35 DR12**
Power supply	V/ph/Hz	with communication	with communication
Communication wiring	mm^2	(4+T)x1,5	(4+T)x1,5
Width / Height / Depth	mm	857 / 300 / 231	857 / 300 / 231
Net weight	kg	10.2	10.2
Air flow low / medium / high	m^3/h	280 / 360 / 530	290 / 380 / 560
Sound pressure	dB(A)	20.5 / 21.5 / 32/ 40	21 / 22 / 34/ 41
Sound power level	dB(A)	55	55
› Outdoor unit		**KAE-P 26 DR9 LT**	**KAE-P 35 DR9 LT**
Power supply	V/ph/Hz	220-240/1/50	220-240/1/50
Power wiring	mm^2	(2+T)x1.5	(2+T)x1.5
Max. intensity	A	10.5	10.5
Circuit breaker		D16	D16
Width / Height / Depth	mm	765 / 555 / 303	765 / 555 / 303
Net weight	kg	26.4	26.4
Air flow	m^3/h	2150	2200
Sound pressure	dB(A)	55	55
Sound power level	dB(A)	57	59
› Refrigerant			
Type refrigerant		R-32	R-32
GWP		675	675
Refrigerant charge	kg	0.62	0.62
t CO_2eq	tCO_2	0.42	0.42
Pre-charge meters	m	5	5
Supplementary charge	kg/m	0.012	0.012
Liquid / Gas pipe diameter	inch	1/4" / 3/8"	1/4" / 3/8"
Piping total length	m	25	25
Vertical piping max. length	m	10	10
› Working range			
Outdoor ambient temperature for heating min. / max.	°C	-30 / 24	-30 / 24
Outdoor ambient temperature for cooling min. / max.	°C	-15 / 50	-15 / 50

Cooling and heating capacity. Cooling and heating input. Energy efficiency: The energy coefficients are calculated under standard conditions. The actual operation conditions depend on the place in which the equipment has been installed and the use made of it.
Sound pressure: Measurement of the sound pressure is taken using an anechoic chamber at a distance of 1 m from the machine.
Supplementary charge: The initial charge of the machines is valid for the first 5 m (liquid line).
NOTE: Before installing these units, current legislation regarding refrigerant gases must be consulted.

Onnix 2.0



The Kaysun Onnix 2.0 unit features an elegant mirror-effect design, making it an ideal option for climate control with sophistication.



Characteristics

- A+++ energy rating for significant energy savings.
- Elegant and modern design with a pure glass finish that complements home decor.
- Built-in WiFi with remote control via the NetHOME Plus App and voice control compatibility with Alexa and Google Home.
- Golden Fin™ coating that withstands saline environments, rain, and corrosive elements, enhancing the durability of the equipment.
- 180° coverage ensures uniform air distribution for optimal comfort.



KID-05.4 S
Standard

FOR "COMPATIBLE CONTROLS AND ACCESSORIES" SEE PAGE 54



Set model		AKAY-D 26 DR11	AKAY-D 35 DR11	AKAY-D 52 DR11
› Set				
Cooling capacity rated	kW	2.64	3.52	5.28
Cooling capacity min. / max.	kW	1.03 / 3.22	1.38 / 4.31	3.39 / 5.9
Heating capacity rated	kW	2.93	3.81	5.57
Heating capacity min. / max.	kW	0.82 / 3.37	1.07 / 4.38	3.1 / 5.85
Heating capacity rated at -7°C	kW	3.11	3.11	5.08
Cooling input rated	W	600	900	1600
Cooling input min. / max.	W	100 / 1260	130 / 1650	140 / 2300
Heating input rated	W	620	950	1680
Heating input min. / max.	W	110 / 1320	120 / 1500	220 / 2350
Heating input rated at -7°C	W	1204	1204	2083
EER		4.12 -	3.87 -	3.13 -
COP		4.2 -	3.9 -	3.3 -
COP at -7°C		2.58	2.58	2.44
SEER		8.8 - A+++	8.5 - A+++	6.3 - A++
SCOP		4.6 - A++	4.6 - A++	4.1 - A+
› Indoor unit		**KAY-D 26 DR11**	**KAY-D 35 DR11**	**KAY-D 52 DR11**
Power supply	V/ph/Hz	with communication	with communication	with communication
Communication wiring	mm^2	(4+T)x1,5	(4+T)x1,5	(4+T)x1,5
Width / Height / Depth	mm	920 / 321 / 211	920 / 321 / 211	920 / 321 / 211
Net weight	kg	11.3	11.3	11.3
Air flow low / medium / high	m^3/h	425 / 515 / 700	425 / 515 / 700	430 / 530 / 750
Sound pressure	dB(A)	/ 21.5 / 32.5/ 40	/ 21.5 / 32.5/ 40	/ 33.5 / 36.5/ 41.5
Sound power level	dB(A)	53	53	54
› Outdoor unit		**KAE-S 26 DR9**	**KAE-S 35 DR9**	**KAE-S 52 DR9**
Power supply	V/ph/Hz	220-240/1/50	220-240/1/50	220-240/1/50
Power wiring	mm^2	(2+T)x1,5	(2+T)x1,5	(2+T)x1,5
Max. intensity	A	6.75	6.75	13
Circuit breaker		D16	D16	D16
Width / Height / Depth	mm	765 / 555 / 303	765 / 555 / 303	805 / 554 / 330
Net weight	kg	26.4	26.4	33.5
Air flow	m^3/h	2200	2200	2100
Sound pressure	dB(A)	53.5	53.5	54.5
Sound power level	dB(A)	58	62	63
› Refrigerant				
Type refrigerant		R-32	R-32	R-32
GWP		675	675	675
Refrigerant charge	kg	0.7	0.7	1.10
t CO_2eq	tCO_2	0.47	0.47	0.74
Pre-charge meters	m	5	5	5
Supplementary charge	kg/m	0.012	0.012	0.012
Liquid / Gas pipe diameter	inch	1/4" / 3/8"	1/4" / 3/8"	1/4" / 1/2"
Piping total length	m	25	25	30
Vertical piping max. length	m	10	10	20
› Working range				
Outdoor ambient temperature for heating min. / max.	°C	-15 / 24	-15 / 24	-15 / 24
Outdoor ambient temperature for cooling min. / max.	°C	-15 / 50	-15 / 50	-15 / 50

Cooling and heating capacity. Cooling and heating input. Energy efficiency: The energy coefficients are calculated under standard conditions. The actual operation conditions depend on the place in which the equipment has been installed and the use made of it.
Sound pressure: Measurement of the sound pressure is taken using an anechoic chamber at a distance of 1 m from the machine.
Supplementary charge: The initial charge of the machines is valid for the first 5 m (liquid line). A supplementary charge of 0.012 kg/m is required for greater distances per each additional metre.
NOTE: Before installing these units, current legislation regarding refrigerant gases must be consulted.

Double Flow Console



With its elegant design and compact dimensions, the dual-flow console fits seamlessly into any space. It is easy to install and offers dual air outlet options.



Characteristics

- Energy rating A++ in cooling mode, ensuring high efficiency.
- Ideal for heating, it provides uniform and comfortable warmth thanks to its two hot air outlets.
- Built-in WiFi with remote control via the NetHOME Plus App and voice control compatibility with Alexa and Google Home.
- Golden Fin™ coating that withstands saline environments, rain, and corrosive elements, enhancing the durability of the equipment.
- Control via wired or centralized remote and management through on/off contact using the multifunctional board.



KID-05 S
Standard

FOR "COMPATIBLE CONTROLS AND ACCESSORIES" SEE PAGE 54



Set model		KSDA-26 DVR14-2	KSDA-35 DVR14-2	KSDA-52 DVR14-2
› Set				
Cooling capacity rated	kW	2.6	3.52	4.98
Cooling capacity min. / max.	kW	0.35 / 3.07	0.76 / 4.25	2.64 / 5.57
Heating capacity rated	kW	3.07	3.81	5.28
Heating capacity min. / max.	kW	0.90 / 3.51	0.45 / 4.69	2.20 / 6.3
Heating capacity rated at -7°C	kW	2.55	3.07	4.78
Cooling input rated	W	800	1000	1500
Cooling input min. / max.	W	145 / 1100	170 / 1350	650 / 1950
Heating input rated	W	1000	980	1420
Heating input min. / max.	W	300 / 1300	150 / 1300	600 / 1900
Heating input rated at -7°C	W	1020	1400	1840
EER		3.94 -	3.7 -	3.25 -
COP		4.15 -	4.0 -	3.5 -
COP at -7°C		2.56	2.19	2.56
SEER		6.3 - A++	7.3 - A++	6.7 - A++
SCOP		4.1 - A+	4.0 - A+	4.0 - A+
› Indoor unit		**KSD-26 DR14-2**	**KSD-35 DR14-2**	**KSD-52 DR14-2**
Power supply	V/ph/Hz	with communication	with communication	with communication
Communication wiring	mm^2	(4+T)x1,5	(4+T)x1,5	(4+T)x1,5
Width / Height / Depth	mm	794 / 621 / 200	794 / 621 / 200	794 / 621 / 200
Net weight	kg	14.9	14.9	14.9
Air flow low / medium / high	m^3/h	490 / 580 / 650	490 / 580 / 650	600 / 690 / 780
Sound pressure	dB(A)	/ 27 / 34/ 37	/ 27 / 34/ 37	/ 32 / 38/ 41
Sound power level	dB(A)	54	54	55
› Outdoor unit		**KUE-26 DVR14**	**KUE-35 DVR13**	**KUE-52 DVR13**
Power supply	V/ph/Hz	220-240/1/50	220-240/1/50	220-240/1/50
Power wiring	mm^2	(2+T)x1,5	(2+T)x1,5	(2+T)x1,5
Max. intensity	A	10.7	10.7	13
Circuit breaker		D16	D16	D16
Width / Height / Depth	mm	765 / 555 / 303	765 / 555 / 303	805 / 554 / 330
Net weight	kg	24.6	26.6	32.5
Air flow	m^3/h	2000	2200	2100
Sound pressure	dB(A)	54	54	55
Sound power level	dB(A)	61	62	63
› Refrigerant				
Type refrigerant		R-32	R-32	R-32
GWP		675	675	675
Refrigerant charge	kg	0.65	0.72	1.15
t CO_2eq	tCO_2	0.44	0.49	0.78
Pre-charge meters	m	5	5	5
Supplementary charge	kg/m	0.012	0.012	0.012
Liquid / Gas pipe diameter	inch	1/4" / 3/8"	1/4" / 3/8"	1/4" / 1/2"
Piping total length	m	25	25	30
Vertical piping max. length	m	10	10	20
› Working range				
Outdoor ambient temperature for heating min. / max.	°C	-15 / 24	-15 / 24	-15 / 24
Outdoor ambient temperature for cooling min. / max.	°C	-15 / 50	-15 / 50	-15 / 50

Provisional data

Cooling and heating capacity. Cooling and heating input. Energy efficiency: Data for standard conditions. The operating conditions depend on the installation site and its usage.
Sound pressure: Measurement of the sound pressure is taken using a semi-anechoic chamber at a distance of 1 m from the machine.
Power wiring: The power wiring is up to 10 m approximately. It must be calculated more precisely for each installation.
Supplementary charge: The initial factory charge of the machines is valid for the first 5 m (liquid line).
Compatible controllers: The units can integrate one of the controllers from the table or the one recommended by Kaysun.
NOTE: Before installing these units, current legislation regarding refrigerant gases must be consulted.

Multisystem | Suite Multisystem



The Kaysun Multisystem range is designed to provide comfort and technology to every space. This is a flexible and versatile range that allows multiple combinations with different types of indoor units. All outdoor units are fitted with a DC Inverter compressor and fan, while all indoor units also have a DC Inverter fan. These units are the perfect solution for small spaces in which a larger scale installation is not possible.

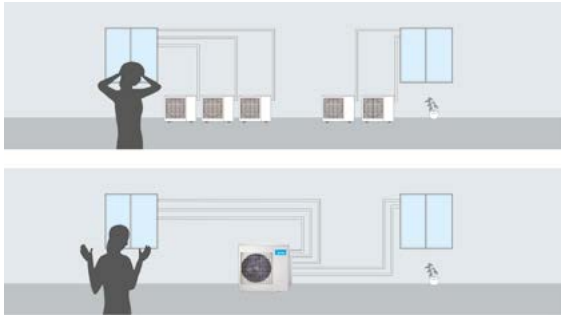

INSTALLATION SPACE SAVING

The Multisystem units are designed to save outdoor space, as up to 5 indoor units can be connected to a single outdoor unit.



DUAL FILTER

Dual filtration system thoroughly eliminates harmful substances, providing fresh and clean air for you. The first density pre filter can effectively prevent airborne particles. The second active carbon filter traps dangerous gases and annoying odors.



GOLDEN FIN

Fin protection is important in all heat exchangers. The Golden Fin technology is more resistant to oxidation and corrosion than ordinary blue fins from traditional condensers. It can effectively prevent bacteria from breeding and spreading and withstand corrosive elements.

VERSATILITY OF INDOOR UNITS

Apart from the wall-mounted units, within the Kaysun Multisystem range there are also cassette units, ducts, and an Air-To-Water hydraulic kit.







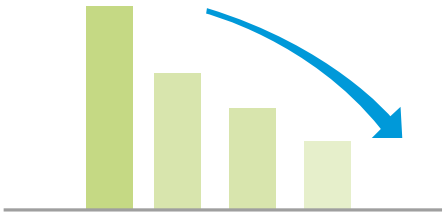

LOW-POWER EQUIPMENT

Through seeking efficiency, comfort and energy savings for the user, Kaysun only uses components in its units that meet the appropriate characteristics in order to achieve this aim. The main components are the Twin DC Rotary Inverter Compressors and the DC fans to ensure minimum consumption and maximum performance.



TWIN DC ROTARY INVERTER COMPRESSOR

The outdoor units in the Kaysun domestic range feature a Twin DC Rotary Inverter compressor. Thanks to its design, this type of high-efficiency, compact compressor reduces operating vibration and, as a consequence, the sound level of the outdoor unit. In addition, it allows greater regulation of capacity and comfort. This technology is also known as Twin Rotary.



DC FANS

All fan motors in the Kaysun Suite units are direct current. These fans feature low power consumption, excellent efficiency and high performance, accompanied by the ideal fan running speed.



WIFI

It is possible to control Kaysun units through tablet or smartphone. Without the need of any additional component and through a simple configuration the units can be remotely managed, with multiple options like a weekly scheduled.
It is also possible to have voice control through Alexa and Google Home App.

R-32 REFRIGERANT

The Multisystem domestic range is available with R-32 refrigerant. The main characteristics of R-32 are that its atmospheric warming potential of 675 (less than that for R-410A) is more economical and is 2-9% more efficient with a lower charging volume.



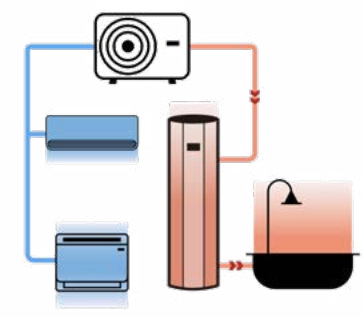

MULTI HYBRID HR

The newest multisystem unit brought by Kaysun, allows you to integrate a DHW tank on one of the available connections. There are 2 dedicated outdoor units of 5,2 and 8kW and 2 tank sizes of 100 and 190 liters.

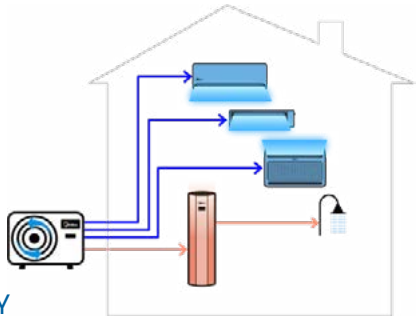

HEAT RECOVERY

The heat recovery technology sends the heat wasted when working in cooling mode to the DHW tank. This allows the simultaneous production of cooling and DHW, furthermore we can consider this energy used for the DHW production as free of cost.

Outdoor units



Model		KAM2-42 DR8	KAM2-52 DR8	KAM3-52 DR8
› Set				
Cooling capacity rated	kW	4.1	5.28	5.28
Heating capacity rated	kW	4.39	5.57	5.57
Heating capacity rated at -7°C	kW	3.5	3.62	3.7
Cooling input rated	W	1270	1630	1450
Heating input rated	W	1200	1500	1380
Heating input rated at -7°C	W	1620	1490	1455
COP at -7°C		3.19	3.2	2.6
SEER		6.8 - A++	6.6 - A++	6.8 - A++
Communication wiring	mm^2	(3+T)x2,5	(3+T)x2,5	(3+T)x2,5
No. indoor units		2	2	3
Power supply	V/ph/Hz	220-240/1/50	220-240/1/50	220-240/1/50
Power wiring	mm^2	(2+T)x2,5	(2+T)x2,5	(2+T)x4
Width / Height / Depth	mm	805 / 554 / 330	805 / 554 / 330	805 / 554 / 330
Net weight	kg	31.6	35.0	36.2
Air flow	m^3/h	2200	2200	2100
Sound pressure	dB(A)	57	56	57
Sound power level	dB(A)	66	63	64
› Refrigerant				
Type refrigerant		R-32	R-32	R-32
GWP		675	675	675
Refrigerant charge	kg	0.9	1.25	1.25
t CO_2eq	tCO_2	0.61	0.84	1.01
Liquid / Gas pipe diameter	inch	2x 1/4" / 2x 3/8"	2x 1/4" / 2x 3/8"	3x 1/4" / 3x 3/8"
Piping total length	m	40	40	60
Vertical piping max. length	m	15	15	15
› Working range				
Outdoor ambient temperature for heating min. / max.	°C	-15 / 24	-15 / 24	-15 / 24
Outdoor ambient temperature for cooling min. / max.	°C	-15 / 50	-15 / 50	-15 / 50

Cooling and heating capacity. Cooling and heating input. Energy efficiency: The energy coefficients are calculated under standard conditions. The actual operation conditions depend on the place in which the equipment has been installed and the use made of it.
Sound pressure: Measurement of the sound pressure is taken using an anechoic chamber at a distance of 1 m from the machine.
Power wiring: The power wiring is up to 10 m approximately. It must be calculated more precisely for each installation.
Supplementary charge: The initial charging of the outdoor machines is valid for the first 7.5 m (liquid line). A supplementary charge of 0.012 kg/m is required for greater distances per each additional metre.
NOTE: Before installing these units, current legislation regarding refrigerant gases must be consulted.
(*): Check availability. Models available from summer 2022, with the end of stock of the current models.



R-32 REFRIGERANT | DC INVERTER COMPRESSOR | CONDENSATION CONTROL | DC INVERTER EXTERNAL FAN

Model		KAM3-62 DR8	KAM3-78 DR8	KAM4-80 DR7
› Set				
Cooling capacity rated	kW	6.15	7.91	8.2
Heating capacity rated	kW	6.59	8.21	8.79
Heating capacity rated at -7°C	kW	4.13	6.52	5.81
Cooling input rated	W	1900	2450	2261
Heating input rated	W	1770	2200	2160
Heating input rated at -7°C	W	1750	3080	1875
COP at -7°C		3.1	3.13	3.1
SEER		6.5 - A++	6.7 - A++	7.2 - A++
Communication wiring	mm^2	(3+T)x2,5	(3+T)x2,5	(3+T)x2,5
No. indoor units		3	3	4
Power supply	V/ph/Hz	220-240/1/50	220-240/1/50	220-240/1/50
Power wiring	mm^2	(2+T)x4	(2+T)x4	(2+T)x4
Width / Height / Depth	mm	890 / 673 / 342	890 / 673 / 342	946 / 810 / 410
Net weight	kg	46.8	53	64.3
Air flow	m^3/h	3000	2700	4000
Sound pressure	dB(A)	57.5	54	61
Sound power level	dB(A)	66	67	69
› Refrigerant				
Type refrigerant		R-32	R-32	R-32
GWP		675	675	675
Refrigerant charge	kg	1.4	1.72	1.8
t CO_2eq	tCO_2	0.95	1.16	1.22
Liquid / Gas pipe diameter	inch	3x 1/4" / 3x 3/8"	3x 1/4" / 3x 3/8"	4x 1/4" / 3x 3/8" + 1x 1/2"
Piping total length	m	60	60	80
Vertical piping max. length	m	15	15	15
› Working range				
Outdoor ambient temperature for heating min. / max.	°C	-15 / 24	-15 / 24	-15 / 24
Outdoor ambient temperature for cooling min. / max.	°C	-15 / 50	-15 / 50	-15 / 50

Cooling and heating capacity. Cooling and heating input. Energy efficiency: The energy coefficients are calculated under standard conditions. The actual operation conditions depend on the place in which the equipment has been installed and the use made of it.
Sound pressure: Measurement of the sound pressure is taken using an anechoic chamber at a distance of 1 m from the machine.
Power wiring: The power wiring is up to 10 m approximately. It must be calculated more precisely for each installation.
Supplementary charge: The initial charging of the outdoor machines is valid for the first 7.5 m (liquid line). A supplementary charge of 0.012 kg/m is required for greater distances per each additional metre.
NOTE: Before installing these units, current legislation regarding refrigerant gases must be consulted.
(*): Check availability. Models available from summer 2022, with the end of stock of the current models.

Outdoor units

Model		KAM4-105 DR7	KAM5-120 DR8
› Set			
Cooling capacity rated	kW	10.55	12.31
Heating capacity rated	kW	11.14	12.6
Heating capacity rated at -7°C	kW	7.33	8.54
Cooling input rated	W	3265	3800
Heating input rated	W	2840	3300
Heating input rated at -7°C	W	4010	4077
COP at -7°C		3.11	2.1
SEER		6.5 - A++	6.5 - A++
Communication wiring	mm^2	(3+T)x2,5	(3+T)x2,5
No. indoor units		4	5
Power supply	V/ph/Hz	220-240/1/50	220-240/1/50
Power wiring	mm^2	(2+T)x6	(2+T)x6
Width / Height / Depth	mm	946 / 810 / 410	946 / 810 / 410
Net weight	kg	68.8	74.10
Air flow	m^3/h	4000	3850
Sound pressure	dB(A)	63	61.5
Sound power level	dB(A)	68	70
› Refrigerant			
Type refrigerant		R-32	R-32
GWP		675	675
Refrigerant charge	kg	2.1	2.9
t CO_2eq	tCO_2	1.42	1.96
Liquid / Gas pipe diameter	inch	4x 1/4" / 3x 3/8" + 1x 1/2"	5x 1/4" / 4x 3/8" + 1x 1/2"
Piping total length	m	80	80
Vertical piping max. length	m	15	15
› Working range			
Outdoor ambient temperature for heating min. / max.	°C	-15 / 24	-15 / 24
Outdoor ambient temperature for cooling min. / max.	°C	-15 / 50	-15 / 50

Cooling and heating capacity. Cooling and heating input. Energy efficiency: The energy coefficients are calculated under standard conditions. The actual operation conditions depend on the place in which the equipment has been installed and the use made of it.
Sound pressure: Measurement of the sound pressure is taken using an anechoic chamber at a distance of 1 m from the machine.
Power wiring: The power wiring is up to 10 m approximately. It must be calculated more precisely for each installation.
Supplementary charge: The initial charging of the outdoor machines is valid for the first 7.5 m (liquid line). A supplementary charge of 0.012 kg/m is required for greater distances per each additional metre.
NOTE: Before installing these units, current legislation regarding refrigerant gases must be consulted.
(*): Check availability. Models available from summer 2022, with the end of stock of the current models.

HR Outdoor units



R-32 REFRIGERANT · DC INVERTER COMPRESSOR · CONDENSATION CONTROL · DC INVERTER EXTERNAL FAN · GOLDEN FIN · NETHOME PLUS

Model		KAM3HR-52 DR8	KAM4HR-80 DR9
› Set			
Cooling capacity rated	kW	5.3	8.2
Heating capacity rated	kW	5.31	8.79
Heating capacity rated at -7°C	kW	3.78	6.43
Cooling input rated	W	1400	2261
Heating input rated	W	1280	2160
Heating input rated at -7°C	W	1455	2690
COP at -7°C		2.60	2.39
SEER		7.20 - A++	7.20 - A++
Communication wiring	mm^2	(3+T)x2,5	(3+T)x2,5
No. indoor units		3	4
Power supply	V/ph/Hz	220-240/1/50	220-240/1/50
Power wiring	mm^2	(2+T)x4	(2+T)x4
Width / Height / Depth	mm	890 / 673 / 342	946 / 810 / 410
Net weight	kg	46.6	64.3
Air flow	m^3/h	3000	4000
Sound pressure	dB(A)	52	61
Sound power level	dB(A)	58	69
› Refrigerant			
Type refrigerant		R-32	R-32
GWP		675	675
Refrigerant charge	kg	1.5	1.8
t CO_2eq	tCO_2	1.01	1.22
Pre-charge meters	m	20	30
Liquid / Gas pipe diameter	inch	3 x 1/4" / 3 x 3/8"	4 x 1/4" / 3x 3/8" + 1x 1/2"
Piping total length	m	60	80
Vertical piping max. length	m	15	15
› Working range			
Outdoor ambient temperature for heating min. / max.	°C	-15 / 24	-15 / 24
Outdoor ambient temperature for cooling min. / max.	°C	-15 / 50	-15 / 50

Cooling and heating capacity. Cooling and heating input. Energy efficiency: The energy coefficients are calculated under standard conditions. The actual operation conditions depend on the place in which the equipment has been installed and the use made of it.
Sound pressure: Measurement of the sound pressure is taken using an anechoic chamber at a distance of 1 m from the machine.
Power wiring: The power wiring is up to 10 m approximately. It must be calculated more precisely for each installation.
Supplementary charge: The initial charging of the outdoor machines is valid for the first 7.5 m (liquid line). A supplementary charge of 0.012 kg/m is required for greater distances per each additional metre.
NOTE: Before installing these units, current legislation regarding refrigerant gases must be consulted.
(*): Check availability. Models available from summer 2022, with the end of stock of the current models.

Indoor units

Casual

KID-05.3 S
Standard





Model		KAY-CF 20 DR12	KAY-CF 26 DR13	KAY-CF 35 DR13	KAY-CF 52 DR12	KAY-CF 71 DR12
Cooling capacity rated	kW	2.05	2.63	3.52	5.28	7.03
Heating capacity rated	kW	2.64	2.93	3.81	5.57	7.33
Communication wiring	mm^2	(3+T)x2,5	(3+T)x2,5	(3+T)x2,5	(3+T)x2,5	(3+T)x2,5
Width / Height / Depth	mm	805 / 285 / 194	715 / 285 / 194	805 / 285 / 194	957 / 302 / 213	1040 / 327 / 220
Net weight	kg	7,0	7,0	7.6	10	12.3
Air flow low / medium / high	m^3/h	259 / 333 / 439	259 / 333 / 439	325 / 430 / 540	540 / 680 / 840	662 / 817 / 980
Sound pressure	dB(A)	/ 25.0 / 31.0/ 38.0	/ 25.0 / 31.0/ 38.0	/ 25 / 34.5/ 40.5	/ 26 / 36/ 42.5	/ 36 / 40.5/ 45
Sound power level	dB(A)	50	50	55	56	59
Liquid / Gas pipe diameter	inch	1/4" / 3/8"	1/4" / 3/8"	1/4" / 3/8"	1/4" / 1/2"	3/8" / 5/8"

Silver

KID-07 S
Standard





Model		KAY-S 26 DR13	KAY-S 35 DR13	KAY-S 52 DR13	KAY-S 71 DR13
Cooling capacity rated	kW	2.6	3.5	5.0	7.0
Heating capacity rated	kW	2.9	3.8	5.4	7.3
Communication wiring	mm^2	(3+T)x2,5	(3+T)x2,5	(3+T)x2,5	(3+T)x2,5
Width / Height / Depth	mm	723 / 286 / 199	813 / 289 / 201	975 / 308 / 218	1055 / 330 / 231
Net weight	kg	7.50	8.00	10.2	13.0
Air flow low / medium / high	m^3/h	285 / 360 / 510	370 / 450 / 600	470 / 600 / 800	635 / 790 / 1090
Sound pressure	dB(A)	19 / 25 / 34/ 39	20 / 26 / 32/ 39	22 / 28 / 36/ 43	22 / 33 / 40/ 46
Sound power level	dB(A)	56	56	58	60
Liquid / Gas pipe diameter	inch	1/4" / 3/8"	1/4" / 3/8"	1/4" / 1/2"	1/4" / 1/2"

See compatibility of controllers in the range 1x1

Prodigy Pro

KID-06 S
Standard





Model		KAY-P 26 DR12	KAY-P 35 DR12	KAY-P 52 DR12	KAY-P 71 DR12
Cooling capacity rated	kW	2.72	3.52	5.28	7.03
Heating capacity rated	kW	3.13	3.96	5.57	7.33
Communication wiring	mm^2	(3+T)x2,5	(3+T)x2,5	(3+T)x2,5	(3+T)x2,5
Width / Height / Depth	mm	857 / 300 / 231	857 / 300 / 231	1024 / 321 / 246	1197 / 371 / 280
Net weight	kg	10.2	10.2	12.3	20
Air flow low / medium / high	m^3/h	280 / 360 / 530	290 / 380 / 560	400 / 580 / 685	379 / 724 / 1092
Sound pressure	dB(A)	20.5 / 21.5 / 32/ 40	21 / 22 / 34/ 41	22 / 23 / 35/ 41	21 / 33 / 40/ 44.5
Sound power level	dB(A)	55	55	59	65
Liquid / Gas pipe diameter	inch	1/4" / 3/8"	1/4" / 3/8"	1/4" / 1/2"	3/8" / 5/8"

See compatibility of controllers in the range 1x1

Onnix 2.0

KID-05.4 S
Standard





Model		KAY-D 26 DR11	KAY-D 35 DR11	KAY-D 52 DR11
Cooling capacity rated	kW	2.63	3.52	5.28
Heating capacity rated	kW	2.93	3.81	5.57
Communication wiring	mm^2	(3+T)x2,5	(3+T)x2,5	(3+T)x2,5
Width / Height / Depth	mm	921 / 321 / 211	921 / 321 / 211	921 / 321 / 211
Net weight	kg	11.3	11.3	11.3
Air flow low / medium / high	m^3/h	425 / 515 / 700	425 / 515 / 700	430 / 530 / 750
Sound pressure	dB(A)	/ 21.5 / 32.5/ 40	/ 21.5 / 32.5/ 40	/ 33.5 / 36.5/ 41
Sound power level	dB(A)	53	53	54
Liquid / Gas pipe diameter	inch	1/4" / 3/8"	1/4" / 3/8"	1/4" / 1/2"

See compatibility of controllers in the range 1x1

Double Flow Console

KID-06 S
Standard





Model		KSD-26 DR14-2	KSD-35 DR14-2	KSD-52 DR14-2
Cooling capacity rated	kW	2.6	3.52	5.0
Heating capacity rated	kW	2.9	3.81	5.28
Communication wiring	mm^2	(3+T)x2,5	(3+T)x2,5	(3+T)x2,5
Width / Height / Depth	mm	794 / 621 / 200	794 / 621 / 200	794 / 621 / 200
Net weight	kg	14.9	14.9	14.9
Air flow low / medium / high	m^3/h	400 / 510 / 600	490 / 580 / 650	600 / 690 / 780
Sound pressure	dB(A)	/ 27 / 34/ 36	/ 27 / 34/ 37	/ 32 / 38/ 41
Sound power level	dB(A)	50	54	55
Liquid / Gas pipe diameter	inch	1/4" / 3/8"	1/4" / 3/8"	1/4" / 1/2"

See compatibility of controllers in the range 1x1

Cassettes 600x600 & 840x840

KID-06 S
Standard





Model		KCI-20 DMR15	KCI-26 DR15	KCI-35 DR15	KCI-52 DR15	KCIS-71 DR14
Cooling capacity rated	kW	2.05	2.63	3.52	5.28	7.03
Heating capacity rated	kW	2.64	2.93	3.81	5.57	7.62
Communication wiring	mm^2	(3+T)x2,5	(3+T)x2,5	(3+T)x2,5	(3+T)x2,5	(3+T)x2,5
Width / Height / Depth	mm	570 / 245 / 570	570 / 245 / 570	570 / 245 / 570	570 / 245 / 570	830 / 205 / 830
Net weight	kg	16.1	16.1	16.1	16.2	21.6
Air flow low / medium / high	m^3/h	330 / 520 / 620	330 / 520 / 620	330 / 520 / 620	300 / 540 / 660	1000 / 1140 / 1300
Sound pressure	dB(A)	/ 31.5 / 38.5/ 42	/ 31.5 / 38.5/ 42	/ 31.5 / 38.5/ 42	/ 31.5 / 41/ 44	/ 39.5 / 42.5/ 45.5
Sound power level	dB(A)	55	55	55	59	57
Panel; Model		KPA-03B 600x600	KPA-03B 600x600	KPA-03B 600x600	KPA-03B 600x600	LCAC KPA4-04B 840x840
Panel; Width / Height / Depth	mm	620 / 50 / 620	620 / 50 / 620	620 / 50 / 620	620 / 50 / 620	950 / 55 / 950
Panel; Net weight	kg	2.5	2.5	2.7	2.7	6
Liquid / Gas pipe diameter	inch	1/4" / 3/8"	1/4" / 3/8"	1/4" / 3/8"	1/4" / 1/2"	3/8" / 5/8"

Ducts

KCT-04.1 SPSWF
Standard





Model		KPD-20 DR15	KPD-26 DR15	KPD-35 DR15	KPD-52 DR15	KPD-71 DR15
Cooling capacity rated	kW	2.05	2.64	3.52	5.28	7.09
Heating capacity rated	kW	2.64	2.93	3.81	6.01	8.0
Communication wiring	mm^2	(3+T)x2,5	(3+T)x2,5	(3+T)x2,5	(3+T)x2,5	(3+T)x2,5
Width / Height / Depth	mm	700 / 200 / 506	700 / 200 / 506	700 / 200 / 506	700 / 245 / 750	1000 / 245 / 750
Net weight	kg	16.6	16.6	16.6	24.4	31.8
Air flow low / medium / high	m^3/h	450 / 540 / 620	450 / 540 / 620	470 / 570 / 660	650 / 780 / 900	700 / 1000 / 1200
Sound pressure	dB(A)	/ 31 / 33/ 35	/ 31 / 33/ 35	/ 31 / 33/ 35	/ 31 / 34/ 36.5	/ 31 / 32.5/ 33.5
Sound power level	dB(A)	52	52	52	53	56
Max. pressure available	Pa	80	80	80	160	160
Air inlet width/height	mm	599/186	599/186	599/186	892/212	1092/212
Air outlet width/height	mm	537/152	537/152	537/152	827/178	1027/178
Liquid / Gas pipe diameter	inch	1/4" / 3/8"	1/4" / 3/8"	1/4" / 3/8"	1/4" / 1/2"	3/8" / 5/8"

Multi Hybrid HR

Compatible with outdoor unit KAM4HR-80 DR8

Model		KTHR-100	KTHR-190-B
Average climate in DHW. SCOP,ACS / Load profile		2.65 / L	2.62 / L
Average climate in DHW. Standby power	W	25	50
Average climate in DHW. Reference hot water temperature	°C	52	52.5
Average climate in DHW. Volume of hot water at 40°C	l	108	240
Tank capacity	l	100	190
Communication wiring	mm^2	(3+T)x2,5	(3+T)x2,5
Width / Height / Depth	mm	500 / 1060 / 500	504 / 1660 / 574
Net weight	kg	45.5	70
Sound power level	dB(A)	22	22
Liquid / Gas pipe diameter	inch	1/4" / 3/8"	1/4" / 3/8"

For additional data check Aquatix chapter



Combined Systems

R-32

Outdoor model	Number of units	Combinations					
KAM2-42 DR8	One unit	2.6	3.5				
	Two units	2.0 + 2.0	2.0 + 2.6	2.0 + 3.5	2.6 + 2.6	2.6+3.5*	3.5+3.5*
KAM2-52 DR8	One unit	3.5	5.2				
	Two units	2.0 + 2.0	2.0 + 2.6	2.0 + 3.5	2.0 + 5.2	2.6 + 2.6	2.6 + 3.5
KAM3-52 DR8	One unit	3.5	5.2				
	Two units	2.0 + 2.0	2.0 + 2.6	2.0 + 3.5	2.0 + 5.2	2.6 + 2.6	2.6 + 3.5
	Three units	2.0 + 2.0 + 2.0	2.0 + 2.0 + 2.6	2.0 + 2.0 + 3.5	2.0 + 2.6 + 2.6	2.0+2.6+3.5*	2.0+3.5+3.5*
KAM3HR-5.2 DR8	Tank 100L	One unit	2.0	2.6	3.5	5.2	
		Two units	2.0+2.0	2.0+2.6	2.0+3.5	2.6+2.6	2.6+3.5
	Tank 100L	/					
	/	One unit	3.5	5.2			
		Two units	2.0+2.0	2.0+2.6	2.0+3.5	2.0+5.2	2.6+2.6
KAM3-62 DR8	One unit	3.5	5.2	7.1			
	Two units	2.0 + 2.0	2.0 + 2.6	2.0 + 3.5	2.0 + 5.2	2.6 + 2.6	2.6 + 3.5
	Three units	2.0+2.0+2.0	2.0+2.0+2.6	2.0+2.0+3.5	2.0+2.6+2.6	2.0+2.6+3.5	2.0+3.5+3.5*
KAM3-78 DR8	One unit	5.2	7.1				
	Two units	2.0+2.0	2.0+2.6	2.0+3.5	2.0+5.2	2.6+2.6	2.6+3.5
	Three units	2.0+2.0+2.0	2.0+2.0+2.6	2.0+2.0+3.5	2.0+2.0+5.2	2.0+2.6+2.6	2.0+2.6+3.5
		3.5+3.5+3.5	3.5+3.5+5.2*				
KAM4HR-80 DR9	Tank 190/100L	One unit	2.0	2.6	3.5	5.2	7.1
		Two units	2.0+2.0	2.0+2.6	2.0+3.5	2.0+5.2	2.0+7.1
		Three units	2.0+2.0+2.0	2.0+2.0+2.6	2.0+2.0+3.5	2.0+2.0+5.2	2.0+2.6+2.6
			2.6+3.5+5.2				
	Tank 190/100L	/					
	/	One unit	5.2	7.1			
		Two units	2.0+2.0	2.0+2.6	2.0+3.5	2.0+5.2	2.0+7.1
		Three units	2.0+2.0+2.0	2.0+2.0+2.6	2.0+2.0+3.5	2.0+2.0+5.2	2.0+2.6+2.6
			2.6+3.5+5.2	3.5+3.5+3.5			
KAM4-80 DR7	One unit	/					
	Two units	2.0+2.0	2.0+2.6	2.0+3.5	2.0+5.2	2.0+7.1	2.6+2.6
	Three units	2.0+2.0+2.0	2.0+2.0+2.6	2.0+2.0+3.5	2.0+2.0+5.2	2.0+2.0+7.1	2.0+2.6+2.6
		2.6+2.6+3.5	2.6+2.6+5.2	2.6+2.6+7.1	2.6+3.5+3.5	2.6+3.5+5.2	2.6+3.5+7.1
	Four units	2.0+2.0+2.0+2.0	2.0+2.0+2.0+2.6	2.0+2.0+2.0+3.5	2.0+2.0+2.0+5.2	2.0+2.0+2.0+7.1	2.0+2.0+2.6+2.6
		2.0+2.6+3.5+5.2	2.0+3.5+3.5+3.5	2.0+3.5+3.5+5.2	2.6+2.6+2.6+2.6	2.6+2.6+2.6+3.5	2.6+2.6+2.6+5.2
KAM4-105 DR7	One unit	/					
	Two units	2.0+3.5	2.0+5.2	2.0+7.1	2.6+2.6	2.6+3.5	2.6+5.2
	Three units	2.0+2.0+2.0	2.0+2.0+2.6	2.0+2.0+3.5	2.0+2.0+5.2	2.0+2.0+7.1	2.0+2.6+2.6
		2.6+2.6+3.5	2.6+2.6+5.2	2.6+2.6+7.1	2.6+3.5+3.5	2.6+3.5+5.2	2.6+3.5+7.1
	Four units	2.0+2.0+2.0+2.0	2.0+2.0+2.0+2.6	2.0+2.0+2.0+3.5	2.0+2.0+2.0+5.2	2.0+2.0+2.0+7.1	2.0+2.0+2.6+2.6
		2.0+2.6+3.5+3.5	2.0+2.6+3.5+5.2	2.0+3.5+3.5+3.5	2.0+3.5+3.5+5.2*	2.6+2.6+2.6+2.6	2.6+2.6+2.6+3.5
KAM5-120 DR8	One unit	/					
	Two units	2.0+5.2	2.0+7.1	2.6+3.5	2.6+5.2	2.6+7.1	3.5+3.5
	Three units	2.0+2.0+2.0	2.0+2.0+2.6	2.0+2.0+3.5	2.0+2.0+5.2	2.0+2.0+7.1	2.0+2.6+2.6
		2.6+2.6+2.6	2.6+2.6+3.5	2.6+2.6+5.2	2.6+2.6+7.1	2.6+3.5+3.5	2.6+3.5+5.2
	Four units	2.0+2.0+2.0+2.0	2.0+2.0+2.0+2.6	2.0+2.0+2.0+3.5	2.0+2.0+2.0+5.2	2.0+2.0+2.0+7.1	2.0+2.0+2.6+2.6
		2.0+2.6+2.6+5.2	2.0+2.6+2.6+7.1	2.0+2.6+3.5+3.5	2.0+2.6+3.5+5.2	2.0+2.6+3.5+7.1	2.0+3.5+3.5+3.5
		2.6+2.6+3.5+7.1	2.6+3.5+3.5+3.5	2.6+3.5+3.5+5.2	2.6+3.5+3.5+7.1	3.5+3.5+3.5+3.5	3.5+3.5+3.5+5.2
	Five units	2.0+2.0+2.0+2.0+2.0	2.0+2.0+2.0+2.0+2.6	2.0+2.0+2.0+2.0+3.5	2.0+2.0+2.0+2.0+5.2	2.0+2.0+2.0+2.0+7.1	2.0+2.0+2.0+2.6+2.6
		2.0+2.0+2.6+2.6+5.2	2.0+2.0+2.6+2.6+7.1	2.0+2.0+2.6+3.5+3.5	2.0+2.0+2.6+3.5+5.2	2.0+2.0+2.6+3.5+7.1	2.0+2.0+3.5+3.5+3.5
		2.0+2.6+2.6+3.5+7.1	2.0+2.6+3.5+3.5+3.5	2.0+2.6+3.5+3.5+5.2	2.0+2.6+3.5+3.5+7.1	2.0+3.5+3.5+3.5+3.5	2.0+3.5+3.5+3.5+5.2
		2.6+2.6+3.5+3.5+5.2	2.6+2.6+3.5+3.5+7.1	2.6+3.5+3.5+3.5+3.5	2.6+3.5+3.5+3.5+5.2	3.5+3.5+3.5+3.5+3.5	3.5+3.5+3.5+3.5+5.2

* Combination NOT available with cassettes, double flow consoles or A7 ducts.

FOR MORE INFORMATION ABOUT THE PERFORMANCE AND CAPACITIES OF THE COMBINATIONS SCAN THE FOLLOWING QR-CODE

R-32

Combinations							
2.6 + 5.2	3.5 + 3.5	3.5 + 5.2					
2.6 + 5.2	3.5 + 3.5	3.5 + 5.2					
2.6+2.6+2.6	2.6+2.6+3.5*	2.6+3.5+3.5*	3.5+3.5+3.5*				
3.5+3.5							
2.6+3.5	2.6+5.2	3.5+3.5	3.5+5.2				
2.6 + 5.2	3.5 + 3.5	3.5 + 5.2					
2.6+2.6+2.6	2.6+2.6+3.5*	2.6+3.5+3.5*	3.5+3.5+3.5*				
2.6+5.2	3.5+3.5	3.5+5.2	5.2+5.2*				
2.0+2.6+5.2	2.0+3.5+3.5	2.0+3.5+5.2	2.6+2.6+2.6	2.6+2.6+3.5	2.6+2.6+5.2	2.6+3.5+3.5	2.6+3.5+5.2*
2.6+2.6	2.6+3.5	2.6+5.2	3.5+3.5	3.5+5.2			
2.0+2.6+3.5	2.0+2.6+5.2	2.0+3.5+3.5	2.0+3.5+5.2	2.6+2.6+2.6	2.6+2.6+3.5	2.6+2.6+5.2	2.6+3.5+3.5
3.5+3.5+3.5							
2.6+2.6	2.6+3.5	2.6+5.2	3.5+3.5	3.5+5.2	5.2+5.2*		
2.0+2.6+3.5	2.0+2.6+5.2	2.0+3.5+3.5	2.0+3.5+5.2	2.6+2.6+2.6	2.6+2.6+3.5	2.6+2.6+5.2	2.6+3.5+3.5
3.5+3.5+5.2*							
2.6+3.5	2.6+5.2	2.6+7.1	3.5+3.5	3.5+5.2	3.5+7.1	5.2+5.2*	5.2+7.1*
2.0+2.6+3.5	2.0+2.6+5.2	2.0+2.6+7.1	2.0+3.5+3.5	2.0+3.5+5.2	2.0+3.5+7.1	2.0+5.2+5.2*	2.6+2.6+2.6
2.6+5.2+5.2*	3.5+3.5+3.5	3.5+3.5+5.2	3.5+5.2+5.2*				
2.0+2.0+2.6+3.5	2.0+2.0+2.6+5.2	2.0+2.0+3.5+3.5	2.0+2.0+3.5+5.2	2.0+2.6+2.6+2.6	2.0+2.6+2.6+3.5	2.0+2.6+2.6+5.2	2.0+2.6+3.5+3.5
2.6+2.6+3.5+3.5	2.6+2.6+3.5+5.2	2.6+3.5+3.5+3.5*	3.5+3.5+3.5+3.5*				
2.6+7.1	3.5+3.5	3.5+5.2	3.5+7.1	5.2+5.2*	5.2+7.1*		
2.0+2.6+3.5	2.0+2.6+5.2	2.0+2.6+7.1	2.0+3.5+3.5	2.0+3.5+5.2	2.0+3.5+7.1	2.0+5.2+5.2*	2.6+2.6+2.6
2.6+5.2+5.2*	3.5+3.5+3.5	3.5+3.5+5.2	3.5+3.5+7.1	3.5+5.2+5.2*			
2.0+2.0+2.6+3.5	2.0+2.0+2.6+5.2	2.0+2.0+2.6+7.1	2.0+2.0+3.5+3.5	2.0+2.0+3.5+5.2	2.0+2.6+2.6+2.6	2.0+2.6+2.6+3.5	2.0+2.6+2.6+5.2
2.6+2.6+2.6+5.2	2.6+2.6+3.5+3.5	2.6+2.6+3.5+5.2	2.6+3.5+3.5+3.5	2.6+3.5+3.5+5.2*	3.5+3.5+3.5+3.5	3.5+3.5+3.5+5.2*	
3.5+5.2	3.5+7.1	5.2+5.2*	5.2+7.1*				
2.0+2.6+3.5	2.0+2.6+5.2	2.0+2.6+7.1	2.0+3.5+3.5	2.0+3.5+5.2	2.0+3.5+7.1	2.0+5.2+5.2*	2.0+5.2+7.1*
2.6+3.5+7.1	2.6+5.2+5.2*	2.6+5.2+7.1*	3.5+3.5+3.5	3.5+3.5+5.2	3.5+3.5+7.1	3.5+5.2+5.2*	3.5+5.2+7.1*
2.0+2.0+2.6+3.5	2.0+2.0+2.6+5.2	2.0+2.0+2.6+7.1	2.0+2.0+3.5+3.5	2.0+2.0+3.5+5.2	2.0+2.0+3.5+7.1	2.0+2.6+2.6+2.6	2.0+2.6+2.6+3.5
2.0+3.5+3.5+5.2	2.0+3.5+3.5+7.1	2.6+2.6+2.6+2.6	2.6+2.6+2.6+3.5	2.6+2.6+2.6+5.2	2.6+2.6+2.6+7.1	2.6+2.6+3.5+3.5	2.6+2.6+3.5+5.2
3.5+3.5+3.5+7.1							
2.0+2.0+2.0+2.6+3.5	2.0+2.0+2.0+2.6+5.2	2.0+2.0+2.0+2.6+7.1	2.0+2.0+2.0+3.5+3.5	2.0+2.0+2.0+3.5+5.2	2.0+2.0+2.0+3.5+7.1	2.0+2.0+2.6+2.6+2.6	2.0+2.0+2.6+2.6+3.5
2.0+2.0+3.5+3.5+5.2	2.0+2.0+3.5+3.5+7.1	2.0+2.6+2.6+2.6+2.6	2.0+2.6+2.6+2.6+3.5	2.0+2.6+2.6+2.6+5.2	2.0+2.6+2.6+2.6+7.1	2.0+2.6+2.6+3.5+3.5	2.0+2.6+2.6+3.5+5.2
2.6+2.6+2.6+2.6+2.6	2.6+2.6+2.6+2.6+3.5	2.6+2.6+2.6+2.6+5.2	2.6+2.6+2.6+2.6+7.1	2.6+2.6+2.6+3.5+3.5	2.6+2.6+2.6+3.5+5.2	2.6+2.6+2.6+3.5+7.1	2.6+2.6+3.5+3.5+3.5

Compatible controls and accessories

- ✔ Included as standard
- ● Recommended
- ○ Optional
- ⊗ Not supported

For more information see Controllers section.





		Casual	Silver
Wireless controller		 ✔ KID-05.3 S	 ✔ KID-07 S
Wired controller		⊗	 ○ KCT-04.1 SPSWF + FRIMB-EZ/EF
WiFi		✔	✔
BMS[1]	Modbus 	⊗	○ FRI-BMS + FRIMB-EZ/EF ○ K01 MODBUS + FRIMB-EZ/EF
	Bacnet 	⊗	○ FRI-BMS + FRIMB-EZ/EF ○ K05 BACNET 1 + FRIMB-EZ/E
	KNX 	⊗	○ FRI-BMS + FRIMB-EZ/EF ○ K01-KNX 1 + FRIMB-EZ/EF
Centralised control [1]	Touch Centralised Control 	⊗	○ KCCT-64 IPS (A) + FRIMB-EZ/EF ○ KCCT-384B IPS (B) + FRIMB-EZ/EF
	Web Centralised Control 	⊗	○ KCC-64 WEB + FRIMB-EZ/EF

(1) All SUITE/ZEN indoor units incorporate V4+ protocol

* Combination of different protocols is not supported.

	Prodigy PRO	Prodigy PRO LT	Onnix 2.0	Double Flow Console
				
	 ✓ KID-06 S	 ✓ KID-06 S	 ✓ KID-05.4 S	 ✓ KID-05 S
	 ○ KCT-04.1 SPSWF + FRIMB-AEPRO	 ○ KCT-04.1 SPSWF + FRIMB-AEPRO	⊗	 ○ KCT-04.1 SPSWF + FRIMB-FA2
	✓	✓	✓	✓
	○ FRI-BMS + FRIMB-AEPRO ○ K01 MODBUS + FRIMB-AEPRO	○ FRI-BMS + FRIMB-AEPRO ○ K01 MODBUS + FRIMB-AEPRO	⊗	○ FRI-BMS + FRIMB-FA2 ○ K01 MODBUS + FRIMB-FA2
	○ FRI-BMS + FRIMB-AEPRO ○ K05 BACNET 1 + KMB-01	○ FRI-BMS + FRIMB-AEPRO ○ K05 BACNET 1 + KMB-01	⊗	○ FRI-BMS + FRIMB-FA2 ○ K05 BACNET 1 + FRIMB-FA2
	○ FRI-BMS + FRIMB-AEPRO	○ FRI-BMS + FRIMB-AEPRO	⊗	○ FRI-BMS + FRIMB-FA2
	○ KCCT-64 IPS (A) + FRIMB-AEPRO ○ KCCT-384B IPS (B) + FRIMB-AEPRO	○ KCCT-64 IPS (A) + FRIMB-AEPRO ○ KCCT-384B IPS (B) + FRIMB-AEPRO	⊗	○ KCCT-64 IPS (A) + FRIMB-FA2 ○ KCCT-384B IPS (B) + KMB-01
	○ KCC-64 WEB + FRIMB-AEPRO	○ KCC-64 WEB + FRIMB-AEPRO	⊗	○ KCC-64 WEB + FRIMB-FA2

References | Key Installations

The **Suite Residential Range** is present in the most common places. From apartments to hospitals, schools and universities, the comfort and technology of this range provides the well-being that all homes need.





1. **Shamrock Rovers Football Club** *(Sport facility)*: Dublin (Ireland), AKAY-P-71DR10 System serving Comms Room
2. **Villa Bahia Principe** *(Residential)*: Dominican Republic, Multisystem Suite, 34 kW







3. **Viseu** *(Residential)*: Viseu (Portugal), 1x1 and Multisystem suite, 216 kW
4. **Escuela Maria Maroto** *(School)*: Murcia (Spain), Multisystem Suite
5. **Sangulí Salou** *(Camping Resort)*: Cambrils (Tarragona, Spain), Suite 1X1





Heat Pumps Range

Aquatix

Aquantia KHPIS-BI PRO	**64**
Aquantia KHPMS-BI PRO	**70**
Aquantia EVO	**72**
Aquantia EVO Wall	**74**
Aquantia KHPS-MO	**76**
Aquantia KHPS-MO PRO HP	**79**
Aquantia KHP-MO HT	**80**
Polar	**84**
Aquantia KHP-MO PLUS HT	**86**
Aquantia KHP-MO HT HP	**88**
Wall Hung Compak	**90**
Floor Standing Compak	**92**
Compak	**94**
Tanks for Domestic Hot Water	**96**
Other complements for Aquantia range	**97**
Swimming pool HP KSWP	**100**
References	**102**

Aquantia PRO | Main features



Kaysun presents its Air-Water systems, which by means of a heat pump perfectly cover the demands of air conditioning, heating and domestic hot water in your home. These highly energy efficient systems are well known for their ability to drastically reduce domestic electrical consumption. Only Kaysun can combine the latest technology and innovation to create Kaysun Aquantia, the system that provides your home with maximum comfort and energy performance throughout the year.



SMART, FLEXIBLE SYSTEM

The system self-regulates based on changes in outdoor temperature and the energy requirements of the installation or home in order to provide the optimum results at all times. ottimali.

SMART GRID READY

All the equipment in the Aquantia PRO range are equipped with the Smart Grid protocol as standard, with the aim of achieving the best compromise between comfort and savings on bills.

HP KEYMARK CERTIFICATION

The Aquantia PRO and Compak range solutions have HP Keymark certification. All technical specifications are certified to meet the most rigorous standards.

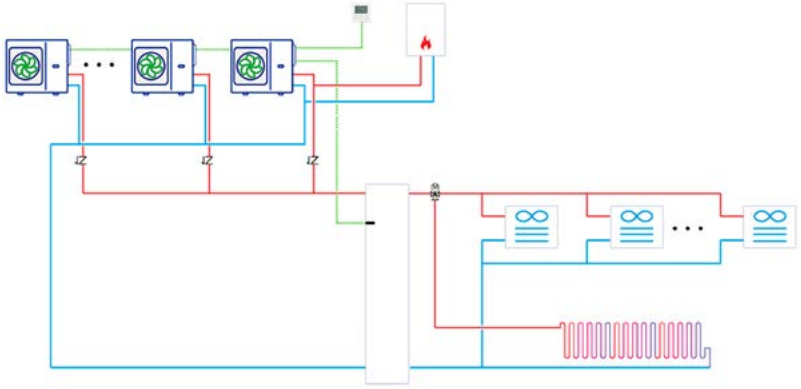

CASCADE

For the whole range of monoblock units, it is possible to carry out a cascade installation of up to 6 units. This installation does not require any additional electronics since the management will be carried out by the units themselves.



PV INTEGRATION

The entire Kaysun range is prepared for integration with photovoltaic energy production systems, thus achieving greater energy efficiency.



INTEGRATED WIFI

Kaysun air-to-water heat pump systems all include integrated WiFi control as standard, allowing control via the App. It can also be integrated with voice control systems via Alexa and Google Home.

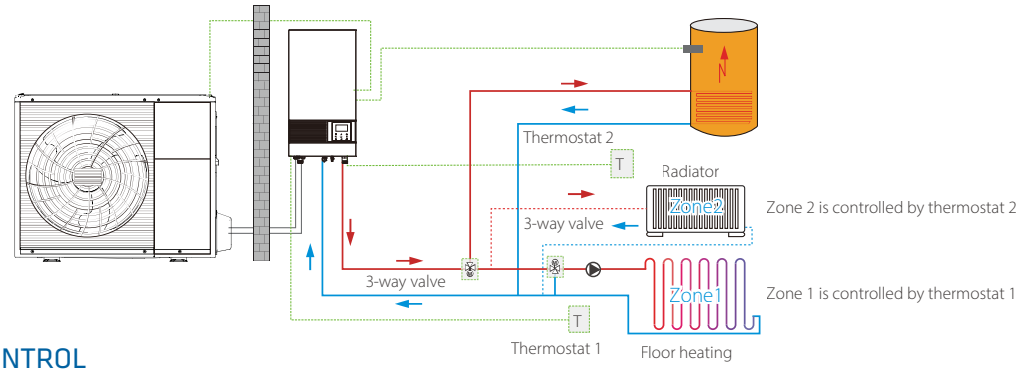

2 ZONE CONTROL

Kaysun's all-in-one air-to-water heat pumps are prepared as standard to manage 2 secondary pumps and a mixer, to control 2 zones for both heating and cooling.

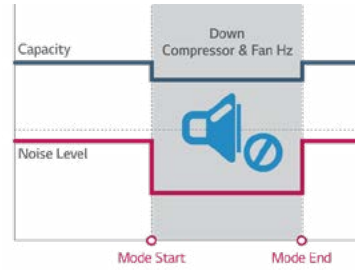

SILENT UNITS

The compact design and good insulation make the units very quiet. In addition, you can select silent mode or super silent mode for even greater comfort.



HEAT PUMP WATER HEATER

The Compak range allows you to benefit from the advantages of air-to-water heat pump technology for DHW production. This feature makes them the ideal option for replacing electric water heaters.

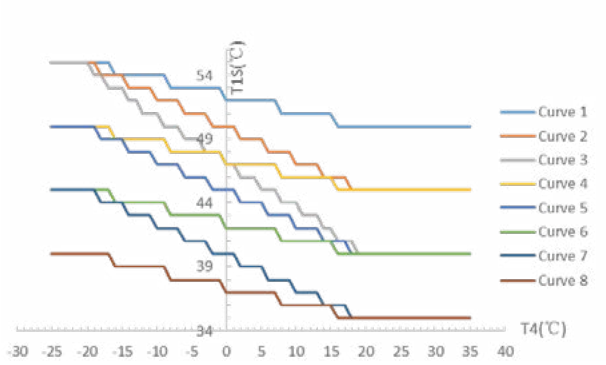

CLIMATIC CURVES

The climatic curves allow you to configure the variation of the leaving water temperature according to the outside temperature. There are up to 32 fixed curves as standard and a customizable option to adapt to any installation.



HYBRID SYSTEMS

Hybrid systems allow air-to-air and air-to-water technology to be combined to obtain high performance. The Multi Hybrid HR system combines multi-system units with a tank for DHW production. The Mini Amazon Hybrid system allows air conditioning through VRF indoor units and the combination with a hydraulic module that integrates DHW and an outlet for heating through water.



EXTREME TEMPERATURES

The units are designed to continue to provide excellent performance even in extremely cold temperatures. With a big working range, they can maintain 75°C even with outside temperatures of -10°C.

*See specific details per product

R-290 PROPANE

R-290 refrigerant reduces the environmental impact with a GWP of 3, ensuring compliance with FGas regulations in the coming years. In addition, this gas has excellent thermodynamic properties.

SILENT UNITS

The units are designed to reduce noise levels to a minimum while maintaining the best performance, thus improving user comfort.

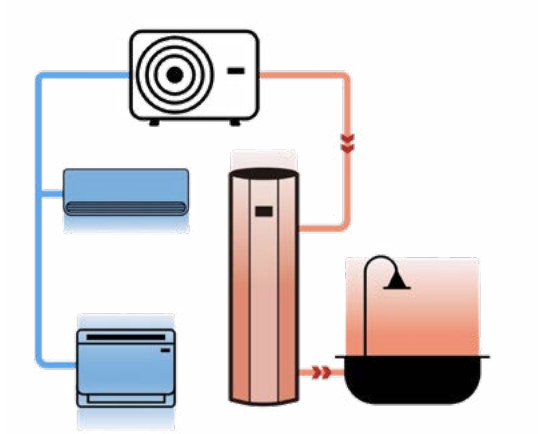



HEAT RECOVERY

The Multi Hybrid HR system has heat recovery technology. This allows for the simultaneous production of cold and DHW, by using the heat extracted during cold production to produce DHW free of charge.

ADVANCED CONTROL

The new control of the R290 air-to-water heat pump series with improved design integrates perfectly into houses and apartments. The control is touch-sensitive and the high-resolution color screen results in a better user experience for the customer.

HIGH TEMPERATURE

The new range developed with R-290 allows us to reach high leaving water temperatures, which expands the installation possibilities of these products.

	KHP-M0 HT	Polar	KHP-M0 HT HP
Leaving water temperature	75°C	80°C	85°C

Aquantia KHPIS-BI PRO





The KHPIS-BI PRO set is the integrated multi-tasking solution of the Kaysun range that provides thermal comfort in domestic environments where lack of space can be a problem and it is necessary to integrate the installation into the home design. The included wired control allows the user to enjoy a pleasant, intuitive experience capable of meeting all types of zoning needs.

Characteristics

- Full DC Inverter technology, with both the compressor and fans using inverter technology for maximum efficiency.
- Compact dimensions of 600x600 for easy integration into bathroom cabinets, kitchens, storage rooms, etc.
- Equipped with built-in WiFi connectivity for control via the NetHome Plus app.
- Integrated management of the necessary components for two hydraulic zones, without the need for additional modules.
- Certified by Keymark.
- Integrated stainless steel tank for enhanced durability.
- Supply temperature of up to 65°C.





Set model		KHPIS-BI 4 PRO L	KHPIS-BI 4 PRO XL	KHPIS-BI 6 PRO L
› Set				
Heating capacity / COP (A+7°C / W+35°C)	kW	4.25 / 5.20	4.25 / 5.20	6.20 / 5.00
Consumption (A+7 °C / W+35 °C)	W	817	817	1240
Heating capacity / COP (A+7°C / W+55°C)	kW	4.40 / 2.95	4.40 / 2.95	6.00 / 3.00
Consumption (A+7 °C / W+55 °C)	W	1492	1492	2000
Heating capacity / COP (A-7°C / W+35°C)	kW	4.70 / 3.10	4.70 / 3.10	6.00 / 3.00
Consumption (A-7 °C / W+35 °C)	W	1516	1516	2000
Heating capacity / COP (A-7°C / W+55°C)	kW	4.00 / 1.95	4.00 / 1.95	5.15 / 2.00
Consumption (A-7 °C / W+55 °C)	W	2051	2051	2575
Cooling capacity / EER (A+35°C / W+18°C)	kW	4.50 / 5.55	4.50 / 5.55	6.55 / 4.90
Consumption (A+35 °C / W+18 °C)	W	811	811	1337
Cooling capacity / EER (A+35°C / W+7°C)	kW	4.70 / 3.45	4.70 / 3.45	7.00 / 3.00
Consumption (A+35 °C / W+7 °C)	W	1362	1362	2333
Average heating climate (W+35°C / W+55°C). Energy class		A+++ / A++	A+++ / A++	A+++ / A++
Average heating climate (W+35°C / W+55°C). η,s	%	191 / 130	191 / 130	195 / 138
Average heating climate (W+35°C / W+55°C). SCOP		4.85 / 3.31	4.85 / 3.31	4.95 / 3.52
Warm heating climate (W+35°C / W+55°C). η,s	%	254 / 162	254 / 162	258 / 165
Warm heating climate (W+35°C / W+55°C). SCOP		6.52 / 4.14	6.52 / 4.14	6.63 / 4.19
Cold heating climate (W+35°C / W+55°C). η,s	%	159 / 102	159 / 102	165 / 111
Cold heating climate (W+35°C / W+55°C). SCOP		4.06 / 2.63	4.06 / 2.63	4.21 / 2.85
Chilling efficiency (W+7°C / W+18°C). Keymark certification. η,s,c	%	197 / 308	197 / 308	211 / 325
Chilling efficiency (W+7°C / W+18°C). Keymark certification. SEER		4.99 / 7.77	4.99 / 7.77	5.34 / 8.21
Average climate in DHW. Keymark certification. Energy class / Thread		A+ / L	A+ / XL	A+ / L
Average climate in DHW. Keymark certification. SCOP,ACS		3.10	3.34	3.10
Average climate in DHW. Keymark certification. η,ACS	%	127	136	127
› Indoor unit		**KHPI-BI-10VR2L**	**KHPI-BI-10VR2XL**	**KHPI-BI-10VR2L**
Width / Height / Depth	mm	600 / 1683 / 600	600 / 1943 / 600	600 / 1683 / 600
Net weight	kg	139	155	139
Tank capacity	l	190	240	190
Power supply	V/ph/Hz	220-240 / 1 / 50	220-240 / 1 / 50	220-240 / 1 / 50
Max. intensity	A	14.3	14.3	14.3
Circuit breaker		C16	C16	C16
Sound pressure rated	dB(A)	22	22	24
Sound power	dB(A)	38	38	38
Minimum water volume	l	40	40	40
Nominal flow rate	m^3/h	0.7	0.7	0.95
Backup electrical resistor	kW	3	3	3
Maximum pump pressure available	mH_2O	8.5	8.5	8.5
Expansion vessel	l	8	8	8
Water pipe connections	inch	1" / 3/4"	1" / 3/4"	1" / 3/4"
Water outlet temperature; DHW min. / max.	°C	30 / 65	30 / 65	30 / 65
Water outlet temperature; Heating min. / max.	°C	25 / 65	25 / 65	25 / 65
Water outlet temperature; Cooling min. / max.	°C	5 / 25	5 / 25	5 / 25
› Outdoor unit		**KHP-BI 4 DVR2**	**KHP-BI 4 DVR2**	**KHP-BI 6 DVR2**
Width / Height / Depth	mm	1008 / 712 / 426	1008 / 712 / 426	1008 / 712 / 426
Net weight	kg	58	58	58
Power supply	V/ph/Hz	220-240 / 1 / 50	220-240 / 1 / 50	220-240 / 1 / 50
Max. intensity	A	18	18	18
Circuit breaker	A	D20	D20	D20
Communication wiring	mm^2	3x1	3x1	3x1
Sound pressure	dB(A)	44	44	45
Sound power	dB(A)	56	56	58
Type of refrigerant		R-32	R-32	R-32
GWP		675	675	675
Refrigerant charge	kg	1.5	1.5	1.5
t CO_2eq	tCO_2	1.0	1.0	1.0
Meters of pre-charge, outdoor unit	m	15	15	15
Additional refrigerant charge, outdoor unit	kg/m	0.012	0.012	0.012
Max. total distance	m	50	50	50
Max. vertical distance	m	30	30	30
Liquid pipe	inch	1/4"	1/4"	1/4"
Gas pipe	inch	5/8"	5/8"	5/8"
› Working range				
Outdoor ambient temperature for DHW min. / max.	°C	-25 / 43	-25 / 43	-25 / 43
Outdoor ambient temperature for heating min. / max.	°C	-25 / 35	-25 / 35	-25 / 35
Outdoor ambient temperature for cooling min. / max.	°C	-5 / 43	-5 / 43	-5 / 43

Supplementary charge: The initial charging is valid for the first 15 m (liquid line). For greater distances, a supplementary charge of 0.020 kg/m is required per each additional metre for models 4/6, and 0.038 kg/m per each additional metre for models 8/10/12/14/16.
(*): The power supply for indoor units is single-phase 220-240 V/1/50 Hz.
Until stock is depleted.

Aquantia KHPIS-BI PRO

Set model		KHPIS-BI 6 PRO XL	KHPIS-BI 8 PRO L	KHPIS-BI 8 PRO XL
› Set				
Heating capacity / COP (A+7°C / W+35°C)	kW	6.20 / 5.00	8.3 / 5.2	8.3 / 5.2
Consumption (A+7 °C / W+35 °C)	W	1240	1596	1596
Heating capacity / COP (A+7°C / W+55°C)	kW	6.00 / 3.00	7.5 / 3.18	7.5 / 3.18
Consumption (A+7 °C / W+55 °C)	W	2000	2358	2358
Heating capacity / COP (A-7°C / W+35°C)	kW	6.00 / 3.00	7.00 / 3.20	7.00 / 3.20
Consumption (A-7 °C / W+35 °C)	W	2000	2188	2188
Heating capacity / COP (A-7°C / W+55°C)	kW	5.15 / 2.00	6.15 / 2.05	6.15 / 2.05
Consumption (A-7 °C / W+55 °C)	W	2575	3000	3000
Cooling capacity / EER (A+35°C / W+18°C)	kW	6.55 / 4.90	8.4 / 5.05	8.4 / 5.05
Consumption (A+35 °C / W+18 °C)	W	1337	1663	1663
Cooling capacity / EER (A+35°C / W+7°C)	kW	7.00 / 3.00	7.4 / 3.38	7.4 / 3.38
Consumption (A+35 °C / W+7 °C)	W	2333	2189	2189
Average heating climate (W+35°C / W+55°C). Energy class		A+++ / A++	A+++ / A++	A+++ / A++
Average heating climate (W+35°C / W+55°C). η,s	%	195 / 138	205 / 132	205 / 132
Average heating climate (W+35°C / W+55°C). SCOP		4.95 / 3.52	5.21 / 3.36	5.21 / 3.36
Warm heating climate (W+35°C / W+55°C). η,s	%	258 / 165	273 / 176	273 / 176
Warm heating climate (W+35°C / W+55°C). SCOP		6.63 / 4.19	6.99 / 4.47	6.99 / 4.47
Cold heating climate (W+35°C / W+55°C). η,s	%	165 / 111	170 / 112	170 / 112
Cold heating climate (W+35°C / W+55°C). SCOP		4.21 / 2.85	4.32 / 2.88	4.32 / 2.88
Chilling efficiency (W+7°C / W+18°C). Keymark certification. η,s,c	%	211 / 325	230 / 355	230 / 355
Chilling efficiency (W+7°C / W+18°C). Keymark certification. SEER		5.34 / 8.21	5.83 / 8.95	5.83 / 8.95
Average climate in DHW. Keymark certification. Energy class / Thread		A+ / XL	A+ / L	A+ / XL
Average climate in DHW. Keymark certification. SCOP,ACS		3.34	3.02	3.36
Average climate in DHW. Keymark certification. η,ACS	%	136	125	137
› Indoor unit		**KHPI-BI-10VR2XL**	**KHPI-BI-10VR2L**	**KHPI-BI-10VR2XL**
Width / Height / Depth	mm	600 / 1943 / 600	600 / 1683 / 600	600 / 1943 / 600
Net weight	kg	155	139	155
Tank capacity	l	240	190	240
Power supply	V/ph/Hz	220-240 / 1 / 50	220-240 / 1 / 50	220-240 / 1 / 50
Max. intensity	A	14.3	14.3	14.3
Circuit breaker		C16	C16	C16
Sound pressure rated	dB(A)	24	22	22
Sound power	dB(A)	38	40	40
Minimum water volume	l	40	40	40
Nominal flow rate	m^3/h	0.95	1.40	1.40
Backup electrical resistor	kW	3	3	3
Maximum pump pressure available	mH_2O	8.5	8.5	8.5
Expansion vessel	l	8	8	8
Water pipe connections	inch	1" / 3/4"	1" / 3/4"	1" / 3/4"
Water outlet temperature; DHW min. / max.	°C	30 / 65	30 / 65	30 / 65
Water outlet temperature; Heating min. / max.	°C	25 / 65	25 / 65	25 / 65
Water outlet temperature; Cooling min. / max.	°C	5 / 25	5 / 25	5 / 25
› Outdoor unit		**KHP-BI 6 DVR2**	**KHP-BI 8 DVR2**	**KHP-BI 8 DVR2**
Width / Height / Depth	mm	1008 / 712 / 426	1118 / 865 / 523	1118 / 865 / 523
Net weight	kg	58	77	77
Power supply	V/ph/Hz	220-240 / 1 / 50	220-240 / 1 / 50	220-240 / 1 / 50
Max. intensity	A	18	19	19
Circuit breaker	A	D20	D20	D20
Communication wiring	mm^2	3x1	3x1	3x1
Sound pressure	dB(A)	45	46	46
Sound power	dB(A)	58	59	59
Type of refrigerant		R-32	R-32	R-32
GWP		675	675	675
Refrigerant charge	kg	1.5	1.65	1.65
t CO_2eq	tCO_2	1.0	1.1	1.1
Meters of pre-charge, outdoor unit	m	15	15	15
Additional refrigerant charge, outdoor unit	kg/m	0.012	0.038	0.038
Max. total distance	m	50	50	50
Max. vertical distance	m	30	30	30
Liquid pipe	inch	1/4"	3/8"	3/8"
Gas pipe	inch	5/8"	5/8"	5/8"
› Working range				
Outdoor ambient temperature for DHW min. / max.	°C	-25 / 43	-25 / 43	-25 / 43
Outdoor ambient temperature for heating min. / max.	°C	-25 / 35	-25 / 35	-25 / 35
Outdoor ambient temperature for cooling min. / max.	°C	-5 / 43	-5 / 43	-5 / 43

Supplementary charge: The initial charging is valid for the first 15 m (liquid line). For greater distances, a supplementary charge of 0.020 kg/m is required per each additional metre for models 4/6, and 0.038 kg/m per each additional metre for models 8/10/12/14/16.
(*): The power supply for indoor units is single-phase 220-240 V/1/50 Hz.
Until stock is depleted.



Set model		KHPIS-BI 10 PRO L	KHPIS-BI 10 PRO XL	KHPIS-BI 12 PRO XL
› Set				
Heating capacity / COP (A+7°C / W+35°C)	kW	10 / 5	10 / 5	12.10 / 4.95
Consumption (A+7 °C / W+35 °C)	W	2000	2000	2444
Heating capacity / COP (A+7°C / W+55°C)	kW	9.5 / 3.1	9.5 / 3.1	12.00 / 3.1
Consumption (A+7 °C / W+55 °C)	W	3065	3065	3871
Heating capacity / COP (A-7°C / W+35°C)	kW	8.00 / 3.05	8.00 / 3.05	10.00 / 3.00
Consumption (A-7 °C / W+35 °C)	W	2623	2623	3333
Heating capacity / COP (A-7°C / W+55°C)	kW	6.85 / 2.00	6.85 / 2.00	9.80 / 2.05
Consumption (A-7 °C / W+55 °C)	W	3425	3425	4780
Cooling capacity / EER (A+35°C / W+18°C)	kW	10 / 4.80	10 / 4.80	12.00 / 4.00
Consumption (A+35 °C / W+18 °C)	W	2083	2083	3000
Cooling capacity / EER (A+35°C / W+7°C)	kW	8.2 / 3.3	8.2 / 3.3	11.60 / 2.75
Consumption (A+35 °C / W+7 °C)	W	2485	2485	4218
Average heating climate (W+35°C / W+55°C). Energy class		A+++ / A++	A+++ / A++	A+++ / A++
Average heating climate (W+35°C / W+55°C). η,s	%	205 / 137	205 / 137	189 / 135
Average heating climate (W+35°C / W+55°C). SCOP		5.19 / 3.49	5.19 / 3.49	4.81 / 3.45
Warm heating climate (W+35°C / W+55°C). η,s	%	279 / 180	279 / 180	256 / 174
Warm heating climate (W+35°C / W+55°C). SCOP		7.12 / 4.58	7.12 / 4.58	6.53 / 4.43
Cold heating climate (W+35°C / W+55°C). η,s	%	170 / 116	170 / 116	160 / 118
Cold heating climate (W+35°C / W+55°C). SCOP		4.32 / 2.99	4.32 / 2.99	4.08 / 3.02
Chilling efficiency (W+7°C / W+18°C). Keymark certification. η,s,c	%	236 / 348	236 / 348	192 / 281
Chilling efficiency (W+7°C / W+18°C). Keymark certification. SEER		5.98 / 8.78	5.98 / 8.78	4.89 / 7.1
Average climate in DHW. Keymark certification. Energy class / Thread		A+ / L	A+ / XL	A+ / XL
Average climate in DHW. Keymark certification. SCOP,ACS		3.02	3.36	3
Average climate in DHW. Keymark certification. η,ACS	%	125	137	123
› Indoor unit		**KHPI-BI-10VR2L**	**KHPI-BI-10VR2XL**	**KHPI-BI-16VR2XL**
Width / Height / Depth	mm	600 / 1683 / 600	600 / 1943 / 600	600 / 1943 / 600
Net weight	kg	139	155	155
Tank capacity	l	190	240	240
Power supply	V/ph/Hz	220-240 / 1 / 50	220-240 / 1 / 50	220-240 / 1 / 50
Max. intensity	A	14.3	14.3	14.3
Circuit breaker		C16	C16	C16
Sound pressure rated	dB(A)	22	22	24
Sound power	dB(A)	40	40	42
Minimum water volume	l	40	40	60
Nominal flow rate	m^3/h	1.70	1.70	2.10
Backup electrical resistor	kW	3	3	3
Maximum pump pressure available	mH_2O	8.5	8.5	8.5
Expansion vessel	l	8	8	8
Water pipe connections	inch	1" / 3/4"	1" / 3/4"	1" / 3/4"
Water outlet temperature; DHW min. / max.	°C	30 / 65	30 / 65	30 / 65
Water outlet temperature; Heating min. / max.	°C	25 / 65	25 / 65	25 / 65
Water outlet temperature; Cooling min. / max.	°C	5 / 25	5 / 25	5 / 25
› Outdoor unit		**KHP-BI 10 DVR2**	**KHP-BI 10 DVR2**	**KHP-BI 12 DVR2**
Width / Height / Depth	mm	1118 / 865 / 523	1118 / 865 / 523	1118 / 865 / 523
Net weight	kg	77	77	96
Power supply	V/ph/Hz	220-240 / 1 / 50	220-240 / 1 / 50	220-240 / 1 / 50
Max. intensity	A	19	19	30
Circuit breaker	A	D20	D20	D32
Communication wiring	mm^2	3x1	3x1	3x1
Sound pressure	dB(A)	49	49	50
Sound power	dB(A)	60	60	64
Type of refrigerant		R-32	R-32	R-32
GWP		675	675	675
Refrigerant charge	kg	1.65	1.65	1.84
t CO_2eq	tCO_2	1.1	1.1	1.2
Meters of pre-charge, outdoor unit	m	15	15	15
Additional refrigerant charge, outdoor unit	kg/m	0.038	0.038	0.038
Max. total distance	m	50	50	50
Max. vertical distance	m	30	30	30
Liquid pipe	inch	3/8"	3/8"	3/8"
Gas pipe	inch	5/8"	5/8"	5/8"
› Working range				
Outdoor ambient temperature for DHW min. / max.	°C	-25 / 43	-25 / 43	-25 / 43
Outdoor ambient temperature for heating min. / max.	°C	-25 / 35	-25 / 35	-25 / 35
Outdoor ambient temperature for cooling min. / max.	°C	-5 / 43	-5 / 43	-5 / 43

Supplementary charge: The initial charging is valid for the first 15 m (liquid line). For greater distances, a supplementary charge of 0.020 kg/m is required per each additional metre for models 4/6, and 0.038 kg/m per each additional metre for models 8/10/12/14/16.
(*): The power supply for indoor units is single-phase 220-240 V/1/50 Hz.
Until stock is depleted.

Aquantia KHPIS-BI PRO

Set model		KHPIS-BI 14 PRO XL	KHPIS-BI 16 PRO XL
› Set			
Heating capacity / COP (A+7°C / W+35°C)	kW	14.50 / 4.70	16.0 / 4.5
Consumption (A+7 °C / W+35 °C)	W	3085	3556
Heating capacity / COP (A+7°C / W+55°C)	kW	13.80 / 3.00	16.0 / 2.9
Consumption (A+7 °C / W+55 °C)	W	4600	5517
Heating capacity / COP (A-7°C / W+35°C)	kW	12.00 / 2.85	13.10 / 2.70
Consumption (A-7 °C / W+35 °C)	W	4211	4852
Heating capacity / COP (A-7°C / W+55°C)	kW	11.00 / 2.05	12.50 / 2.00
Consumption (A-7 °C / W+55 °C)	W	5366	6250
Cooling capacity / EER (A+35°C / W+18°C)	kW	13.50 / 3.60	14.9 / 3.4
Consumption (A+35 °C / W+18 °C)	W	3750	4382
Cooling capacity / EER (A+35°C / W+7°C)	kW	12.70 / 2.55	14.0 / 2.45
Consumption (A+35 °C / W+7 °C)	W	4980	5714
Average heating climate (W+35°C / W+55°C). Energy class		A+++ / A++	A+++ / A++
Average heating climate (W+35°C / W+55°C). η,s	%	186 / 136	182 / 133
Average heating climate (W+35°C / W+55°C). SCOP		4.72 / 3.47	4.62 / 3.41
Warm heating climate (W+35°C / W+55°C). η,s	%	260 / 177	249 / 176
Warm heating climate (W+35°C / W+55°C). SCOP		6.63 / 4.49	6.33 / 4.48
Cold heating climate (W+35°C / W+55°C). η,s	%	160 / 119	158 / 122
Cold heating climate (W+35°C / W+55°C). SCOP		4.07 / 3.05	4.02 / 3.12
Chilling efficiency (W+7°C / W+18°C). Keymark certification. η,s,c	%	191 / 273	184 / 267
Chilling efficiency (W+7°C / W+18°C). Keymark certification. SEER		4.86 / 6.90	4.69 / 6.75
Average climate in DHW. Keymark certification. Energy class / Thread		A+ / XL	A+ / XL
Average climate in DHW. Keymark certification. SCOP,ACS		3	3
Average climate in DHW. Keymark certification. η,ACS	%	123	123
› Indoor unit		**KHPI-BI-16VR2XL**	**KHPI-BI-16VR2XL**
Width / Height / Depth	mm	600 / 1943 / 600	600 / 1943 / 600
Net weight	kg	155	155
Tank capacity	l	240	240
Power supply	V/ph/Hz	220-240 / 1 / 50	220-240 / 1 / 50
Max. intensity	A	14.3	14.3
Circuit breaker		C16	C16
Sound pressure rated	dB(A)	25	24
Sound power	dB(A)	44	44
Minimum water volume	l	60	60
Nominal flow rate	m^3/h	2.50	2.95
Backup electrical resistor	kW	3	3
Maximum pump pressure available	mH_2O	8.5	8.5
Expansion vessel	l	8	8
Water pipe connections	inch	1" / 3/4"	1" / 3/4"
Water outlet temperature; DHW min. / max.	°C	30 / 65	30 / 65
Water outlet temperature; Heating min. / max.	°C	25 / 65	25 / 65
Water outlet temperature; Cooling min. / max.	°C	5 / 25	5 / 25
› Outdoor unit		**KHP-BI 14 DVR2**	**KHP-BI 16 DVR2**
Width / Height / Depth	mm	1118 / 865 / 523	1118 / 865 / 523
Net weight	kg	96	96
Power supply	V/ph/Hz	220-240 / 1 / 50	220-240 / 1 / 50
Max. intensity	A	30	30
Circuit breaker	A	D32	D32
Communication wiring	mm^2	3x1	3x1
Sound pressure	dB(A)	51	55
Sound power	dB(A)	65	68
Type of refrigerant		R-32	R-32
GWP		675	675
Refrigerant charge	kg	1.84	1.84
t CO_2eq	tCO_2	1.2	1.2
Meters of pre-charge, outdoor unit	m	15	15
Additional refrigerant charge, outdoor unit	kg/m	0.038	0.038
Max. total distance	m	50	50
Max. vertical distance	m	30	30
Liquid pipe	inch	3/8"	3/8"
Gas pipe	inch	5/8"	5/8"
› Working range			
Outdoor ambient temperature for DHW min. / max.	°C	-25 / 43	-25 / 43
Outdoor ambient temperature for heating min. / max.	°C	-25 / 35	-25 / 35
Outdoor ambient temperature for cooling min. / max.	°C	-5 / 43	-5 / 43

Supplementary charge: The initial charging is valid for the first 15 m (liquid line). For greater distances, a supplementary charge of 0.020 kg/m is required per each additional metre for models 4/6, and 0.038 kg/m per each additional metre for models 8/10/12/14/16.
(*): The power supply for indoor units is single-phase 220-240 V/1/50 Hz.
Until stock is depleted.


KEYMARK


SMART GRID READY


R-32 REFRIGERANT


DOMESTIC HOT WATER


COOLING AND HEATING


COMPATIBLE WITH AIRZONE


Wi-Fi


MODBUS


CONFIGURATION VIA USB PORT

Set model		KHPIS-BI 14T PRO XL	KHPIS-BI 16T PRO XL
› Set			
Heating capacity / COP (A+7°C / W+35°C)	kW	14.50 / 4.70	16.0 / 4.5
Consumption (A+7 °C / W+35 °C)	W	3085	3556
Heating capacity / COP (A+7°C / W+55°C)	kW	13.80 / 3.00	16.0 / 2.9
Consumption (A+7 °C / W+55 °C)	W	4600	5517
Heating capacity / COP (A-7°C / W+35°C)	kW	12.00 / 2.85	13.10 / 2.70
Consumption (A-7 °C / W+35 °C)	W	4211	4852
Heating capacity / COP (A-7°C / W+55°C)	kW	11.00 / 2.05	12.50 / 2.00
Consumption (A-7 °C / W+55 °C)	W	5366	6250
Cooling capacity / EER (A+35°C / W+18°C)	kW	13.50 / 3.60	14.9 / 3.4
Consumption (A+35 °C / W+18 °C)	W	3750	4382
Cooling capacity / EER (A+35°C / W+7°C)	kW	12.70 / 2.55	14 / 2.45
Consumption (A+35 °C / W+7 °C)	W	4980	5714
Average heating climate (W+35°C / W+55°C). Energy class		A+++ / A++	A+++ / A++
Average heating climate (W+35°C / W+55°C). η,s	%	186 / 136	182 / 133
Average heating climate (W+35°C / W+55°C). SCOP		4.72 / 3.47	4.62 / 3.41
Warm heating climate (W+35°C / W+55°C). η,s	%	260 / 176	248 / 176
Warm heating climate (W+35°C / W+55°C). SCOP		6.63 / 4.48	6.33 / 4.47
Cold heating climate (W+35°C / W+55°C). η,s	%	160 / 119	158 / 122
Cold heating climate (W+35°C / W+55°C). SCOP		4.06 / 3.05	4.02 / 3.12
Chilling efficiency (W+7°C / W+18°C). Keymark certification. η,s,c	%	190 / 271	184 / 265
Chilling efficiency (W+7°C / W+18°C). Keymark certification. SEER		4.83 / 6.85	4.67 / 6.71
Average climate in DHW. Keymark certification. Energy class / Thread		A+ / XL	A+ / XL
Average climate in DHW. Keymark certification. SCOP,ACS		3	3
Average climate in DHW. Keymark certification. η,ACS	%	123	123
› Indoor unit		**KHPI-BI-16VR2XL**	**KHPI-BI-16VR2XL**
Width / Height / Depth	mm	600 / 1943 / 600	600 / 1943 / 600
Net weight	kg	155	155
Tank capacity	l	240	240
Power supply	V/ph/Hz	220-240 / 1 / 50	220-240 / 1 / 50
Max. intensity	A	14.3	14.3
Circuit breaker		C16	C16
Sound pressure rated	dB(A)	24	25
Sound power	dB(A)	42	44
Minimum water volume	l	60	60
Nominal flow rate	m^3/h	2.50	2.95
Backup electrical resistor	kW	3	3
Maximum pump pressure available	mH_2O	8.5	8.5
Expansion vessel	l	8	8
Water pipe connections	inch	1" / 3/4"	1" / 3/4"
Water outlet temperature; DHW min. / max.	°C	30 / 65	30 / 65
Water outlet temperature; Heating min. / max.	°C	25 / 65	25 / 65
Water outlet temperature; Cooling min. / max.	°C	5 / 25	5 / 25
› Outdoor unit		**KHP-BI 14T DVR2**	**KHP-BI 16T DVR2**
Width / Height / Depth	mm	1118 / 865 / 523	1118 / 865 / 523
Net weight	kg	112	112
Power supply	V/ph/Hz	380-415 / 3 / 50	380-415 / 3 / 50
Max. intensity	A	14	14
Circuit breaker	A	D16	D16
Communication wiring	mm^2	3x1	3x1
Sound pressure	dB(A)	51	55
Sound power	dB(A)	65	68
Type of refrigerant		R-32	R-32
GWP		675	675
Refrigerant charge	kg	1.84	1.84
t CO_2eq	tCO_2	1.2	1.2
Meters of pre-charge, outdoor unit	m	15	15
Additional refrigerant charge, outdoor unit	kg/m	0.038	0.038
Max. total distance	m	50	50
Max. vertical distance	m	30	30
Liquid pipe	inch	3/8"	3/8"
Gas pipe	inch	5/8"	5/8"
› Working range			
Outdoor ambient temperature for DHW min. / max.	°C	-25 / 43	-25 / 43
Outdoor ambient temperature for heating min. / max.	°C	-25 / 35	-25 / 35
Outdoor ambient temperature for cooling min. / max.	°C	-5 / 43	-5 / 43

Supplementary charge: The initial charging is valid for the first 15 m (liquid line). For greater distances, a supplementary charge of 0.020 kg/m is required per each additional metre for models 4/6, and 0.038 kg/m per each additional metre for models 8/10/12/14/16.
(*): The power supply for indoor units is single-phase 220-240 V/1/50 Hz.
Until stock is depleted.

Aquantia KHPMS-BI PRO





The KHPMS-BI PRO assembly is the modular multitask solution from the Aquantia PRO range that provides thermal comfort in small and medium apartments. The wired control included with the indoor unit allows the user to enjoy a pleasant, intuitive experience capable of satisfying all manner of needs and zoning.

Characteristics

- Full DC Inverter technology, with both the compressor and fans using inverter technology for maximum efficiency.
- Equipped with built-in WiFi connectivity for control via the NetHome Plus app.
- Integrated management of the necessary components for two hydraulic zones, without the need for additional modules.
- Certified by Keymark.
- Supply temperature of up to 65°C.



KEYMARK | SMART GRID READY | R-32 REFRIGERANT | DOMESTIC HOT WATER | COOLING AND HEATING | COMPATIBLE WITH AIRZONE | Wi-Fi | MODBUS | CONFIGURATION VIA USB PORT

Set model		KHPMS-BI 4 PRO	KHPMS-BI 6 PRO	KHPMS-BI 8 PRO	KHPMS-BI 10 PRO
› Set					
Heating capacity / COP (A+7°C / W+35°C)	kW	4,25 / 5,2	6,2 / 5	8,3 / 5,2	10 / 5
Consumption (A+7 °C / W+35 °C)	W	817	1240	1596	2000
Heating capacity / COP (A+7°C / W+55°C)	kW	4,4 / 2,95	6 / 3	7,5 / 3,18	9,5 / 3,1
Consumption (A+7 °C / W+55 °C)	W	1492	2000	2358	3065
Heating capacity / COP (A-7°C / W+35°C)	kW	4,7 / 3,1	6 / 3	7 / 3,2	8 / 3,05
Consumption (A-7 °C / W+35 °C)	W	1516	2000	2188	2623
Heating capacity / COP (A-7°C / W+55°C)	kW	4 / 1,95	5,15 / 2	6,15 / 2,05	6,85 / 2
Consumption (A-7 °C / W+55 °C)	W	2051	2575	3000	3425
Cooling capacity / EER (A+35°C / W+18°C)	kW	4,5 / 0,81	6,55 / 1,34	8,4 / 1,66	10 / 2,08
Consumption (A+35 °C / W+18 °C)	W	811	1337	1663	2083
Cooling capacity / EER (A+35°C / W+7°C)	kW	4,7 / 3,45	7 / 3	7,4 / 3,38	8,2 / 3,3
Consumption (A+35 °C / W+7 °C)	W	1362	2333	2189	2485
Average heating climate (W+35°C / W+55°C). Energy class		A+++ / A++	A+++ / A++	A+++ / A++	A+++ / A++
Average heating climate (W+35°C / W+55°C). η,s	%	191 / 130	195 / 138	206 / 132	205 / 137
Average heating climate (W+35°C / W+55°C). SCOP		4,85 / 3,31	4,95 / 3,52	5,22 / 3,36	5,2 / 3,49
Warm heating climate (W+35°C / W+55°C). η,s	%	255 / 162	260 / 165	277 / 177	281 / 180
Warm heating climate (W+35°C / W+55°C). SCOP		6,46 / 4,14	6,57 / 4,19	6,99 / 4,5	7,09 / 4,58
Cold heating climate (W+35°C / W+55°C). η,s	%	160 / 102	165 / 111	170 / 112	170 / 116
Cold heating climate (W+35°C / W+55°C). SCOP		4,06 / 2,63	4,21 / 2,85	4,33 / 2,88	4,32 / 2,99
Chilling efficiency (W+7°C / W+18°C). Keymark certification. η,s,c	%	197 / 308	211 / 325	230 / 355	236 / 348
Chilling efficiency (W+7°C / W+18°C). Keymark certification. SEER		4,99 / 7,77	5,34 / 8,21	5,83 / 8,95	5,98 / 8,78
› Indoor unit		**KHPM-BI 6 DVR2**	**KHPM-BI 6 DVR2**	**KHPM-BI 10 DVR2**	**KHPM-BI 10 DVR2**
Width / Height / Depth	mm	420 / 790 / 270	420 / 790 / 270	420 / 790 / 270	420 / 790 / 270
Net weight	kg	37	37	37	37
Power supply	V/ph/Hz	220-240 / 1 / 50	220-240 / 1 / 50	220-240 / 1 / 50	220-240 / 1 / 50
Max. intensity	A	14.3	14.3	14.3	14.3
Circuit breaker		C16	C16	C16	C16
Sound pressure rated	dB(A)	28	28	30	30
Sound power	dB(A)	38	38	38	38
Minimum water volume	l	40	40	40	40
Nominal flow rate	m^3/h	0.7	0.95	1.40	1.70
Backup electrical resistor	kW	3	3	3	3
Maximum pump pressure available	mH_2O	8.5	8.5	8.5	8.5
Expansion vessel	l	8	8	8	8
Water pipe connections	inch	1"	1"	1"	1"
Water outlet temperature; DHW min. / max.	°C	30 / 65	30 / 65	30 / 65	30 / 65
Water outlet temperature; Heating min. / max.	°C	25 / 65	25 / 65	25 / 65	25 / 65
Water outlet temperature; Cooling min. / max.	°C	5 / 25	5 / 25	5 / 25	5 / 25
› Outdoor unit		**KHP-BI 4 DVR2**	**KHP-BI 6 DVR2**	**KHP-BI 8 DVR2**	**KHP-BI 10 DVR2**
Width / Height / Depth	mm	1008 / 712 / 426	1008 / 712 / 426	1118 / 865 / 523	1118 / 865 / 523
Net weight	kg	60	58	77	77
Power supply	V/ph/Hz	220-240 / 1 / 50	220-240 / 1 / 50	220-240 / 1 / 50	220-240 / 1 / 50
Max. intensity	A	18	18	19	19
Circuit breaker	A	D20	D20	D20	D20
Communication wiring	mm^2	3x1	3x1	3x1	3x1
Sound pressure	dB(A)	44	45	46	49
Sound power	dB(A)	56	58	59	60
Type of refrigerant		R-32	R-32	R-32	R-32
GWP		675	675	675	675
Refrigerant charge	kg	1.5	1.5	1.65	1.65
t CO_2eq	tCO_2	1.0	1.0	1.1	1.1
Meters of pre-charge, outdoor unit	m	15	15	15	15
Additional refrigerant charge, outdoor unit	kg/m	0.02	0.02	0.038	0.038
Max. total distance	m	50	50	50	50
Max. vertical distance	m	30	30	30	30
Liquid pipe	inch	1/4"	1/4"	3/8"	3/8"
Gas pipe	inch	5/8"	5/8"	5/8"	5/8"
› Working range					
Outdoor ambient temperature for DHW min. / max.	°C	-25 / 43	-25 / 43	-25 / 43	-25 / 43
Outdoor ambient temperature for heating min. / max.	°C	-25 / 35	-25 / 35	-25 / 35	-25 / 35
Outdoor ambient temperature for cooling min. / max.	°C	-5 / 43	-5 / 43	-5 / 43	-5 / 43

Supplementary charge: The initial charging is valid for the first 15 m (liquid line). For greater distances, a supplementary charge of 0.020 kg/m is required per each additional metre for models 4/6, and 0.038 kg/m per each additional metre for models 8/10.
(*): The power supply for indoor units is single-phase 220-240 V/1/50 Hz.
Until stock is depleted.

Aquantia EVO

NEW





Aquantia EVO is the new generation of high-performance split-type heat pumps. It achieves the highest energy rating, A+++, for both low- and medium-temperature applications. The indoor unit includes a 240L storage tank, all the necessary hydraulic components, and a wired control that allows the user to manage and control the system easily.

Characteristics

- Full DC inverter technology employed in fan, compressor and pump to achieve the maximum efficiency.
- EVI Technology compressor.
- Low-noise performance.
- Equipped with built-in WiFi connectivity for remote control via NetHome Plus app.
- Integrated management of the necessary components for two hydraulic zones, without the need for additional modules.
- Certified by Keymark.
- Integrated stainless steel tank for enhanced durability.
- Maximum leaving water temperature up to 65°C.





Set model		KHPIS-BI 12 EVO	KHPIS-BI 14 EVO	KHPIS-BI 14T EVO	KHPIS-BI 16 EVO	KHPIS-BI 16T EVO
› Set						
Heating capacity / COP (A+7°C / W+35°C)	kW	12.1 / 5.04	14 / 4.84	14 / 4.84	15.5 / 4.61	15.5 / 4.61
Consumption (A+7 °C / W+35 °C)	W	2400	2890	2890	3360	3360
Heating capacity / COP (A+7°C / W+55°C)	kW	12.1 / 3.01	14 / 3	14 / 3	15.5 / 2.99	15.5 / 2.99
Consumption (A+7 °C / W+55 °C)	W	4020	4670	4670	5180	5180
Heating capacity / COP (A-7°C / W+35°C)	kW	12.1 / 3.05	14 / 2.84	14 / 2.84	15.5 / 2.68	15.5 / 2.68
Consumption (A-7 °C / W+35 °C)	W	3970	4930	4930	5780	5780
Heating capacity / COP (A-7°C / W+55°C)	kW	11.4 / 2.12	11.9 / 2.12	11.9 / 2.12	13.7 / 2.12	13.7 / 2.12
Consumption (A-7 °C / W+55 °C)	W	5380	5610	5610	6460	6460
Cooling capacity / EER (A+35°C / W+18°C)	kW	10 / 4.25	10 / 4.25	10 / 4.25	10 / 4.25	10 / 4.25
Consumption (A+35 °C / W+18 °C)	W	2350	2350	2350	2350	2350
Cooling capacity / EER (A+35°C / W+7°C)	kW	10 / 3.01	10 / 3.01	10 / 3.01	10 / 3.01	10 / 3.01
Consumption (A+35 °C / W+7 °C)	W	3320	3320	3320	3320	3320
Average heating climate (W+35°C / W+55°C). Energy class		A+++ / A+++	A+++ / A+++	A+++ / A+++	A+++ / A+++	A+++ / A+++
Average heating climate (W+35°C / W+55°C). η,s	%	204.6 / 153.6	199.4 / 152.2	199.4 / 152.2	194 / 151	194 / 151
Average heating climate (W+35°C / W+55°C). SCOP		5.19 / 3.92	5.06 / 3.88	5.06 / 3.88	4.93 / 3.85	4.93 / 3.85
Warm heating climate (W+35°C / W+55°C). η,s	%	252.2 / 170.6	256.6 / 171	256.6 / 171	256.2 / 171	256.2 / 171
Warm heating climate (W+35°C / W+55°C). SCOP		6.38 / 4.34	6.49 / 4.35	6.49 / 4.35	6.48 / 4.35	6.48 / 4.35
Cold heating climate (W+35°C / W+55°C). η,s	%	179 / 124.6	179.4 / 127.8	179.4 / 127.8	179 / 131	179 / 131
Cold heating climate (W+35°C / W+55°C). SCOP		4.55 / 3.19	4.56 / 3.27	4.56 / 3.27	4.55 / 3.35	4.55 / 3.35
Chilling efficiency (W+7°C / W+18°C). Keymark certification. η,s,c	%	212.9 / 257.2	212.9 / 257.2	212.9 / 257.2	212.9 / 257.2	212.9 / 257.2
Chilling efficiency (W+7°C / W+18°C). Keymark certification. SEER		5.40 / 6.51	5.40 / 6.51	5.40 / 6.51	5.40 / 6.51	5.40 / 6.51
Average climate in DHW. Keymark certification. Energy class / Thread		A+ / XL	A+ / XL	A+ / XL	A+ / XL	A+ / XL
Average climate in DHW. Keymark certification. SCOP,ACS		3.40	3.40	3.40	3.40	3.40
Average climate in DHW. Keymark certification. η,ACS	%	136	136	136	136	136
› Indoor unit		**KHPI-BI-16VR4XL**	**KHPI-BI-16VR4XL**	**KHPI-BI-16VR4XL**	**KHPI-BI-16VR4XL**	**KHPI-BI-16VR4XL**
Width / Height / Depth	mm	600 / 1943 / 600	600 / 1943 / 600	600 / 1943 / 600	600 / 1943 / 600	600 / 1943 / 600
Net weight	kg	159	159	159	159	159
Tank capacity	l	240	240	240	240	240
Power supply	V/ph/Hz	220-240 / 1 / 50	220-240 / 1 / 50	220-240 / 1 / 50	220-240 / 1 / 50	220-240 / 1 / 50
Max. intensity	A	16.9	16.9	16.9	16.9	16.9
Circuit breaker		C20	C20	C20	C20	C20
Sound pressure rated	dB(A)	33	33	33	33	33
Sound power	dB(A)	44	44	44	44	44
Backup electrical resistor	kW	3	3	3	3	3
Maximum pump pressure available	mH_2O	9	9	9	9	9
Expansion vessel	l	8	8	8	8	8
Water pipe connections	inch	1" / 3/4"	1" / 3/4"	1" / 3/4"	1" / 3/4"	1" / 3/4"
Water outlet temperature; DHW min. / max.	°C	20 / 60	20 / 60	20 / 60	20 / 60	20 / 60
Water outlet temperature; Heating min. / max.	°C	25 / 65	25 / 65	25 / 65	25 / 65	25 / 65
Water outlet temperature; Cooling min. / max.	°C	5 / 25	5 / 25	5 / 25	5 / 25	5 / 25
› Outdoor unit		**KHP-BI 12 DVR4**	**KHP-BI 14 DVR4**	**KHP-BI 14 DTR4**	**KHP-BI 16 DVR4**	**KHP-BI 16 DTR4**
Width / Height / Depth	mm	1051 / 1330 / 475	1051 / 1330 / 475	1051 / 1330 / 475	1051 / 1330 / 475	1051 / 1330 / 475
Net weight	kg	121	121	130.5	121	130.5
Power supply	V/ph/Hz	220-240 / 1 / 50	220-240 / 1 / 50	380-415 / 3 / 50	220-240 / 1 / 50	380-415 / 3 / 50
Max. intensity	A	32	32	13	32	13
Circuit breaker	A	D45	D45	D20	D45	D20
Communication wiring	mm^2	3x1	3x1	3x1	3x1	3x1
Sound pressure	dB(A)	46	46	46	46	46
Sound power	dB(A)	59	60	60	60	60
Type of refrigerant		R-32	R-32	R-32	R-32	R-32
GWP		675	675	675	675	675
Refrigerant charge	kg	1.84	1.84	1.84	1.84	1.84
t CO_2eq	tCO_2	1.2	1.2	1.2	1.2	1.2
Meters of pre-charge, outdoor unit	m	15	15	15	15	15
Additional refrigerant charge, outdoor unit	kg/m	0.038	0.038	0.038	0.038	0.038
Max. total distance	m	50	50	50	50	50
Max. vertical distance	m	30	30	30	30	30
Liquid pipe	inch	3/8"	3/8"	3/8"	3/8"	3/8"
Gas pipe	inch	5/8"	5/8"	5/8"	5/8"	5/8"
Max. horizontal distance	m	50	50	50	50	50
Max. vertical distance with outdoor unit at the top	m	30	30	30	30	30
› Working range						
Outdoor ambient temperature for DHW min. / max.	°C	-28 / 43	-28 / 43	-28 / 43	-28 / 43	-28 / 43
Outdoor ambient temperature for heating min. / max.	°C	-28 / 35	-28 / 35	-28 / 35	-28 / 35	-28 / 35
Outdoor ambient temperature for cooling min. / max.	°C	-5 / 43	-5 / 43	-5 / 43	-5 / 43	-5 / 43

Supplementary charge: The initial charging is valid for the first 15 m (liquid line). For greater distances, a supplementary charge of 0.038 kg/m is required per each additional metre.

(*): The power supply for indoor units is single-phase 220-240 V/1/50 Hz.

Aquantia EVO Wall

NEW





Aquantia EVO Wall is the new generation of high-performance split-type heat pumps. It achieves the highest energy rating A+++, for both low- and medium-temperature applications. The compact design of the indoor unit provides an ideal modular solution for spaces where lack of space can be an issue. It includes a wired control that allows the user to manage and control the system easily.

Characteristics

- Full DC inverter technology employed in fan, compressor and pump to achieve the maximum efficiency.
- EVI Technology compressor.
- Low-noise performance.
- Equipped with built-in WiFi connectivity for remote control via NetHome Plus app.
- Integrated management of the necessary components for two hydraulic zones, without the need for additional modules.
- Certified by Keymark.
- Maximum leaving water temperature up to 65°C.



KEYMARK | SMART GRID READY | R-32 REFRIGERANT | DOMESTIC HOT WATER | COOLING AND HEATING | COMPATIBLE WITH AIRZONE | Wi-Fi | MODBUS | CONFIGURATION VIA USB PORT

Set model		KHPMS-BI 12 EVO	KHPMS-BI 14 EVO	KHPMS-BI 14T EVO	KHPMS-BI 16 EVO	KHPMS-BI 16T EVO
› Set						
Heating capacity / COP (A+7°C / W+35°C)	kW	12.1 / 5.04	14 / 4.84	14 / 4.84	15.5 / 4.61	15.5 / 4.61
Consumption (A+7 °C / W+35 °C)	W	2400	2890	2.89	3360	3360
Heating capacity / COP (A+7°C / W+55°C)	kW	12.1 / 3.01	14 / 3	14 / 3	15.5 / 2.99	15.5 / 2.99
Consumption (A+7 °C / W+55 °C)	W	4020	4670	4.67	5180	5180
Heating capacity / COP (A-7°C / W+35°C)	kW	12.1 / 3.05	14 / 2.84	14 / 2.84	15.5 / 2.68	15.5 / 2.68
Consumption (A-7 °C / W+35 °C)	W	3970	4930	4.93	5780	5780
Heating capacity / COP (A-7°C / W+55°C)	kW	11.4 / 2.12	11.9 / 2.12	11.9 / 2.12	13.7 / 2.12	13.7 / 2.12
Consumption (A-7 °C / W+55 °C)	W	5380	5610	5.61	6460	6460
Cooling capacity / EER (A+35°C / W+18°C)	kW	10 / 4.25	10 / 4.25	10 / 4.25	10 / 4.25	10 / 4.25
Consumption (A+35 °C / W+18 °C)	W	2350	2350	2.35	2350	2350
Cooling capacity / EER (A+35°C / W+7°C)	kW	10 / 3.01	10 / 3.01	10 / 3.01	10 / 3.01	10 / 3.01
Consumption (A+35 °C / W+7 °C)	W	3320	3320	3.32	3320	3320
Average heating climate (W+35°C / W+55°C). Energy class		A+++ / A+++	A+++ / A+++	A+++ / A+++	A+++ / A+++	A+++ / A+++
Average heating climate (W+35°C / W+55°C). η_s	%	204.6 / 153.6	199.4 / 152.2	199.4 / 152.2	194 / 151	194 / 151
Average heating climate (W+35°C / W+55°C). SCOP		5.19 / 3.92	5.06 / 3.88	5.06 / 3.88	4.93 / 3.85	4.93 / 3.85
Warm heating climate (W+35°C / W+55°C). η_s	%	252.2 / 170.6	256.6 / 171	256.6 / 171	256.2 / 171	256.2 / 171
Warm heating climate (W+35°C / W+55°C). SCOP		6.38 / 4.34	6.49 / 4.35	6.49 / 4.35	6.48 / 4.35	6.48 / 4.35
Cold heating climate (W+35°C / W+55°C). η_s	%	179 / 124.6	179.4 / 127.8	179.4 / 127.8	179 / 131	179 / 131
Cold heating climate (W+35°C / W+55°C). SCOP		4.55 / 3.19	4.56 / 3.27	4.56 / 3.27	4.55 / 3.35	4.55 / 3.35
Chilling efficiency (W+7°C / W+18°C). Keymark certification. $\eta_{s,c}$	%	212.9 / 257.2	212.9 / 257.2	212.9 / 257.2	212.9 / 257.2	212.9 / 257.2
Chilling efficiency (W+7°C / W+18°C). Keymark certification. SEER		5.40 / 6.51	5.40 / 6.51	5.40 / 6.51	5.40 / 6.51	5.40 / 6.51
› Indoor unit		**KHPM-BI 16 DVR4**	**KHPM-BI 16 DVR4**	**KHPM-BI 16 DVR4**	**KHPM-BI 16 DVR4**	**KHPM-BI 16 DVR4**
Width / Height / Depth	mm	420 / 790 / 270	420 / 790 / 270	420 / 790 / 270	420 / 790 / 270	420 / 790 / 270
Net weight	kg	33	33	33	33	33
Power supply	V/ph/Hz	220-240 / 1 / 50	220-240 / 1 / 50	220-240 / 1 / 50	220-240 / 1 / 50	220-240 / 1 / 50
Max. intensity	A	1.2	1.2	1.2	1.2	1.2
Circuit breaker		C10	C10	C10	C10	C10
Sound pressure rated	dB(A)	34	34	34	34	34
Sound power	dB(A)	43	43	43	43	43
Backup electrical resistor	kW	3	3	3	3	3
Maximum pump pressure available	mH_2O	9	9	9	9	9
Expansion vessel	l	8	8	8	8	8
Water outlet temperature; DHW min. / max.	°C	20 / 60	20 / 60	20 / 60	20 / 60	20 / 60
Water outlet temperature; Heating min. / max.	°C	25 / 65	25 / 65	25 / 65	25 / 65	25 / 65
Water outlet temperature; Cooling min. / max.	°C	5 / 25	5 / 25	5 / 25	5 / 25	5 / 25
› Outdoor unit		**KHP-BI 12 DVR4**	**KHP-BI 14 DVR4**	**KHP-BI 14 DTR4**	**KHP-BI 16 DVR4**	**KHP-BI 16 DTR4**
Width / Height / Depth	mm	1051 / 1330 / 475	1051 / 1330 / 475	1051 / 1330 / 475	1051 / 1330 / 475	1051 / 1330 / 475
Net weight	kg	121	121	130.5	121	130.5
Power supply	V/ph/Hz	220-240 / 1 / 50	220-240 / 1 / 50	380-415 / 3 / 50	220-240 / 1 / 50	380-415 / 3 / 50
Max. intensity	A	32	32	13	32	13
Circuit breaker	A	D45	D45	D20	D45	D20
Communication wiring	mm^2	3x1	3x1	3x1	3x1	3x1
Sound pressure	dB(A)	46	46	46	46	46
Sound power	dB(A)	59	60	60	60	60
Type of refrigerant		R-32	R-32	R-32	R-32	R-32
GWP		675	675	675	675	675
Refrigerant charge	kg	1.84	1.84	1.84	1.84	1.84
t CO_2eq	tCO_2	1.2	1.2	1.2	1.2	1.2
Meters of pre-charge, outdoor unit	m	15	15	15	15	15
Additional refrigerant charge, outdoor unit	kg/m	0.038	0.038	0.038	0.038	0.038
Max. total distance	m	50	50	50	50	50
Max. vertical distance	m	30	30	30	30	30
Liquid pipe	inch	3/8"	3/8"	3/8"	3/8"	3/8"
Gas pipe	inch	5/8"	5/8"	5/8"	5/8"	5/8"
Max. horizontal distance	m	50	50	50	50	50
Max. vertical distance with outdoor unit at the top	m	30	30	30	30	30
› Working range						
Outdoor ambient temperature for DHW min. / max.	°C	-28 / 43	-28 / 43	-28 / 43	-28 / 43	-28 / 43
Outdoor ambient temperature for heating min. / max.	°C	-28 / 35	-28 / 35	-28 / 35	-28 / 35	-28 / 35
Outdoor ambient temperature for cooling min. / max.	°C	-5 / 43	-5 / 43	-5 / 43	-5 / 43	-5 / 43

Supplementary charge: The initial charging is valid for the first 15 m (liquid line). For greater distances, a supplementary charge of 0.038 kg/m per each additional metre.
(*): The power supply for indoor units is single-phase 220-240 V/1/50 Hz.

Aquantia KHPS-MO





The KHPS-MO PRO is the Kaysun range's compact multitasking solution that provides thermal comfort in medium and large-sized spaces. The included wired control allows the user to enjoy a pleasant, intuitive experience that is able to satisfy all types of zoning needs.

Characteristics

- Full DC Inverter technology, with both the compressor and fans using inverter technology for maximum efficiency.
- Equipped with built-in WiFi connectivity for control via the NetHome Plus app.
- Integrated management of the necessary components for two hydraulic zones, without the need for additional modules.
- Certified by Keymark.
- Cascade connection of up to 6 units without the need for an additional module.
- Supply temperature of up to 65°C.



KCTAQ-02
Included as standard, with built-in Modbus gateway



Set model		KHPS-MO 4 PRO	KHPS-MO 6 PRO	KHPS-MO 8 PRO	KHPS-MO 10 PRO	KHPS-MO 12 PRO
› Set						
Heating capacity / COP (A+7°C / W+35°C)	kW	4,2 / 5,1	6,35 / 4,95	8,4 / 5,15	10 / 4,95	12,1 / 4,95
Consumption (A+7 °C / W+35 °C)	W	824	1283	1631	2020	7698
Heating capacity / COP (A+7°C / W+55°C)	kW	4,4 / 2,95	6 / 2,95	7,5 / 3,18	9,5 / 3,1	11,9 / 3,05
Consumption (A+7 °C / W+55 °C)	W	1492	2034	2358	3065	13043
Heating capacity / COP (A-7°C / W+35°C)	kW	4,7 / 3,1	6 / 3	7 / 3,2	8 / 3,05	10 / 3
Consumption (A-7 °C / W+35 °C)	W	1516	2000	2188	2623	9388
Heating capacity / COP (A-7°C / W+55°C)	kW	4 / 1,95	5,15 / 2	6,15 / 2,05	6,85 / 2	9,8 / 2,05
Consumption (A-7 °C / W+55 °C)	W	2051	2575	3000	3425	12331
Cooling capacity / EER (A+35°C / W+18°C)	kW	4,5 / 5,5	6,5 / 4,8	8,3 / 5,05	9,9 / 4,55	12 / 3,95
Consumption (A+35 °C / W+18 °C)	W	818	1354	1644	2176	7750
Cooling capacity / EER (A+35°C / W+7°C)	kW	4,7 / 3,45	7 / 3	7,45 / 3,35	8,2 / 3,25	11,5 / 2,75
Consumption (A+35 °C / W+7 °C)	W	1362	2333	2224	2523	11569
Average heating climate (W+35°C / W+55°C). Energy class		A+++ / A++	A+++ / A++	A+++ / A++	A+++ / A++	A+++ / A++
Average heating climate (W+35°C / W+55°C). η,s	%	191 / 130	195 / 138	206 / 132	205 / 136	189 / 135
Average heating climate (W+35°C / W+55°C). SCOP		4,85 / 3,31	4,95 / 3,52	5,22 / 3,37	5,2 / 3,47	4,81 / 3,45
Warm heating climate (W+35°C / W+55°C). η,s	%	255 / 163	260 / 165	277 / 177	281 / 182	256 / 174
Warm heating climate (W+35°C / W+55°C). SCOP		6,46 / 4,15	6,57 / 4,21	6,99 / 4,51	7,09 / 4,62	6,48 / 4,43
Cold heating climate (W+35°C / W+55°C). η,s	%	160 / 102	165 / 111	170 / 112	170 / 117	160 / 118
Cold heating climate (W+35°C / W+55°C). SCOP		4,06 / 2,63	4,21 / 2,85	4,33 / 2,88	4,32 / 2,99	4,08 / 3,02
Chilling efficiency (W+7°C / W+18°C). Keymark certification. η,s,c	%	197 / 308	211 / 325	230 / 355	236 / 348	192 / 281
Chilling efficiency (W+7°C / W+18°C). Keymark certification. SEER		4,99 / 7,77	5,34 / 8,21	5,83 / 8,95	5,98 / 8,78	4,89 / 7,1
› Outdoor unit		**KHP-MO 4 DVR2**	**KHP-MO 6 DVR2**	**KHP-MO 8 DVR2**	**KHP-MO 10 DVR2**	**KHP-MO 14 DVR2**
Width / Height / Depth	mm	1295 / 792 / 429	1295 / 792 / 429	1385 / 945 / 526	1385 / 945 / 526	1385 / 945 / 526
Net weight	kg	98	86	132	132	155
Power supply	V/ph/Hz	220-240 / 1 / 50	220-240 / 1 / 50	220-240 / 1 / 50	220-240 / 1 / 50	220-240 / 1 / 50
Max. intensity	A	31	31	32	32	43
Circuit breaker	A	D32	D32	D32	D32	D45
Communication wiring	mm^2	2x1	2x1	2x1	2x1	2x1
Sound pressure	dB(A)	58	47.5	48.5	50.5	53
Sound power	dB(A)	55	58	59	60	65
Type of refrigerant		R-32	R-32	R-32	R-32	R-32
GWP		675	675	675	675	675
Refrigerant charge	kg	1.4	1.4	1.4	1.4	1.75
t CO_2eq	tCO_2	0.95	1.18	0.95	0.95	1.18
Minimum water volume	l	40	40	40	40	60
Nominal flow rate	m^3/h	0.7	0.95	1.40	1.70	2.10
Electrical heater support	W	3000	3000	3000	3000	3000
Water pump pressure	mH_2O	8.5	8.5	8.5	8.5	8.5
Expansion vessel	l	8	8	8	8	8
Water pipe connections	inch	1"	1"	1 1/4"	1 1/4"	1 1/4"
› Working range						
Outdoor ambient temperature for DHW min. / max.	°C	-25 / 43	-25 / 43	-25 / 43	-25 / 43	-25 / 43
Outdoor ambient temperature for heating min. / max.	°C	-25 / 35	-25 / 35	-25 / 35	-25 / 35	-25 / 35
Outdoor ambient temperature for cooling min. / max.	°C	-5 / 43	-5 / 43	-5 / 43	-5 / 43	-5 / 43
Leaving water temperature; min. / max. DHW	°C	40 / 65	40 / 65	40 / 65	40 / 65	40 / 65
Leaving water temperature; min. / max. heating	°C	25 / 65	25 / 65	25 / 65	25 / 65	25 / 65
Leaving water temperature; min. / max. cooling	°C	5 / 25	5 / 25	5 / 25	5 / 25	5 / 25

Data according to EN16147/2017; EU No:811/2013; EN14511/2018; EN14825/2018; EU No:811/2013.
Until stock is depleted.

Aquantia KHPS-MO

Set model		KHPS-MO 14 PRO	KHPS-MO 16 PRO	KHPS-MO 12T PRO	KHPS-MO 14T PRO	KHPS-MO 16T PRO
› Set						
Heating capacity / COP (A+7°C / W+35°C)	kW	14,5 / 4,6	15,9 / 4,5	12,1 / 4,95	14,5 / 4,6	15,9 / 4,5
Consumption (A+7 °C / W+35 °C)	W	3152	3533	2444	3152	3533
Heating capacity / COP (A+7°C / W+55°C)	kW	13,8 / 2,95	16 / 2,85	11,9 / 3,05	13,8 / 2,95	16 / 2,85
Consumption (A+7 °C / W+55 °C)	W	4678	5614	3902	4678	5614
Heating capacity / COP (A-7°C / W+35°C)	kW	12 / 2,85	13,1 / 2,7	10 / 3	12 / 2,85	13,1 / 2,7
Consumption (A-7 °C / W+35 °C)	W	4211	4852	3333	4211	4852
Heating capacity / COP (A-7°C / W+55°C)	kW	11 / 2,05	12,5 / 2	9,8 / 2,05	11 / 2,05	12,5 / 2
Consumption (A-7 °C / W+55 °C)	W	5366	6250	4780	5366	6250
Cooling capacity / EER (A+35°C / W+18°C)	kW	13,5 / 3,6	14,9 / 3,4	12 / 3,95	13,5 / 3,6	14,9 / 3,4
Consumption (A+35 °C / W+18 °C)	W	3750	4382	3038	3750	4382
Cooling capacity / EER (A+35°C / W+7°C)	kW	12,4 / 2,5	14 / 2,5	11,5 / 2,75	12,4 / 2,5	14 / 2,5
Consumption (A+35 °C / W+7 °C)	W	4960	5600	4182	4960	5600
Average heating climate (W+35°C / W+55°C). Energy class		A+++ / A++	A+++ / A++	A+++ / A++	A+++ / A++	A+++ / A++
Average heating climate (W+35°C / W+55°C). η,s	%	186 / 136	182 / 133	189 / 135	186 / 136	182 / 133
Average heating climate (W+35°C / W+55°C). SCOP		4,72 / 3,47	4,62 / 3,41	4,81 / 3,45	4,72 / 3,47	4,62 / 3,41
Warm heating climate (W+35°C / W+55°C). η,s	%	260 / 177	249 / 176	256 / 174	260 / 176	248 / 176
Warm heating climate (W+35°C / W+55°C). SCOP		6,58 / 4,49	6,29 / 4,48	6,49 / 4,42	6,57 / 4,49	6,28 / 4,47
Cold heating climate (W+35°C / W+55°C). η,s	%	160 / 119	158 / 122	160 / 118	160 / 119	158 / 122
Cold heating climate (W+35°C / W+55°C). SCOP		4,07 / 3,05	4,02 / 3,12	4,08 / 3,02	4,07 / 3,05	4,02 / 3,12
Chilling efficiency (W+7°C / W+18°C). Keymark certification. η,s,c	%	191 / 273	184 / 267	191 / 279	190 / 271	184 / 265
Chilling efficiency (W+7°C / W+18°C). Keymark certification. SEER		4,86 / 6,9	4,69 / 6,75	4,86 / 7,04	4,83 / 6,85	4,67 / 6,71
› Outdoor unit		**KHP-MO 14 DVR2**	**KHP-MO 16 DVR2**	**KHP-MO 12 DTR2**	**KHP-MO 14 DTR2**	**KHP-MO 16 DTR2**
Width / Height / Depth	mm	1385 / 945 / 526	1385 / 945 / 526	1385 / 945 / 526	1385 / 945 / 526	1385 / 945 / 526
Net weight	kg	155	155	172	172	172
Power supply	V/ph/Hz	220-240 / 1 / 50	220-240 / 1 / 50	380-415 / 3 / 50	380-415 / 3 / 50	380-415 / 3 / 50
Max. intensity	A	43	43	27	27	27
Circuit breaker	A	D45	D45	D32	D32	D32
Communication wiring	mm^2	2x1	2x1	2x1	2x1	2x1
Sound pressure	dB(A)	53.5	57.5	53.5	54	58
Sound power	dB(A)	65	68	65	65	68
Type of refrigerant		R-32	R-32	R-32	R-32	R-32
GWP		675	675	675	675	675
Refrigerant charge	kg	1.75	1.75	1.75	1.75	1.75
t CO_2eq	tCO_2	1.18	1.18	1.18	1.18	1.18
Minimum water volume	l	60	60	60	60	60
Nominal flow rate	m^3/h	2.50	2.95	2.10	2.50	2.95
Electrical heater support	W	3000	3000	Adjustable 9000/6000/3000	Adjustable 9000/6000/3000	Adjustable 9000/6000/3000
Water pump pressure	mH_2O	8.5	8.5	8.5	8.5	8.5
Expansion vessel	l	8	8	8	8	8
Water pipe connections	inch	1 1/4"	1 1/4"	1 1/4"	1 1/4"	1 1/4"
› Working range						
Outdoor ambient temperature for DHW min. / max.	°C	-25 / 43	-25 / 43	-25 / 43	-25 / 43	-25 / 43
Outdoor ambient temperature for heating min. / max.	°C	-25 / 35	-25 / 35	-25 / 35	-25 / 35	-25 / 35
Outdoor ambient temperature for cooling min. / max.	°C	-5 / 43	-5 / 43	-5 / 43	-5 / 43	-5 / 43
Leaving water temperature; min. / max. DHW	°C	40 / 65	40 / 65	40 / 65	40 / 65	40 / 65
Leaving water temperature; min. / max. heating	°C	25 / 65	25 / 65	25 / 65	25 / 65	25 / 65
Leaving water temperature; min. / max. cooling	°C	5 / 25	5 / 25	5 / 25	5 / 25	5 / 25

Data according to EN16147/2017; EU No:811/2013; EN14511/2018; EN14825/2018; EU No:811/2013.
Until stock is depleted.

Aquantia KHPS-MO PRO HP

KEYMARK | SMART GRID READY | R-32 REFRIGERANT | DOMESTIC HOT WATER | COOLING AND HEATING | COMPATIBLE WITH AIRZONE | Wi-Fi | MODBUS | MODULAR





KCTAQ-02
Included as standard, with built-in Modbus gateway

Set model		KHPS-MO 18 PRO HP	KHPS-MO 22 PRO HP	KHPS-MO 26 PRO HP	KHPS-MO 30 PRO HP
› Set					
Heating capacity / COP (A+7°C / W+35°C)	kW	18,0 / 4,70	22,0 / 4,40	26,0 / 4,08	30,1 / 3,91
Consumption (A+7 °C / W+35 °C)	W	3830	5000	6373	7698
Heating capacity / COP (A+7°C / W+55°C)	kW	18,0 / 2,75	22,0 / 2,65	26,0 / 2,45	30,0 / 2,30
Consumption (A+7 °C / W+55 °C)	W	6545	8302	10612	13043
Heating capacity / COP (A-7°C / W+35°C)	kW	18,0 / 2,70	21,0 / 2,60	22,0 / 2,50	23,0 / 2,45
Consumption (A-7 °C / W+35 °C)	W	6667	8077	8800	9388
Heating capacity / COP (A-7°C / W+55°C)	kW	10.74 / 1.22	19.80 / 1.74	20.60 / 1.69	6,15 / 2,05
Consumption (A-7 °C / W+55 °C)	W	8803	11379	12189	12331
Cooling capacity / EER (A+35°C / W+18°C)	kW	18,5 / 4,75	23,0 / 4,60	27,0 / 4,30	31,0 / 4,00
Consumption (A+35 °C / W+18 °C)	W	3895	5000	6279	7750
Cooling capacity / EER (A+35°C / W+7°C)	kW	17,0 / 3,05	21,0 / 2,95	26,0 / 2,70	29,5 / 2,55
Consumption (A+35 °C / W+7 °C)	W	5574	7119	9630	11569
Average heating climate (W+35°C / W+55°C). Energy class		A+++ / A++	A+++ / A++	A+++ / A+	A++ / A+
Average heating climate (W+35°C / W+55°C). η,s	%	181 / 125	178 / 126	177 / 123	165 / 123
Average heating climate (W+35°C / W+55°C). SCOP		4,6 / 3,20	4,5 / 3,23	4,5 / 3,15	4,2 / 3,15
Warm heating climate (W+35°C / W+55°C). η,s	%	226 / 157	234 / 161	231 / 168	213 / 163
Warm heating climate (W+35°C / W+55°C). SCOP		5,73 / 4,00	5,93 / 4,10	5,85 / 4,28	5,4 / 4,15
Cold heating climate (W+35°C / W+55°C). η,s	%	146 / 97	146 / 102	143 / 101	138 / 100
Cold heating climate (W+35°C / W+55°C). SCOP		3,73 / 2,50	3,73 / 2,63	3,65 / 2,60	3,53 / 2,58
Chilling efficiency (W+7°C / W+18°C). Keymark certification. η,s,c	%	185 / 216	185 / 224	183 / 226	177 / 225
Chilling efficiency (W+7°C / W+18°C). Keymark certification. SEER		4,7 / 5,48	4,7 / 5,68	4,65 / 5,73	4,5 / 5,70
Water pipe connections	inch	1-1/4"	1-1/4"	1-1/4"	1-1/4"
› Outdoor unit		**KHP-MO 18 DTR2**	**KHP-MO 22 DTR2**	**KHP-MO 26 DTR2**	**KHP-MO 30 DTR2**
Width / Height / Depth	mm	1129 / 1558 / 440	1129 / 1558 / 440	1129 / 1558 / 440	1129 / 1558 / 440
Net weight	kg	177	177	177	177
Power supply	V/ph/Hz	380-415 / 3 / 50	380-415 / 3 / 50	380-415 / 3 / 50	380-415 / 3 / 50
Max. intensity	A	18	21	24	28
Circuit breaker	A		D32	D32	D32
Communication wiring	mm^2	2x1	2x1	2x1	2x1
Sound pressure	dB(A)	57.6	59.8	61.5	63.5
Sound power	dB(A)	71	73	75	77
Type of refrigerant		R-32	R-32	R-32	R-32
GWP		675	675	675	675
Refrigerant charge	kg	5	5	5	5
t CO_2eq	tCO_2	3.37	0.95	3.37	3.37
Minimum water volume	l	90	110	130	150
Nominal flow rate	m^3/h	3.10	3.78	4.47	5.18
Electrical heater support	W	Not included	Not included	Not included	Not included
Water pump pressure	mH_2O	12	12	12	12
Expansion vessel	l	8	8	8	8
Water pipe connections	inch	1 1/4"	1 1/4"	1 1/4"	1 1/4"
› Working range					
Outdoor ambient temperature for DHW min. / max.	°C	-25 / 43	-25 / 43	-25 / 43	-25 / 43
Outdoor ambient temperature for heating min. / max.	°C	-25 / 35	-25 / 35	-25 / 35	-25 / 35
Outdoor ambient temperature for cooling min. / max.	°C	-5 / 46	-5 / 46	-5 / 46	-5 / 46
Leaving water temperature; min. / max. DHW	°C	40 / 60	40 / 60	40 / 60	40 / 60
Leaving water temperature; min. / max. heating	°C	25 / 60	25 / 60	25 / 60	25 / 60
Leaving water temperature; min. / max. cooling	°C	5 / 25	5 / 25	5 / 25	5 / 25

Data according to EN16147/2017; EU No:811/2013; EN14511/2018; EN14825/2018; EU No:811/2013.
Until stock is depleted.

Aquantia KHP-MO HT





The natural refrigerant R290 reduces its environmental impact compared to its predecessor. The new KHP-MO HT propane heat pump allows delivery temperatures of up to 75°C, increasing its installation and use possibilities. The operating range at extreme temperatures is guaranteed, reaching up to 55°C for DHW at -25°C and 75°C for heating at -10°C.

Characteristics

- Full DC Inverter technology, with both the compressor and fans using inverter technology for maximum efficiency.
- Equipped with built-in WiFi connectivity for control via the NetHome Plus app.
- The R290 refrigerant reduces its environmental impact with a GWP of 3.
- Integrated management of the necessary components for two hydraulic zones, without the need for additional modules.
- Certified by Keymark.
- Cascade connection of up to 6 units without the need for an additional module.
- Supply temperature of up to 75°C.



KCTAQ-03
Standard



Model		KHP-MO 4 DVP	KHP-MO 6 DVP	KHP-MO 8 DVP	KHP-MO 10 DVP
› Set					
Heating capacity / COP (A+7°C / W+35°C)	kW	4.5 / 5.15	6.2 / 4.9	8.4 / 5	10 / 4.7
Consumption (A+7 °C / W+35 °C)	W	874	1265	1680	2128
Heating capacity / COP (A+7°C / W+55°C)	kW	4.6 / 3.2	6.2 / 3.1	7.8 / 3.2	9.5 / 3.05
Consumption (A+7 °C / W+55 °C)	W	1438	2000	2438	3115
Heating capacity / COP (A-7°C / W+35°C)	kW	4.5 / 3.1	5.9 / 2.95	7 / 3	8 / 2.85
Consumption (A-7 °C / W+35 °C)	W	1452	2000	2333	2807
Heating capacity / COP (A-7°C / W+55°C)	kW	4.7 / 2.2	5.2 / 2.15	6.9 / 2.15	7.4 / 2.1
Consumption (A-7 °C / W+55 °C)	W	2136	2419	3209	3524
Cooling capacity / EER (A+35°C / W+18°C)	kW	4.5 / 5.5	6.5 / 5.1	8.3 / 5.15	10 / 4.75
Consumption (A+35 °C / W+18 °C)	W	818	1275	1612	2105
Cooling capacity / EER (A+35°C / W+7°C)	kW	4.7 / 3.65	6.8 / 3.1	7.5 / 3.45	8.9 / 3.25
Consumption (A+35 °C / W+7 °C)	W	1288	2194	2174	2738
Average heating climate (W+35°C / W+55°C). Energy class		A+++ / A++	A+++ / A++	A+++ / A++	A+++ / A++
Average heating climate (W+35°C / W+55°C). η,s	%	204.8 / 149.7	193.5 / 149.7	200.7 / 148.7	180.6 / 139.9
Average heating climate (W+35°C / W+55°C). SCOP		5.2 / 3.82	4.91 / 3.82	5.09 / 3.79	4.59 / 3.57
Warm heating climate (W+35°C / W+55°C). η,s	%	235 / 170	242 / 179	259 / 184	281 / 188
Warm heating climate (W+35°C / W+55°C). SCOP		5.97 / 4.34	6.14 / 4.55	6.56 / 4.68	7.11 / 4.79
Cold heating climate (W+35°C / W+55°C). η,s	%	158 / 124	166 / 132	174 / 135	178 / 136
Cold heating climate (W+35°C / W+55°C). SCOP		4.03 / 3.18	4.24 / 3.38	4.44 / 3.46	4.54 / 3.49
Chilling efficiency (W+7°C / W+18°C). Keymark certification. η,s,c	%	231,4 / 322,6	209,8 / 263	206,2 / 251,4	201,8 / 263
Chilling efficiency (W+7°C / W+18°C). Keymark certification. SEER		5.86 / 8.14	5.32 / 6.65	5.23 / 6.36	5.12 / 6.65
Width / Height / Depth	mm	1295 / 718 / 429	1295 / 718 / 429	1385 / 865 / 526	1385 / 865 / 526
Net weight	kg	90	90	117	117
Power supply	V/ph/Hz	220-240 / 1 / 50	220-240 / 1 / 50	220-240 / 1 / 50	220-240 / 1 / 50
Max. intensity	A	12	13.5	16	17.5
Circuit breaker	A	D20	D20	D20	D20
Communication wiring	mm^2	2x1	2x1	2x1	2x1
Sound pressure	dB(A)	48	46	44	56
Sound power	dB(A)	56	58	60	61
Type of refrigerant		R-290	R-290	R-290	R-290
GWP		3	3	3	3
Refrigerant charge	kg	0.7	0.7	1.1	1.1
t CO_2eq	tCO_2	0.00	0.00	0.00	0.00
Minimum water volume	l	40	40	40	40
Nominal flow rate	m^3/h	0.7	0.95	1.40	1.70
Electrical heater support	W	3000	3000	3000	3000
Water pump pressure	mH_2O	9	9	9	9
Expansion vessel	l	8	8	8	8
Water pipe connections	inch	1"	1"	1 1/4"	1 1/4"
› Working range					
Outdoor ambient temperature for DHW min. / max.	°C	-25 / 46	-25 / 46	-25 / 46	-25 / 46
Outdoor ambient temperature for heating min. / max.	°C	-25 / 35	-25 / 35	-25 / 35	-25 / 35
Outdoor ambient temperature for cooling min. / max.	°C	-5 / 46	-5 / 46	-5 / 46	-5 / 46
Leaving water temperature; min. / max. DHW	°C	10 / 70	10 / 70	10 / 70	10 / 70
Leaving water temperature; min. / max. heating	°C	12 / 75	12 / 75	12 / 75	12 / 75
Leaving water temperature; min. / max. cooling	°C	5 / 30	5 / 30	5 / 30	5 / 30

Data according to EN16147/2017; EU No:811/2013; EN14511/2018; EN14825/2018; EU No:811/2013

Aquantia KHP-MO HT

Model		KHP-MO 12 DVP	KHP-MO 14 DVP	KHP-MO 16 DVP
› Set				
Heating capacity / COP (A+7°C / W+35°C)	kW	12 / 4.8	14 / 4.5	15 / 4.4
Consumption (A+7 °C / W+35 °C)	W	2500	3111	3409
Heating capacity / COP (A+7°C / W+55°C)	kW	12 / 3.1	14 / 3	15 / 2.85
Consumption (A+7 °C / W+55 °C)	W	3871	4667	5263
Heating capacity / COP (A-7°C / W+35°C)	kW	10 / 2.8	11.5 / 2.7	12.7 / 2.5
Consumption (A-7 °C / W+35 °C)	W	3571	4259	5080
Heating capacity / COP (A-7°C / W+55°C)	kW	10.4 / 2.15	11.3 / 2.1	12.4 / 2.05
Consumption (A-7 °C / W+55 °C)	W	4837	5381	6049
Cooling capacity / EER (A+35°C / W+18°C)	kW	12 / 4.5	14 / 4.2	16 / 3.9
Consumption (A+35 °C / W+18 °C)	W	2667	3333	4103
Cooling capacity / EER (A+35°C / W+7°C)	kW	11.5 / 3.05	12.7 / 2.9	14 / 2.75
Consumption (A+35 °C / W+7 °C)	W	3770	4379	5091
Average heating climate (W+35°C / W+55°C). Energy class		A+++ / A++	A+++ / A++	A+++ / A++
Average heating climate (W+35°C / W+55°C). η,s	%	182.4 / 141.9	180.6 / 139.9	184 / 141.8
Average heating climate (W+35°C / W+55°C). SCOP		4.64 / 3.62	4.59 / 3.57	4.68 / 3.62
Warm heating climate (W+35°C / W+55°C). η,s	%	232 / 174	231 / 174	238 / 181
Warm heating climate (W+35°C / W+55°C). SCOP		5.90 / 4.45	5.85 / 4.43	6.05 / 4.62
Cold heating climate (W+35°C / W+55°C). η,s	%	168 / 127	162 / 126	160 / 128
Cold heating climate (W+35°C / W+55°C). SCOP		4.13 / 3.26	4.13 / 3.23	4.08 / 3.29
Chilling efficiency (W+7°C / W+18°C). Keymark certification. η,s,c	%	204,2 / 267	201,8 / 263	204,6 / 253,8
Chilling efficiency (W+7°C / W+18°C). Keymark certification. SEER		5.18 / 6.75	5.12 / 6.65	5.19 / 6.42
Width / Height / Depth	mm	1385 / 865 / 526	1385 / 865 / 526	1385 / 865 / 526
Net weight	kg	135	135	135
Power supply	V/ph/Hz	220-240 / 1 / 50	220-240 / 1 / 50	220-240 / 1 / 50
Max. intensity	A	25	26.5	28
Circuit breaker	A	D20	D32	D32
Communication wiring	mm^2	2x1	2x1	2x1
Sound pressure	dB(A)	52	56	51
Sound power	dB(A)	65	65	69
Type of refrigerant		R-290	R-290	R-290
GWP		3	3	3
Refrigerant charge	kg	1.25	1.25	1.25
t CO_2eq	tCO_2	0.00	0.00	0.00
Minimum water volume	l	60	60	60
Nominal flow rate	m^3/h	2.10	2.50	2.95
Electrical heater support	W	3000	3000	3000
Water pump pressure	mH_2O	9	9	9
Expansion vessel	l	8	8	8
Water pipe connections	inch	1 1/4"	1 1/4"	1 1/4"
› Working range				
Outdoor ambient temperature for DHW min. / max.	°C	-25 / 46	-25 / 46	-25 / 46
Outdoor ambient temperature for heating min. / max.	°C	-25 / 35	-25 / 35	-25 / 35
Outdoor ambient temperature for cooling min. / max.	°C	-5 / 46	-5 / 46	-5 / 46
Leaving water temperature; min. / max. DHW	°C	10 / 70	10 / 70	10 / 70
Leaving water temperature; min. / max. heating	°C	12 / 75	12 / 75	12 / 75
Leaving water temperature; min. / max. cooling	°C	5 / 30	5 / 30	5 / 30

Data according to EN16147/2017; EU No:811/2013; EN14511/2018; EN14825/2018; EU No:811/2013



Model		KHP-MO 12 DTP	KHP-MO 14 DTP	KHP-MO 16 DTP
› Set				
Heating capacity / COP (A+7°C / W+35°C)	kW	12 / 4.8	14 / 4.5	15 / 4.4
Consumption (A+7 °C / W+35 °C)	W	2500	3111	3409
Heating capacity / COP (A+7°C / W+55°C)	kW	12 / 3.1	14 / 3	15 / 2.85
Consumption (A+7 °C / W+55 °C)	W	3871	4667	5263
Heating capacity / COP (A-7°C / W+35°C)	kW	10 / 2.8	11.5 / 2.7	12.7 / 2.5
Consumption (A-7 °C / W+35 °C)	W	3571	4259	5080
Heating capacity / COP (A-7°C / W+55°C)	kW	10.4 / 2.15	11.3 / 2.1	12.4 / 2.05
Consumption (A-7 °C / W+55 °C)	W	4837	5381	6049
Cooling capacity / EER (A+35°C / W+18°C)	kW	12 / 4.5	14 / 4.2	16 / 3.9
Consumption (A+35 °C / W+18 °C)	W	2667	3333	4103
Cooling capacity / EER (A+35°C / W+7°C)	kW	11.5 / 3.05	12.7 / 2.9	14 / 2.75
Consumption (A+35 °C / W+7 °C)	W	3770	4379	5091
Average heating climate (W+35°C / W+55°C). Energy class		A+++ / A++	A+++ / A++	A+++ / A++
Average heating climate (W+35°C / W+55°C). η,s	%	184 / 141.8	182.4 / 141.9	199.8 / 149.8
Average heating climate (W+35°C / W+55°C). SCOP		4.68 / 3.62	4.64 / 3.62	5.07 / 3.82
Warm heating climate (W+35°C / W+55°C). η,s	%	232 / 174	231 / 174	238 / 181
Warm heating climate (W+35°C / W+55°C). SCOP		5.90 / 4.45	5.85 / 4.43	6.05 / 4.62
Cold heating climate (W+35°C / W+55°C). η,s	%	162 / 127	162 / 126	160 / 128
Cold heating climate (W+35°C / W+55°C). SCOP		4.13 / 3.26	4.13 / 3.23	4.08 / 3.29
Chilling efficiency (W+7°C / W+18°C). Keymark certification. η,s,c	%	204,6 / 253,8	204,2 / 267	219 / 323,4
Chilling efficiency (W+7°C / W+18°C). Keymark certification. SEER		5.19 / 6.42	5.18 / 6.75	5.55 / 8.16
Width / Height / Depth	mm	1385 / 865 / 526	1385 / 865 / 526	1385 / 865 / 526
Net weight	kg	137	137	137
Power supply	V/ph/Hz	380-415 / 3 / 50	380-415 / 3 / 50	380-415 / 3 / 50
Max. intensity	A	8.5	9	9.5
Circuit breaker	A	D20	D20	D20
Communication wiring	mm^2	2x1	2x1	2x1
Sound pressure	dB(A)	51	52	49
Sound power	dB(A)	65	65	69
Type of refrigerant		R-290	R-290	R-290
GWP		3	3	3
Refrigerant charge	kg	1.25	1.25	1.25
t CO_2eq	tCO_2	0.00	0.00	0.00
Minimum water volume	l	60	60	60
Nominal flow rate	m^3/h	2.10	2.50	2.95
Electrical heater support	W	Adjustable 9000/6000/3000	Adjustable 9000/6000/3000	Adjustable 9000/6000/3000
Water pump pressure	mH_2O	9	9	9
Expansion vessel	l	8	8	8
Water pipe connections	inch	1 1/4"	1 1/4"	1 1/4"
› Working range				
Outdoor ambient temperature for DHW min. / max.	°C	-25 / 46	-25 / 46	-25 / 46
Outdoor ambient temperature for heating min. / max.	°C	-25 / 35	-25 / 35	-25 / 35
Outdoor ambient temperature for cooling min. / max.	°C	-5 / 46	-5 / 46	-5 / 46
Leaving water temperature; min. / max. DHW	°C	10 / 70	10 / 70	10 / 70
Leaving water temperature; min. / max. heating	°C	12 / 75	12 / 75	12 / 75
Leaving water temperature; min. / max. cooling	°C	5 / 30	5 / 30	5 / 30

Data according to EN16147/2017; EU No:811/2013; EN14511/2018; EN14825/2018; EU No:811/2013

Polar





The Polar range is presented as a compact aerothermal system with high-performance R290 refrigerant, energy efficient and with a very low noise level. It obtains the maximum energy rating, A+++, in both low and medium temperature applications. It can reach supply temperatures of up to 80°C and maintains its high performance in extreme low temperatures, delivering 100% capacity at -7°C and up to 80% at -15°C.



KCTAQ-03
Standard

Characteristics

- Full DC Inverter technology, with both the compressor and fans using inverter technology for maximum efficiency.
- Equipped with built-in WiFi connectivity for control via the NetHome Plus app.
- The R290 refrigerant reduces its environmental impact with a GWP of 3.
- Integrated management of the necessary components for two hydraulic zones, without the need for additional modules.
- Certified by Keymark.
- Cascade connection of up to 6 units without the need for an additional module.
- Leaving water temperature up to 80°C.



SMART GRID READY



R-290 REFRIGERANT


DOMESTIC HOT WATER



DC INVERTER COMPRESSOR


COOLING AND HEATING



COMPATIBLE WITH AIRZONE


Wi-Fi


MODBUS


CONFIGURATION VIA USB PORT

Model		KHP-MO-P 10 DVP	KHP-MO-P 14 DVP	KHP-MO-P 16 DTP
› Set				
Heating capacity / COP (A+7°C / W+35°C)	kW	9.50 / 4.95	14 / 4.7	15.5 / 4.5
Consumption (A+7 °C / W+35 °C)	W	1919	2979	3444
Heating capacity / COP (A+7°C / W+55°C)	kW	9.50 / 3.20	13.8 / 3.15	16 / 3.05
Consumption (A+7 °C / W+55 °C)	W	2969	4381	5246
Heating capacity / COP (A-7°C / W+35°C)	kW	8 / 3.15	12 / 2.80	13.1 / 2.7
Consumption (A-7 °C / W+35 °C)	W	2540	4286	4852
Heating capacity / COP (A-7°C / W+55°C)	kW	8.8 / 2.20	12 / 2.15	13 / 2.30
Consumption (A-7 °C / W+55 °C)	W	4000	5581	6190
Cooling capacity / EER (A+35°C / W+18°C)	kW	10 / 4.60	14 / 4.4	15 / 4.25
Consumption (A+35 °C / W+18 °C)	W	2174	3182	3529
Cooling capacity / EER (A+35°C / W+7°C)	kW	8.1 / 3.10	12.4 / 3	14 / 2.70
Consumption (A+35 °C / W+7 °C)	W	2613	4133	5185
Average heating climate (W+35°C / W+55°C). Energy class		A+++ / A+++	A+++ / A+++	A+++ / A+++
Average heating climate (W+35°C / W+55°C). η,s	%	210 / 157	187 / 151	185 / 151
Average heating climate (W+35°C / W+55°C). SCOP		5.33 / 4.01	4,76 / 3,85	4.70 / 3.85
Warm heating climate (W+35°C / W+55°C). η,s	%	271 / 190	266 / 191	267 / 191
Warm heating climate (W+35°C / W+55°C). SCOP		6.87 / 4.85	6.74 / 4.87	6.75 / 4.85
Cold heating climate (W+35°C / W+55°C). η,s	%	178 / 136	175 / 138	169 / 137
Cold heating climate (W+35°C / W+55°C). SCOP		4.53 / 3.49	4,45 / 3,54	4.30 / 3.50
Chilling efficiency (W+7°C / W+18°C). Keymark certification. η,s,c	%	218,2 / 303,8	195,8 / 274,6	219 / 323,4
Chilling efficiency (W+7°C / W+18°C). Keymark certification. SEER		5.53 / 7.67	4,97 / 6,94	4.98 / 6.87
Electrical heater; Standard support	kW	3	3	3
Width / Height / Depth	mm	1330 / 1051 / 501	1330 / 1051 / 501	1330 / 1051 / 501
Net weight	kg	153	169	181
Power supply	V/ph/Hz	220-240 / 1 / 50	220-240 / 1 / 50	380-415 / 3 / 50
Max. intensity	A	19.5	27,5	11
Circuit breaker	A	D25	D32	D20
Sound pressure	dB(A)	41	46	49
Sound power	dB(A)	54	57	59
Type of refrigerant		R-290	R-290	R-290
GWP		3	3	3
Refrigerant charge	kg	1.1	1.5	1.5
t CO_2eq	tCO_2	0.00	0.00	0.00
Minimum water volume	l	40	60	60
Nominal flow rate	m^3/h	1.70	2.50	2.95
Electrical heater support	W	3000	3000	3000
Water pump pressure	mH_2O	9	9	9
Water pipe connections	inch	1 1/4"	1 1/4"	1 1/4"
› Working range				
Outdoor ambient temperature for DHW min. / max.	°C	-25 / 46	-25 / 46	-25 / 46
Outdoor ambient temperature for heating min. / max.	°C	-25 / 35	-25 / 35	-25 / 35
Outdoor ambient temperature for cooling min. / max.	°C	-5 / 46	-5 / 46	-5 / 46
Leaving water temperature; min. / max. DHW	°C	10 / 80	10 / 80	10 / 80
Leaving water temperature; min. / max. heating	°C	12 / 80	12 / 80	12 / 80
Leaving water temperature; min. / max. cooling	°C	5 / 30	5 / 30	5 / 30

Data according to EN16147/2017; EU No:811/2013; EN14511/2018; EN14825/2018; EU No:811/2013

Aquantia KHP-MO PLUS HT

NEW



The new range of high-temperature heat pumps with R-290 refrigerant is the perfect solution for large residential or commercial spaces. They have been designed to operate at low outdoor temperatures and deliver leaving water temperatures of up to 85 °C. They stand out for their compactness, as they mount only a single fan.



KCTAQ-03
Standard

Characteristics

- R-290 Gas.
- Full inverter technology with EVI compressor.
- Hot water up to 85°C.
- Operation in outside air temperatures down to -25°C.
- Micro-bubble gas separator included as standard.
- Can connect up to 6 units in cascade arrangement.



		Basic modules	
Model		KHP-MO 18 DTP	KHP-MO 22 DTP
› Set			
Heating capacity / COP (A+7°C / W+35°C)	kW	18 / 4.60	22 / 4.30
Consumption (A+7 °C / W+35 °C)	W	3910	5120
Heating capacity / COP (A+7°C / W+55°C)	kW	18 / 3.20	22 / 3.10
Consumption (A+7 °C / W+55 °C)	W	5630	7100
Heating capacity / COP (A-7°C / W+35°C)	kW	18 / 2.80	19.5 / 2.55
Consumption (A-7 °C / W+35 °C)	W	6430	7650
Cooling capacity / EER (A+35°C / W+18°C)	kW	18 / 4.70	22 / 4.20
Consumption (A+35 °C / W+18 °C)	W	3830	5240
Cooling capacity / EER (A+35°C / W+7°C)	kW	18 / 2.85	22 / 2.70
Consumption (A+35 °C / W+7 °C)	W	6316	8148
Average heating climate (W+35°C / W+55°C). Energy class		A+++ / A++	A+++ / A++
Average heating climate (W+35°C / W+55°C). η,s	%	187 / 148	181.1 / 146.9
Average heating climate (W+35°C / W+55°C). SCOP		4.75 / 3.78	4.60 / 3.75
Warm heating climate (W+35°C / W+55°C). η,s	%	250.8 / 184.3	248.1 / 181.4
Warm heating climate (W+35°C / W+55°C). SCOP		6.34 / 4.68	6.28 / 4.61
Cold heating climate (W+35°C / W+55°C). η,s	%	163.6 / 123.9	159.2 / 123.3
Cold heating climate (W+35°C / W+55°C). SCOP		4.16 / 3.17	4.06 / 3.16
Chilling efficiency (W+7°C / W+18°C). Keymark certification. η,s,c	%	193 / 261	189.8 / 257
Chilling efficiency (W+7°C / W+18°C). Keymark certification. SEER		4.90 / 6.60	4.82 / 6.50
Nominal flow rate	m^3/h	3.10	4.50
Maximum pump pressure available	mH_2O	12	12
Water pipe connections	inch	1"	1"
Width / Height / Depth	mm	1330 / 1051 / 475	1330 / 1051 / 475
Net weight	kg	185	185
Power supply	V/ph/Hz	380-415/3/50	380-415/3/50
Communication wiring	mm^2	3x1.5	3x1.5
Sound power	dB(A)	64	64
Type of refrigerant		R-290	R-290
GWP		3	3
Refrigerant charge	kg	1.80	1.80
t CO_2eq	tCO_2	0.01	0.01
Electrical heater support	W	Not included	Not included
› Working range			
Outdoor ambient temperature for DHW min. / max.	°C	-25 / 48	-25 / 48
Outdoor ambient temperature for heating min. / max.	°C	-25 / 48	-25 / 48
Outdoor ambient temperature for cooling min. / max.	°C	-15 / 52	-15 / 52
Leaving water temperature; min. / max. DHW	°C	25 / 80	25 / 80
Leaving water temperature; min. / max. heating	°C	25 / 85	25 / 85
Leaving water temperature; min. / max. cooling	°C	5 / 25	5 / 25

Cooling capacity. Cooling input. EER: Data calculated in compliance with EN 14511:2018 Standard, with reference to the following conditions: indoor heat exchanger water temperature = 12/7°C; outdoor heat exchanger inlet air temperature = 35°C.
Heating capacity. Heating input. COP: Data calculated in compliance with EN 14511:2018 Standard, with reference to the following conditions: indoor heat exchanger water temperature = 40/45°C; outdoor heat exchanger inlet air temperature = 7°C DB/6°C WB.
SEER. SCOP: Data calculated in compliance with EN 14825:2016 Standard. The product meets the ErP (Energy Related Products) European Directive, which include the (EU) Commission Delegated Regulation No. 811/2013 (rated thermal input ≤ 70 kW under specified reference conditions) and (EU) Commission Delegated Regulation No. 813/2013 (rated thermal input ≤ 400 kW under specified reference conditions).
Sound pressure: Sound levels refer to the unit under full charge. The sound pressure level refers to the measurement taken at a distance of 1 m from the external surface of the unit, operating in the open air. The measurements are taken in accordance with UNI EN ISO 9614-2 standard, respecting the conditions imposed by EUROVENT 8/1 certification. Data under the following conditions: indoor heat exchanger water temperature = 12/7°C; outdoor air temperature. = 35°C.
PRELIMINARY DATA

Aquantia KHP-MO HT HP





The KHP-MO HT HP range is the new generation of high-power compact heat pumps with R290 refrigerant. Its high energy performance and power range from 26kW to 40kW allow it to work efficiently in large installations, and also allows it to reach delivery temperatures of up to 85°C.

Characteristics

- R290 gas.
- Full inverter technology.
- Hot water up to 85°C.
- Operation in outside air temperatures down to -25°C.
- New defrost logic.
- Can connect up to 8 units in cascade arrangement.
- Condensates tray.



KCTAQ-03
Standard



R-290 REFRIGERANT | DOMESTIC HOT WATER | DC INVERTER COMPRESSOR | HYDRAULIC KIT | DC INVERTER EXTERNAL FAN | Wi-Fi | MODBUS | ON/OFF CONTACT | MODULAR

		Basic modules			
Set model		KHP-MO 26 DTP	KHP-MO 30 DTP	KHP-MO 35 DTP	KHP-MO 40 DTP
› Set					
Heating capacity / COP (A+7°C / W+35°C)	kW	26.0 / 4.77	30.0 / 4.5	35.0 / 4.17	39.0 / 4.0
Consumption (A+7 °C / W+35 °C)	W	5450	6670	8400	9750
Heating capacity / COP (A+7°C / W+55°C)	kW	26 / 3.31	30.0 / 3.13	35.0 / 2.98	39.0 / 2.34
Consumption (A+7 °C / W+55 °C)	W	7850	9570	11750	14000
Heating capacity / COP (A-7°C / W+35°C)	kW	21 / 3.03	24.0 / 2.86	28.2 / 2.54	28.2 / 2.54
Consumption (A-7 °C / W+35 °C)	W	6930	8380	11100	11100
Heating capacity / COP (A-7°C / W+55°C)	kW	18.8 / 2.30	21.3 / 2.22	24.8 / 2.08	24.8 / 2.08
Consumption (A-7 °C / W+55 °C)	W	8170	9600	11900	11900
Cooling capacity / EER (A+35°C / W+18°C)	kW	26.0 / 4.64	30.0 / 4.41	35.0 / 4.12	39.0 / 3.96
Consumption (A+35 °C / W+18 °C)	W	5600	6800	8500	9850
Cooling capacity / EER (A+35°C / W+7°C)	kW	26.0 / 3.10	30.0 / 2.80	32.0 / 2.67	32.0 / 2.67
Consumption (A+35 °C / W+7 °C)	W	8400	10700	11980	11980
Average heating climate (W+35°C / W+55°C). Energy class		A+++ / A+++	A+++ / A++	A+++ / A++	A++ / A++
Average heating climate (W+35°C / W+55°C). η,s	%	194.9 / 150.7	193.8 / 148.7	176.3 / 142.4	176.3 / 142.4
Average heating climate (W+35°C / W+55°C). SCOP		4.95 / 3.84	4.98 / 3.79	4.48 / 3.63	3.84 / 3.00
Warm heating climate (W+35°C / W+55°C). η,s	%	259.80 / 194.80	247.5 / 193.1	240.3 / 187.1	240.3 / 187.1
Warm heating climate (W+35°C / W+55°C). SCOP		6.57 / 4.94	6.26 / 4.90	6.08 / 4.75	5.35 / 4.50
Cold heating climate (W+35°C / W+55°C). η,s	%	155 / 126	153 / 123	151 / 118	151 / 118
Cold heating climate (W+35°C / W+55°C). SCOP		3.95 / 3.23	3.91 / 3.14	3.85 / 3.03	4.32 / 3.47
Chilling efficiency (W+7°C / W+18°C). Keymark certification. SEER		5.21 / 7.17	4.99 / 6.8	4.82 / 6.43	4.82 / 6.22
Width / Height / Depth	mm	1384 / 1816 / 523	1384 / 1816 / 523	1384 / 1816 / 523	1384 / 1816 / 523
Net weight	kg	245	245	245	245
Power supply	V/ph/Hz	380-415 / 3 / 50	380-415 / 3 / 50	380-415 / 3 / 50	380-415 / 3 / 50
Max. intensity	A	32	32	32	32
Circuit breaker	A	D32	D45	D45	D45
Communication wiring	mm^2	2x1	2x1	2x1	2x1
Sound pressure	dB(A)	55	61.3	75.6	77
Sound power	dB(A)	69	74	75	76
Type of refrigerant		R-290	R-290	R-290	R-290
GWP		3	3	3	3
Refrigerant charge	kg	2.9	2.9	2.9	2.9
t CO_2eq	tCO_2	0.008	0.008	0.008	0.008
Minimum water volume	l	130	150	175	200
Nominal flow rate	m^3/h	5.1	5.1	6.0	6.0
Electrical heater support	W	Not included	Not included	Not included	Not included
Water pump pressure	mH_2O	12	12	12	12
Expansion vessel	l	5	5	5	5
Water pipe connections	inch	1 1/4"	1 1/4"	1 1/4"	1 1/4"
› Working range					
Outdoor ambient temperature for DHW min. / max.	°C	-25 / 43	-25 / 43	-25 / 43	-25 / 43
Outdoor ambient temperature for heating min. / max.	°C	-25 / 35	-25 / 35	-25 / 35	-25 / 35
Outdoor ambient temperature for cooling min. / max.	°C	-15 / 48	-15 / 48	-15 / 48	-15 / 48
Leaving water temperature; min. / max. DHW	°C	20 / 70	20 / 70	20 / 70	20 / 70
Leaving water temperature; min. / max. heating	°C	25 / 85	25 / 85	25 / 85	25 / 85
Leaving water temperature; min. / max. cooling	°C	5 / 30	5 / 30	5 / 30	5 / 30

Cooling capacity. Cooling input. EER: Data calculated in compliance with EN 14511:2018 Standard, with reference to the following conditions: indoor heat exchanger water temperature = 12/7°C; outdoor heat exchanger inlet air temperature = 35°C.
Heating capacity. Heating input. COP: Data calculated in compliance with EN 14511:2018 Standard, with reference to the following conditions: indoor heat exchanger water temperature = 40/45°C; outdoor heat exchanger inlet air temperature = 7°C DB/6°C WB.
SEER. SCOP: Data calculated in compliance with EN 14825:2016 Standard. The product meets the ErP (Energy Related Products) European Directive, which include the (EU) Commission Delegated Regulation No. 811/2013 (rated thermal input ≤ 70 kW under specified reference conditions) and (EU) Commission Delegated Regulation No. 813/2013 (rated thermal input ≤ 400 kW under specified reference conditions).
Sound pressure: Sound levels refer to the unit under full charge. The sound pressure level refers to the measurement taken at a distance of 1 m from the external surface of the unit, operating in the open air. The measurements are taken in accordance with UNI EN ISO 9614-2 standard, respecting the conditions imposed by EUROVENT 8/1 certification. Data under the following conditions: indoor heat exchanger water temperature = 12/7°C; outdoor air temperature. = 35°C.

Wall Hung Compak





Compak sustainable hot water pumps are the ideal solution to provide comfort to an environment with the air conditioning needs covered. Its efficiency allows it to be considered as renewable energy and reduce its consumption when compared to an electric heater.

Characteristics

- Efficient production of DHW (Domestic Hot Water).
- The R290 refrigerant reduces its environmental impact with a GWP of 3.
- Silent units to increase user comfort.
- Three operating modes to fully adapt to the user's needs for savings and comfort.
- Anti-legionella mode included by default.
- Certified by Keymark.
- Equipped with built-in WiFi connectivity for control via the NetHome Plus app.


KEYMARK


SMART GRID READY



R-290 REFRIGERANT


DOMESTIC HOT WATER


Wi-Fi


NETHOME PLUS


MODBUS


ON/OFF CONTACT

Model		KHP-08/80 ACS1	KHP-09/100 ACS1	KHP-09/150 ACS1
Average climate in DHW. Energy class		A+	A+	A+
Average climate in DHW. SCOP,ACS / Load profile		2.61 / M	2.61 / M	2.67 / L
Average climate in DHW. Standby power	W	14	19	23
Average climate in DHW. Heating time	h:min	4h 40min	6h 04min	6h 32min
Average climate in DHW. Reference hot water temperature	°C	52.8	52.7	51.9
Average climate in DHW. Volume of hot water at 40°C	l	85	110	160
Heating capacity rated	kW	0.95	0.98	1.30
Width / Height / Depth	mm	/ 1196 / --	/ 1360 / --	/ 1707 / --
Diameter	mm	500	500	500
Net weight	kg	56	62	80
Tank capacity	l	78	98	145
Power supply	V/ph/Hz	220-240 / 1 / 50	220-240 / 1 / 50	220-240 / 1 / 50
Anti-corrosive protection		Electronic & magnesium	Electronic & magnesium	Electronic & magnesium
Insulating material and thickness		Enameled steel	Enameled steel	Enameled steel
Electrical heater; Standard support	kW	1.5	1.5	1.5
Water pipe connections inlet/outler	inch	1/2"	1/2"	1/2"
Air intake & outlet; Diameter	mm	160	160	160
Air intake & outlet; Useful static pressure	Pa	60	60	60
Sound power level	dB(A)	54	54	56
Sound pressure rated	dB(A)	54	54	56
Type refrigerant		R-290	R-290	R-290
GWP		3	3	3
Refrigerant charge	kg	0.15	0.15	0.15
t CO_2eq	tCO_2	0	0	0
Temperature DHW max.	°C	60	60	60
Temperature DHW max. with support	°C	70	70	70

Sound pressure: Sound pressure calculated at 1 m from the equipment.

Floor Standing Compak





Compak sustainable hot water pumps are the ideal solution to provide comfort to an environment with the air conditioning needs covered. Its efficiency allows it to be considered as renewable energy and reduce its consumption when compared to an electric heater.

Characteristics

- Efficient production of DHW (Domestic Hot Water).
- The R290 refrigerant reduces its environmental impact with a GWP of 3.
- Silent units to increase user comfort.
- Three operating modes to fully adapt to the user's needs for savings and comfort.
- Anti-legionella mode included by default.
- Certified by Keymark.
- Equipped with built-in WiFi connectivity for control via the NetHome Plus app.



Model		KHP-15/185 ACS3	KHP-15/275 ACS3
Average climate in DHW. Energy class		A+	A+
Average climate in DHW. SCOP,ACS / Load profile		3,15 / L	3,25 / XL
Average climate in DHW. Standby power	W	27	19
Average climate in DHW. Heating time	h:min	7h 32min	8h 58min
Average climate in DHW. Reference hot water temperature	°C	53	52
Average climate in DHW. Volume of hot water at 40°C	l	245	350
Heating capacity rated	kW	1.71	2.1
Width / Height / Depth	mm	/ 1745 / --	/ 1895 / --
Diameter	mm	552	650
Net weight	kg	91	128
Tank capacity	l	185	275
Power supply	V/ph/Hz	220-240 / 1 / 50	220-240 / 1 / 50
Anti-corrosive protection		Electronic & magnesium	Electronic & magnesium
Insulating material and thickness		Enameled steel	Enameled steel
Electrical heater; Standard support	kW	1.5	1.5
Water pipe connections inlet/outler	inch	3/4"	3/4"
Air intake & outlet; Diameter	mm	160	190
Air intake & outlet; Useful static pressure	Pa	80	80
Sound power level	dB(A)	56	56
Sound pressure rated	dB(A)	56	56
Type refrigerant		R-290	R-290
GWP		3	3
Refrigerant charge	kg	0.15	0.15
t CO_2eq	tCO_2	0	0
Temperature DHW max.	°C	60	60
Temperature DHW max. with support	°C	70	70

Sound pressure: Sound pressure calculated at 1 m from the equipment.

Compak





Compak sustainable hot water pumps are the ideal solution to provide comfort to an environment with the air conditioning needs covered. Its efficiency allows it to be considered as renewable energy and reduce its consumption when compared to an electric heater.

Characteristics

- Efficient production of DHW (Domestic Hot Water).
- Anti-legionella mode included by default.
- Silent units to increase user comfort.
- Certified by Keymark.
- Equipped with built-in WiFi connectivity for control via the NetHomePlus app.



Model		KHP 15/190 ACS2
Average climate in DHW. Energy class		A+
Average climate in DHW. SCOP,ACS / Load profile		2.7 / L
Average climate in DHW. Standby power	W	29
Average climate in DHW. Heating time	h:min	7h 11min
Average climate in DHW. Reference hot water temperature	°C	53.3
Average climate in DHW. Volume of hot water at 40°C	l	239
Heating capacity rated	kW	1.50
Width / Height / Depth	mm	/ 1787 / --
Diameter	mm	560
Net weight	kg	107.0
Tank capacity	l	185
Power supply	V/ph/Hz	220-240 / 1 / 50
Anti-corrosive protection		Magnesium
Insulating material and thickness		Expanded polyurethane
Electrical heater; Standard support	kW	3.15
Water pipe connections inlet/outler	inch	3/4"
Air intake & outlet; Diameter	mm	160
Air intake & outlet; Useful static pressure	Pa	25
Sound power level	dB(A)	58
Sound pressure rated	dB(A)	45
Type refrigerant		R-134A
GWP		1430
Refrigerant charge	kg	1.0
t CO_2eq	tCO_2	1.4
Tank material		Enamelled steel
Temperature DHW max.	°C	60
Temperature DHW max. with support	°C	70

Notes:**Heat capacity**: Ambient temperature 15/12°C (DB/WB), inlet/outlet water temperature +15°C / +45°C.**Sound pressure**: In accordance with EN 16147 conditions.
Until stock is depleted.

Tanks for Domestic Hot Water

DOMESTIC HOT WATER



Characteristics

- Efficient production of DHW (Domestic Hot Water
- Anti-legionella mode included by default
- Silent units to increase user comfort
- Certified by Keymark
- Equipped with built-in WiFi connectivity for control via the NetHomePlus app

Model		BSX270	BSX475
Width / Height / Depth	mm	/ 1209 / --	/ 1800 / --
Diameter	mm	700	750
Net weight	kg	136	212
Tank capacity	l	270	475
Heat coil input diameter	inch	1 1/4"	1 1/4"
Cold water inlet	inch	1"	1"
Operating pressure	bar	10	10
Test pressure	bar	13	13
Anti-corrosive protection		Magnesium anode rod and tester	Magnesium anode rod and tester
Insulating material and thickness		Injected polyurethane foam; 50 mm	Injected polyurethane foam; 50 mm
Heat water outlet	inch	1"	1"
Cleaning cap	mm	280	280
Heat coil surface	m^2	2.5	3.1
Circuit breaker	A	D32	

For the BSX475 tank, the installation of a 3-4 kW element is recommended, which should be supplied by the installer in the event that it is required.

Other complements for Aquantia range



KH-KIT

Indoor unit for Monoblock systems. Allows connections to be made inside the home instead of in the outdoor unit

TEMPERATURE SENSOR

Temperature sensor for the Aquantia range, connectable to the main board to control DHW tanks, buffer tank temperature, 2 zones, boiler mixes, solar circuit...

The whole Aquantia range includes 1 probe by default. Necessary accessory in applications with more than 1 probe.



Model	Cable length	Comments
Probe T1B + cable	10 m	Compatible with R32 units
T1B-R290	10 m	Compatible with R290 units
T1B-R32-R290 ADAPTOR	-	Probe adaptor T1B + R290 units cable

HEATING ELEMENT

Tank heating element for DHW in order to support the Heat Pump DHW production if needed.



Model	Electrical Power
RT3	3 kW

MULTI-THERMOSTAT ADAPTER

Multi-thermostat adapter for the Aquantia range. With this adapter, we can connect up to 8 different thermostats to control different zones.





2 ZONES KIT

2 zones kit, pre-assembled set consisting of 2 circulator pumps, non-return and ball valves, temperature sensors... Perfect for easy installation in circuits with 2 zones (fancoils, radiators, underfloor heating...).

Model	KIRE2HX	KIRE2HLX
Zones	2 High temp.	1 High + 1 Low
Width x Height x Depth ; mm	402 x 525 x 250	402 x 525 x 250
Max. flow rate (ΔP 10 kPa); L/h	2600	1600
Max. power to be dissipated (ΔT=20°C); kW	60.5	37.2

WATER PUMPS FOR 1 OR 2 ZONES

High efficiency circulator pump with EC motor. The Aquantia range can control these pumps for both 1 or 2 zones in heating and cooling applications.

Model	Pump 6 mca	Pump 7.5 mca
Max. available head; m.c.a.	6.0	7.5
Qmax; m3/h	3.6	4.4
Hydraulic connections; "	G 1"	G 1-1/2"
Power; W	30	58





R-S wall/ceiling model

Floor model AR-A

BUFFER TANKS/HYDRAULIC NEEDLES

Reduce the number of compressor starts and stops before temperature variations and increase the inertia of the system.

Model	20 AR-S	30 AR-S	40 AR-S	50 AR-A	100 AR-A
Volume; L	20	30	40	50	100
Diameter x Height; mm	Ø250 x 700	Ø250 x 1000	Ø250 x 1230	Ø410 x 560	Ø460 x 890
Weight empty; Kg	7	10	12	15	30
Connections; "	1"	1"	1"	1"	1-1/4"
Installation	Wall or ceiling support (need aditional support kit)				Floor

Accessories available: Ceiling/wall support mounting kit, Air purge valve



EXPANSION VESSELS

Model	HWB8LX	HWB12LX	HWB16LX
Volume; L	8	12	16
Diameter x Height; mm	Ø202 x 309	Ø230 x 364	Ø279 x 364
Packing weight; Kg	2.0	2.7	3.4
Connections; "	3/4" BSP F	3/4" BSP F	3/4" BSP F

Installation Diagrams

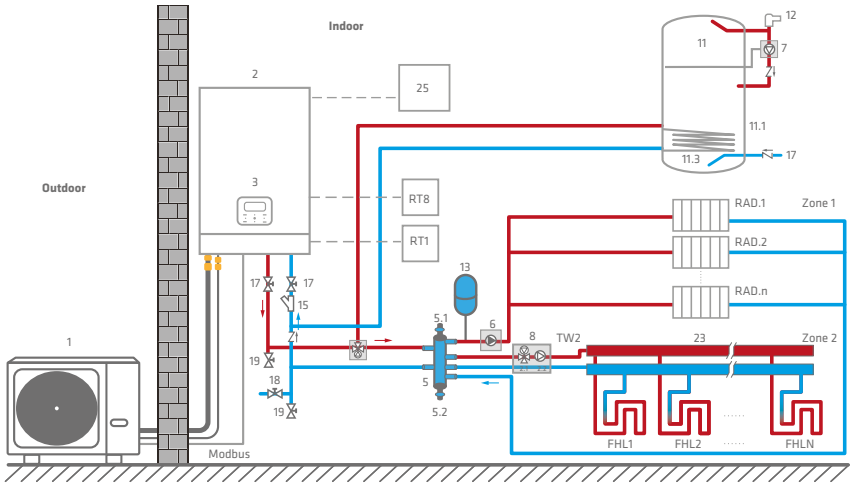

Code	Assembly unit
1	Outdoor Unit
2	Indoor Unit
3	User Interface
5	Balance tank (Field supply)
5.1	Automatic air purge valve
5.2	Drainage valve
6	P_o: zone 1 circulation pump (Field supply)
7	DHW recirculation pump (field supply)
8	Mixing station (Field supply)
8.1	sv3: Mixing vlave (Field Supply)
8.2	P_c: zone 2 circulation pump
11	DHW tank
11.3	Condenser
12	Consumption
13	Expansion vessel (Field supply)
15	Filter (Accessory)
17	Tap water inlet pipe (field supply)
18	Filling valve (field supply)
19	Drainage vlave (Field supply)
23	Collection/distributor (Field Supply)
25	Thermostat transfer board (optional)
RT 1...7	Low voltage room thermostat (Field Supply)
RT8	High voltage room thermostat (Field Supply)
TW2	Zone 2 water flow temperature sensor (optional)
FHL 1 ...n	Floor heating loop (field supply)
RAD.1...n	Radiator (Field supply)

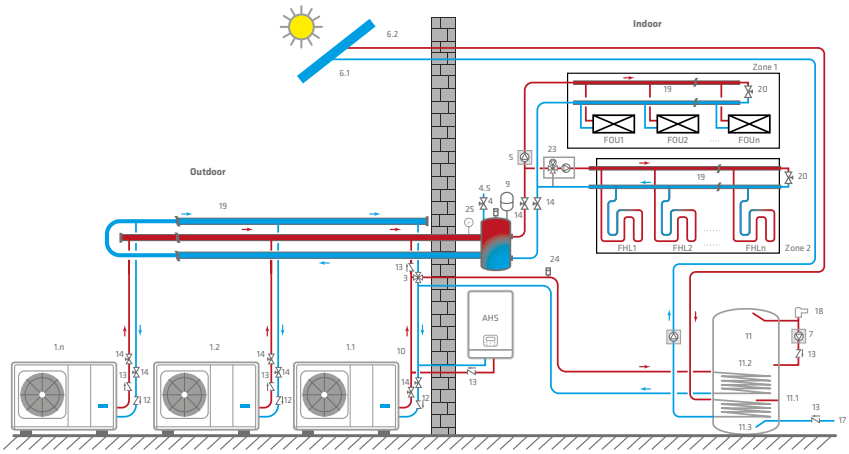

Up to 6 units. It's not possible to mix KHPS-MO PRO and KHPS-MO HP PRO in the same cascade installation.

Code	Assembly unit
1.1	Master unit
1.2...n	Slave unit
3	SV1:3-way valve (Field supply)
4	Balance tank (Field supply)
4.1	Automatic bleed valve
4.2	Drainage valve
4.3	Tbt1: Balance tank upper temperature sensor (optional)
4.4	Tbt2: Balance tank lower temperature sensor (optional)
4.5	Filing valve
5	P_O: Outside circulation pump (Field supply)
6.1	Tsolar: Solar temperature sensor (Optional)
6.2	Solar Panel
7	P_D: DHW pipe pump (Field supply)
9	Espansion vessel (Field supply)
10	T1: Total water flow temperature sensor (Optional)
11	Domestic water tank (field supply)
11.1	TBH: Domestic water tank heater
11.2	Coin 1, heat exchanger for heat pump
11.3	Coin 2, heat exchanger for solar energy
12	Filter (Accessory)
13	Check value (Field supply)
14	Shut-off valve (Field supply)
17	Tap water inlet pipe (Field supply)
18	Hot water tap (Field supply)
19	Collector/distributor (Field supply)
20	Bypass valve (Field supply)
23	Mixing station (Field supply)
24	Automatic bleed valve (Field supply)
25	Water manometer (Field supply)
FHL1...n	Floor heating loop (Field supply)
ZONE1	The space operate cooling or heating mode
ZONE2	The space only operate heating mode
AHS	Auxiliary heat source (Field supply)

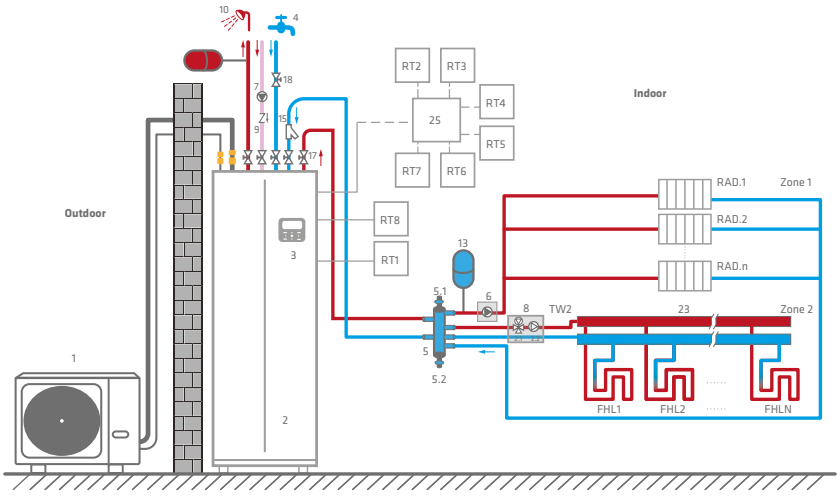

Code	Assembly unit
1	Outdoor Unit
2	Indoor Unit
3	User Interface
4	Tap water - inlet pipe (Field supply)
5	Balance tank (Field supply)
5.1	Automatic air purge valve
5.2	Drainage valve
6	P_o: zone 1 circulation pump (Field supply)
7	DHW pump - inlet pipe (Field supply)
8	Mixing station (Field supply)
8.1	sv3: Mixing vlave (Field Supply)
8.2	P_c: zone 2 circulation pump
9	Check valve (Field supply)
10	DHW production - outlet pipe (Field supply)
13	Expansion vessel (Field supply)
15	Filter (Accessory)
17	Shut-off valve (Field supply)
18	Safety valve (Field supply)
23	Collection/distributor (Field Supply)
25	Multi thermostat board (optional)
RT 1...7	Low voltage room thermostat (Field Supply)
RT8	High voltage room thermostat (Field Supply)
TW2	Zone 2 water flow temperature sensor (optional)
FHL 1 ...n	Floor heating loop (field supply)
RAD.1...n	Radiator (Field supply)

This installation diagrams are simplified versions, for more diagrams or further information please visit our web and check Aquatix Range manual or contact our presales department.

Swimming pool HP KSWP



Kaysun launches its new R32 KSWP heat pump, the ideal solution for heating swimming pools and extending their use throughout the year. With its Full Inverter components, it guarantees high performance and energy savings. The KSWP series, can be controlled through the APP and remotely through the IOT platform thanks to its built-in WiFi. Its compatibility with SmartGrid networks, guaranteeing that the KSWP series uses the greatest possible amount of clean energy from the network and stores electrical energy in the pool. Apart from multiple protection systems in terms of control and regulation, it has the Silence mode that allows the sound pressure to be lowered even up to 38 dB(A) at 1m.

Characteristics

- Full DC Inverter technology, with both the compressor and fans using inverter technology for maximum efficiency.
- Equipped with built-in WiFi connectivity for control via the NetHome Plus app.
- Integrated control in the unit for managing the product.
- Titanium heat exchanger to maximize durability.
- Silent mode reduces the sound pressure level at 1 meter to 38 dB(A).



SMART GRID READY | R-32 REFRIGERANT | COOLING AND HEATING | COMPATIBLE WITH AIRZONE | Wi-Fi | CONFIGURATION VIA USB PORT

Model		KSWP-70 DR8	KSWP-90 DR8	KSWP-120 DR8	KSWP-160 DR8	KSWP-200 DR8
› Set						
Heating capacity / Boost Mode (A27/HR80%, W28°C)	kW	7.16 (10.3)	9.15 (12.8)	12.5 (14.5)	16.00 (18.70)	18.80 (21.80)
Power absorbed / Boost mode (A27/HR80%, W28°C)	kW	0.95 (1.56)	1.35 (2.13)	1.79 (2.28)	2.67 (3.67)	3.62 (4.95)
COP / Boost Mode (A27/HR80%, W28°C)		7.50 (6.60)	6.80 (6.00)	7.00 (6.35)	6.00 (5.10)	5.20 (4.40)
Heating capacity / Boost Mode (A15/HR70%, W28°C)	kW	5.30 (7.30)	6.80 (9.30)	9.12 (10.5)	12.80 (15.00)	14.50 (17.00)
Power absorbed / Boost mode (A15/HR70%, W28°C)	kW	1.04 (1.56)	1.39 (2.09)	1.81 (2.28)	2.84 (3.95)	3.45 (4.72)
COP / Boost Mode (A15/HR70%, W28°C)		5.10 (4.69)	4.90 (4.45)	5.05 (4.60)	4.50 (3.80)	4.20 (3.60)
Cooling capacity (A35, W28°C)	kW	4.5	5.2	7	7.8	8.6
Power absorbed (A35, W28°C)	kW	1.13	1.55	1.75	2.6	3.31
EER (A35, W28°C)		3.98	3.35	4	3	2.6
Water outlet temperature; Heating min. / max.	°C	10 / 42	10 / 42	10 / 42	10 / 42	10 / 42
Water outlet temperature; Cooling min. / max.	°C	10 / 30	10 / 30	10 / 30	10 / 30	10 / 30
Width / Height / Depth	mm	988 / 712 / 426	988 / 712 / 426	988 / 712 / 426	988 / 712 / 426	988 / 712 / 426
Net weight	kg	46	46	50	53	53
Heating sound pressure / Silent mode (A27/RH80%, W28°C)	dB(A)	41 / 38	43 / 38	49 / 38	50 / 39	54 / 40
Chilling sound pressure / Silent mode (A35, W28°C)	dB(A)	43 / 39	45 / 40	48 / 40	51 / 42	52 / 43
Power supply	V/ph/Hz	220-240 / 1 / 50	220-240 / 1 / 50	220-240 / 1 / 50	220-240 / 1 / 50	220-240 / 1 / 50
Max. intensity	A	10.5	11	12	18	23
Circuit breaker	A	D20	D20	D20	D20	D32
Type of refrigerant		R-32	R-32	R-32	R-32	R-32
GWP		675	675	675	675	675
Refrigerant charge	kg	5.5	5.5	7.5	7.8	7.8
t CO_2eq	tCO_2	0.37	0.37	0.51	0.53	0.53
Water pipe connections	inch	2"	2"	2"	2"	2"
Water flow rated	m^3/h	3.10	3.90	5.40	6.90	8.30
Exchanger pressure drop	kPa	4.60	7.30	13.80	23.00	33.00
› Working range						
Outdoor ambient temperature for heating min. / max.	°C	-7 / 43	-7 / 43	-7 / 43	-7 / 43	-7 / 43
Outdoor ambient temperature for cooling min. / max.	°C	15 / 43	15 / 43	15 / 43	15 / 43	15 / 43
Swimming pool volume	m^3	<35	<45	<60	<80	<100
Leaving water temperature; min. / max. heating	°C	/ 42	/ 42	/ 42	/ 42	/ 42
Leaving water temperature; min. / max. cooling	°C	10 /	10 /	10 /	10 /	10 /

The above data test reference standard EN14511; EN50564:2011; 12102:2011; OJ 2014/C 207/02:2014

References | Key Installations

Aquatix is a more sustainable solution than the traditional hot water boiler, with better energy efficiency and a quicker and more simple installation process. Energy savings and efficiency set this range apart.



1



2

1. **Institution St. Louis** *(School)*: France, Renovation, KHP 72 ACS + G1, 6.5 kW
2. **Frigicoll** *(Central Offices)*: Sant Just Desvern (Barcelona, Spain), New construction, Aquantia, 6 kW


3



4



5

3. **Jardines de Lorca** *(Hotel)*: Murcia (Spain), New construction, AIR-WATER, 260 kW
4. **Iteve** *(Business Centre)*: Badajoz (Extremadura, Spain), Renovation, Compak KHP, 245 kW
5. **Ruber Hospital** *(Public Building)*: Madrid (Spain), Renovation, AIR-WATER, 130 kW



6



7

6. **Synergym** *(Gym)*: GYM (Spain), Renovation, 5 KHP 35 300 ACS1, 18 kW
7. **On Hotels Oceanfront** *(Hotel)*: Matalascañas (Spain), Renovation, 2 KHP 420 ACS1, 80 kW



8



9

8. **Rafa Nadal International Centre** *(Public Building)*: Balearic Islands (Spain), New construction, Aquatix Systems, 7 kW
9. **Quirón Hospital** *(Public Building)*: Torrevieja (Spain), New construction, AIR-WATER, 65 kW





Commercial Range

Zen

Ducts	**110**
Cassette 600x600	**114**
Superslim Cassette 840x840	**116**
Floor/Ceiling	**120**
Floor Standing	**124**
AHUKZ LCAC	**126**
Twins/Triple/Double Twins	**128**
Compatible controls and accessories	**132**
References	**134**

Zen | Commercial Range



The Kaysun R-32 commercial range includes axial outdoor units, in addition to several types of indoor units. The Kaysun outdoor units are compact, robust machines that require little space for installation. They can be used with up to 75 metres of refrigerant piping and a height difference of 30 metres, in accordance with capacity.

FULL DC INVERTER

The exclusive Kaysun GENIUS CORE algorithm provides the system with complete stability. Using the Alpha chip, the compressor, PWM module and DC motors in the unit work in an optimum way, adapting to the real demand and preventing losses of energy.

The dynamic adjustment of the electrical power guarantees constant equilibrium for the system, meaning the Kaysun units maintain powerful, efficient, stable performance even when operating for long periods.

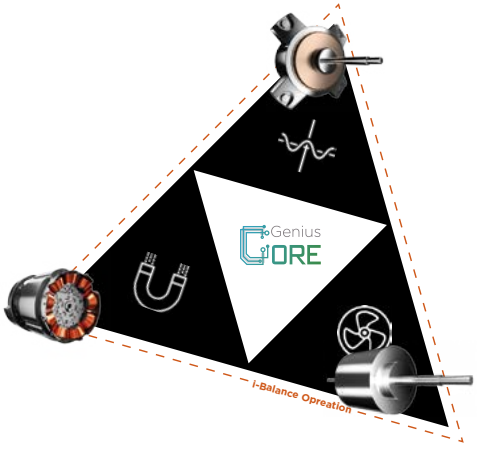



NETHOME PLUS

All WiFi compatible indoor units allow remote control through Kaysun's NetHome Plus App. The app offers configure and automate based on dates, weather, location change or device status with the ability to perform voice control via Alexa and Google Home.



DUCTS

The range of Ducts offers high performance and adapts to different installation needs. It is worth highlighting its small size, the high available static pressure of up to 200Pa and the possibility of being installed both horizontally and vertically in models of capacity higher than 5.2kW.

Kaysun technology, leading technology

BIONIC FAN

Based on natural shapes and bionic principles, the design of the fan blades effectively reduces both noise and airflow resistance. In conjunction with optimised air ducting, it provides the same volume of airflow while consuming 30% less energy.



Other fans

V-PAM (VECTOR + I-PAM) INVERTER CONTROL

The V-PAM inverter control reduces the effects of magnetic flux and increases the maximum velocity and efficiency of the compressor through vector control technology.

TWIN-ROTARY COMPRESSOR

The Twin-Rotary compressor with 180° rotation system and symmetrical balance ensures low levels of vibration and noise thanks to the low torque.

GOLDEN FIN TREATMENT

The batteries in indoor and outdoor units have Golden Fin anti-corrosion treatment as standard. This treatment allows them to enjoy unprecedented duration.

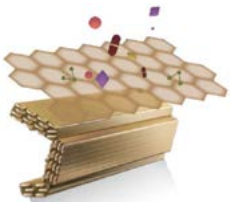

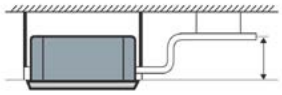

CONDENSATION PUMP INCLUDED

All equipment, apart from the floor/ceiling units, have a condensation pump of 1000 mm.



UNITS WITH R-32

R-32 has an atmospheric warming potential of 675, less than that for R-410A, is more economical and is between 2 and 9% more efficient with a lower charging volume.



TWINS

Within the range it is possible to install TWIN-type units, meaning the installation of two, three or four indoor units which provide greater distribution of air while improving climate control, in conjunction with a single outdoor unit.

Ducts





The Kaysun range for ducts is an excellent solution for places where it is necessary to distribute the air in a balanced way. They automatically adjust the static pressure and can be installed vertically to adapt to any area.



Characteristics

- Full DC Inverter technology, with both the compressor and fans using inverter technology for maximum efficiency.
- Reduced dimensions to be installed anywhere.
- Multi-position models, horizontal/vertical from 5,2kW included.
- Static pressure of up to 200 Pa in the higher capacity models.
- Automatic pressure adjustment for better adaptation to the installation.
- Wired control included as standard.
- WiFi control via the NetHomePlus app included as standard.
- Reduced noise level to maximize user comfort.



KCT-04.1 SPSWF
Standard

FOR "COMPATIBLE CONTROLS AND ACCESSORIES" SEE PAGE 132



Set Model		KPDA-26 DVR15	KPDA-35 DVR15	KPDA-52 DVR15
› Set				
Cooling capacity rated	kW	2.63	3.52	5.28
Cooling capacity min. / max.	kW	0.35 / 3.07	0.52 / 3.99	1.31 / 6.15
Heating capacity rated	kW	3.07	3.81	6.01
Heating capacity min. / max.	kW	0.90 / 3.51	0.99 / 4.39	1.49 / 6.30
Heating capacity rated at -7°C	kW	2.50	2.84	4.12
Cooling input rated	W	800	1080	1590
Cooling input min. / max.	W	145 / 1100	155 / 1373	360 / 2130
Heating input rated	W	1000	1038	1615
Heating input min. / max.	W	300 / 1300	302 / 1390	500 / 1850
Heating input rated at -7°C	W	1077.59	1371.98	1709.54
EER		3.29 -	3.26 -	3.32 -
COP		3.07 -	3.67 -	3.72 -
COP at -7°C		2.32	2.07	2.41
SEER		6.3 - A++	6.3 - A++	6.5 - A++
SCOP		4.1 - A+	4.1 - A+	4.1 - A+
› Indoor unit		**KPD-26 DR15**	**KPD-35 DR15**	**KPD-52 DR15**
Power supply	V/ph/Hz	With communication	With communication	With communication
Communication wiring	mm^2	4x1	4x1	4x1
Width / Height / Depth	mm	700 / 200 / 506	700 / 200 / 506	700 / 245 / 750
Net weight	kg	18	18	24.4
Air flow low / medium / high	m^3/h	450 / 540 / 620	470 / 570 / 660	650 / 780 / 900
Air outlet width/height	mm	537/152	537/152	527/178
Sound pressure	dB(A)	/ 29 / 31/ 34	/ 30 / 32/ 34	/ 34 / 31/ 36.5
Sound power level	dB(A)	55	56	53
Max. pressure available	Pa	80	100	160
› Outdoor unit		**KUE-26 DVR14**	**KUE-35 DVR13**	**KUE-52 DVR13**
Power supply	V/ph/Hz	220-240/1/50	220-240/1/50	220-240/1/50
Power wiring	mm^2	(2+T)x1.5	(2+T)x1.5	(2+T)x1.5
Circuit breaker		D20	D20	D20
Width / Height / Depth	mm	765 / 555 / 303	765 / 555 / 303	805 / 554 / 330
Net weight	kg	24.6	26.6	32.5
Air flow	m^3/h	2000	2000	2100
Sound pressure	dB(A)	54	54	59
Sound power level	dB(A)	61	61	62
› Refrigerant				
Type refrigerant		R-32	R-32	R-32
GWP		675	675	675
Refrigerant charge	kg	0.65	0.71	1.15
t CO_2eq	tCO_2	0.44	0.48	0.78
Pre-charge meters	m	5	5	5
Supplementary charge	kg/m	0.012	0.012	0.012
Liquid / Gas pipe diameter	inch	1/4" / 3/8"	1/4" / 3/8"	1/4" / 1/2"
Piping total length	m	25	25	30
Vertical piping max. length	m	10	10	20
› Working range				
Outdoor ambient temperature for heating min. / max.	°C	-15 / 24	-15 / 24	-15 / 24
Outdoor ambient temperature for cooling min. / max.	°C	-15 / 50	-15 / 50	-15 / 50

Cooling and heating capacity. Cooling and heating input. Energy efficiency: Data for standard conditions. The actual operation conditions depend on the place in which the equipment has been installed and the use made of it. **Sound pressure:** Measurement of the sound pressure is taken using a semi-anechoic chamber at a distance of 1 m from the machine.**Power wiring:** The power wiring is up to 10 m approximately. It must be calculated more precisely for each installation.**Supplementary charge:** The initial factory charge of the machines is valid for the first 5 m (liquid line). For greater distances, a supplementary charge is required, in accordance with the formula 0.012 kg/m × (L-5) in the liquid line is 1/4". For greater diameters, use 0.024 kg/m × (L-5).**Compatible controllers:** The units can integrate one of the controllers from the table or the one recommended by Kaysun. For further information regarding compatibility, see the chapter on Controllers.**NOTE:** Before installing these units, current legislation regarding refrigerant gases must be consulted.

Ducts

Set Model		KPDA-71 DVR15	KPDA-90 DVR15	KPDA-105 DVR15	KPDA-105 DTR15
> Set					
Cooling capacity rated	kW	7.03	8.79	10.55	10.55
Cooling capacity min. / max.	kW	3.22 / 7.91	2.22 / 9.50	2.75 / 11.14	2.75 / 11.14
Heating capacity rated	kW	7.62	9.38	11.73	11.73
Heating capacity min. / max.	kW	2.78 / 8.56	2.69 / 9.79	2.78 / 12.78	2.78 / 12.84
Heating capacity rated at -7°C	kW	6.41	6.88	8.86	8.51
Cooling input rated	W	2280	2800	3950	4000
Cooling input min. / max.	W	750 / 2860	190 / 3400	900 / 4150	890 / 4200
Heating input rated	W	2000	2400	3250	3250
Heating input min. / max.	W	640 / 2500	430 / 2600	800 / 3950	780 / 4000
Heating input rated at -7°C	W	2836.28	2991.3	3973.09	3868.18
EER		3.08 -	3.14 -	2.67 -	2.64 -
COP		3.81 -	3.91 -	3.61 -	3.61 -
COP at -7°C		2.26	2.30	2.23	2.20
SEER		6.5 - A++	6.3 - A++	6.2 - A++	6.1 - A++
SCOP		4.2 - A+	4.1 - A+	4.1 - A+	4.1 - A+
> Indoor unit		**KPD-71 DR15**	**KPD-90 DR15**	**KPD-105 DR15**	**KPD-105 DR15**
Power supply	V/ph/Hz	With communication	With communication	With communication	With communication
Communication wiring	mm^2	4x1	4x1	4x1	4x1
Width / Height / Depth	mm	1000 / 245 / 750	1000 / 245 / 750	1200 / 245 / 750	1200 / 245 / 750
Net weight	kg	31.8	32.7	38.4	38.4
Air flow low / medium / high	m^3/h	700 / 1000 / 1200	900 / 1200 / 1500	1100 / 1400 / 1700	1100 / 1400 / 1700
Air outlet width/height	mm	827/178	827/178	1027/178	1027/178
Sound pressure	dB(A)	/ 31 / 32.5/ 33.5	/ 35 / 37/ 39	/ 33 / 36/ 38	/ 34 / 37/ 40
Sound power level	dB(A)	56	58	60	60
Max. pressure available	Pa	160	160	160	160
> Outdoor unit		**KUE-71 DVR14**	**KUE-90 DVR14**	**KUE-105 DVR13**	**KUE-105 DTR13**
Power supply	V/ph/Hz	220-240/1/50	220-240/1/50	220-240/1/50	380-415/3/50
Power wiring	mm^2	(2+T)x2.5	(2+T)x2.5	(2+T)x4	(4+T)x2.5
Circuit breaker		D20	D30	D30	D20
Width / Height / Depth	mm	890 / 673 / 342	946 / 810 / 410	946 / 810 / 410	946 / 810 / 410
Net weight	kg	41.9	51	66.9	80.5
Air flow	m^3/h	3500	3800	4000	4000
Sound pressure	dB(A)	60	63	63	63
Sound power level	dB(A)	69	70	70	70
> Refrigerant					
Type refrigerant		R-32	R-32	R-32	R-32
GWP		675	675	675	675
Refrigerant charge	kg	1.4	1.8	2.4	2.4
t CO_2eq	tCO_2	0.95	1.22	1.62	1.62
Pre-charge meters	m	5	5	5	5
Supplementary charge	kg/m	0.024	0.024	0.024	0.024
Liquid / Gas pipe diameter	inch	3/8" / 5/8"	3/8" / 5/8"	3/8" / 5/8"	3/8" / 5/8"
Piping total length	m	50	50	75	75
Vertical piping max. length	m	25	25	30	30
> Working range					
Outdoor ambient temperature for heating min. / max.	°C	-15 / 24	-15 / 24	-15 / 24	-15 / 24
Outdoor ambient temperature for cooling min. / max.	°C	-15 / 50	-15 / 50	-15 / 50	-15 / 50

Cooling and heating capacity. Cooling and heating input. Energy efficiency: Data for standard conditions. The actual operation conditions depend on the place in which the equipment has been installed and the use made of it. **Sound pressure:** Measurement of the sound pressure is taken using a semi-anechoic chamber at a distance of 1 m from the machine.**Power wiring:** The power wiring is up to 10 m approximately. It must be calculated more precisely for each installation.**Supplementary charge:** The initial factory charge of the machines is valid for the first 5 m (liquid line). For greater distances, a supplementary charge is required, in accordance with the formula 0.012 kg/m × (L-5) in the liquid line is 1/4". For greater diameters, use 0.024 kg/m × (L-5).**Compatible controllers:** The units can integrate one of the controllers from the table or the one recommended by Kaysun. For further information regarding compatibility, see the chapter on Controllers.**NOTE:** Before installing these units, current legislation regarding refrigerant gases must be consulted.



Set Model		KPDA-125 DVR15	KPDA-140 DVR15	KPDA-140 DTR15	KPDA-160 DTR15
› Set					
Cooling capacity rated	kW	12.02	14.07	14.07	15.24
Cooling capacity min. / max.	kW	2.93 / 12.31	3.51 / 15.83	3.51 / 15.83	4.10 / 17.30
Heating capacity rated	kW	13.48	16.12	16.12	17.59
Heating capacity min. / max.	kW	3.37 / 14.07	4.10 / 17.59	4.10 / 17.59	4.39 / 20.52
Heating capacity rated at -7°C	kW	9.14	12.51	12.91	13.26
Cooling input rated	W	4200	4800	4800	5250
Cooling input min. / max.	W	680 / 4500	810 / 6450	810 / 6450	1030 / 6650
Heating input rated	W	3450	4600	4600	5150
Heating input min. / max.	W	750 / 4100	950 / 5800	950 / 5800	950 / 6600
Heating input rated at -7°C	W	4080.36	5738.53	5662.28	5618.64
EER		2.86 -	2.93 -	2.93 -	2.90 -
COP		3.91 -	3.50 -	3.50 -	3.42 -
COP at -7°C		2.24	2.18	2.28	2.36
SEER		6.1 - A++	6.1 - A++	6.1 - A++	6.1 - A++
SCOP		4.0 - A+	4.0 - A+	4.0 - A+	4.0 - A+
› Indoor unit		**KPD-125 DR15**	**KPD-140 DR15**	**KPD-140 DR15**	**KPD-160 DR15**
Power supply	V/ph/Hz	With communication	With communication	With communication	With communication
Communication wiring	mm^2	4x1	4x1	4x1	4x1
Width / Height / Depth	mm	1200 / 245 / 750	1200 / 245 / 750	1200 / 245 / 750	1200 / 300 / 750
Net weight	kg	40.4	40.4	40.4	47.4
Air flow low / medium / high	m^3/h	1300 / 1700 / 2000	1300 / 1700 / 2000	1300 / 1700 / 2000	1500 / 1900 / 2200
Air outlet width/height	mm	1027/178	1027/233	1027/233	1223/320
Sound pressure	dB(A)	/ 36 / 37.5/ 39	/ 40 / 42/ 44	/ 40 / 42/ 44	/ 41.5 / 43/ 44.5
Sound power level	dB(A)	65	65	65	66
Max. pressure available	Pa	160	200	200	200
› Outdoor unit		**KUE-125 DVR13**	**KUE-140 DVR14**	**KUE-140 DTR14**	**KUE-160 DTR14**
Power supply	V/ph/Hz	220-240/1/50	220-240/1/50	380-415/3/50	380-415/3/50
Power wiring	mm^2	(2+T)x4	(2+T)x4	(4+T)x2.5	(4+T)x4
Circuit breaker		D40	D40	D25	D25
Width / Height / Depth	mm	946 / 810 / 410	980 / 975 / 375	980 / 975 / 375	980 / 975 / 375
Net weight	kg	71.0	82.5	90.0	92.0
Air flow	m^3/h	4000	5600	5600	5600
Sound pressure	dB(A)	63	64.5	64.5	65
Sound power level	dB(A)	73	73	73	74
› Refrigerant					
Type refrigerant		R-32	R-32	R-32	R-32
GWP		675	675	675	675
Refrigerant charge	kg	2.8	2.9	2.9	3.2
t CO_2eq	tCO_2	1.89	1.96	1.96	2.16
Pre-charge meters	m	5	5	5	5
Supplementary charge	kg/m	0.024	0.024	0.024	0.024
Liquid / Gas pipe diameter	inch	3/8" / 5/8"	3/8" / 5/8"	3/8" / 5/8"	3/8" / 5/8"
Piping total length	m	75	75	75	75
Vertical piping max. length	m	30	30	30	30
› Working range					
Outdoor ambient temperature for heating min. / max.	°C	-15 / 24	-15 / 24	-15 / 24	-15 / 24
Outdoor ambient temperature for cooling min. / max.	°C	-15 / 50	-15 / 50	-15 / 50	-15 / 50

Cooling and heating capacity. Cooling and heating input. Energy efficiency: Data for standard conditions. The actual operation conditions depend on the place in which the equipment has been installed and the use made of it. **Sound pressure:** Measurement of the sound pressure is taken using a semi-anechoic chamber at a distance of 1 m from the machine.**Power wiring:** The power wiring is up to 10 m approximately. It must be calculated more precisely for each installation.**Supplementary charge:** The initial factory charge of the machines is valid for the first 5 m (liquid line). For greater distances, a supplementary charge is required, in accordance with the formula 0.012 kg/m × (L-5) in the liquid line is 1/4". For greater diameters, use 0.024 kg/m × (L-5).**Compatible controllers:** The units can integrate one of the controllers from the table or the one recommended by Kaysun. For further information regarding compatibility, see the chapter on Controllers.**NOTE:** Before installing these units, current legislation regarding refrigerant gases must be consulted.

Cassette 600x600



The Kaysun 600x600 cassette fits perfectly within any ceiling thanks to its 600x600 dimensions. The panel provides 360° airflow in order to achieve uniform air distribution, thanks to its low-consumption DC Inverter fan.



Characteristics

- Full DC Inverter technology, both the compressor and fans use inverter technology for maximum efficiency.
- 360° climate control thanks to the integrated diffusion system for maximum comfort.
- Individual louver control through the supplied remote.
- Possibility of WiFi control via the wired control.
- Integrated condensate pump capable of lifting water up to 1000 mm.
- Prepared for the supply of outside air for the renewal of the room air.



KID-06 S
Standard

FOR "COMPATIBLE CONTROLS AND ACCESSORIES" SEE PAGE 132



Set Model		KCIA-26 DVR15	KCIA-35 DVR15	KCIA-52 DVR15
› Set				
Cooling capacity rated	kW	2.63	3.52	5.28
Cooling capacity min. / max.	kW	0.35 / 3.07	0.85 / 4.16	2.9 / 5.59
Heating capacity rated	kW	3.07	3.81	5.57
Heating capacity min. / max.	kW	0.90 / 3.51	0.47 / 4.34	2.37 / 6.1
Heating capacity rated at -7°C	kW	2.30	2.83	4.02
Cooling input rated	W	800	1015	1550
Cooling input min. / max.	W	145 / 1100	160 / 1450	720 / 2040
Heating input rated	W	1000	1020	1560
Heating input min. / max.	W	300 / 1300	125 / 1390	700 / 1950
Heating input rated at -7°C	W	1040.72	1341.23	1703.39
EER		3.29 -	3.47 -	3.41 -
COP		3.07 -	3.73 -	3.57 -
COP at -7°C		2.21	2.11	2.36
SEER		6.3 - A++	6.8 - A++	6.5 - A++
SCOP		4.1 - A+	4.1 - A+	4.1 - A+
› Indoor unit		**KCI-26 DR15**	**KCI-35 DR15**	**KCI-52 DR15**
Power supply	V/ph/Hz	With communication	With communication	With communication
Communication wiring	mm^2	4x1	4x1	4x1
Width / Height / Depth	mm	570 / 245 / 570	570 / 245 / 570	570 / 245 / 570
Net weight	kg	16.2	16.2	16.2
Air flow low / medium / high	m^3/h	330 / 520 / 620	330 / 520 / 620	300 / 540 / 660
Sound pressure	dB(A)	25.5 / 31.5 / 38.5/ 42	25.5 / 31.5 / 38.5/ 42	25 / 31.5 / 41/ 44
Sound power level	dB(A)	55	55	59
Panel; Model		KPA-03B 600x600	KPA-03B 600x600	KPA-03B 600x600
Panel; Width / Height / Depth	mm	620 / 50 / 620	620 / 50 / 620	620 / 50 / 620
Panel; Net weight	kg	2.7	2.7	2.7
› Outdoor unit		**KUE-26 DVR14**	**KUE-35 DVR13**	**KUE-52 DVR13**
Power supply	V/ph/Hz	220-240/1/50	220-240/1/50	220-240/1/50
Power wiring	mm^2	(2+T)x1,5	(2+T)x1,5	(2+T)x1,5
Circuit breaker		D20	D20	D20
Width / Height / Depth	mm	765 / 555 / 303	765 / 555 / 303	805 / 554 / 303
Net weight	kg	26.6	26.6	32.5
Air flow	m^3/h	2000	2000	2100
Sound pressure	dB(A)	54	54	59
Sound power level	dB(A)	61	61	62
› Refrigerant				
Type refrigerant		R-32	R-32	R-32
GWP		675	675	675
Refrigerant charge	kg	0.65	0.71	1.15
t CO_2eq	tCO_2	0.44	0.48	0.78
Pre-charge meters	m	5	5	5
Supplementary charge	kg/m	0.012	0.012	0.012
Liquid / Gas pipe diameter	inch	1/4" / 3/8"	1/4" / 3/8"	1/4" / 1/2"
Piping total length	m	25	25	25
Vertical piping max. length	m	10	10	10
› Working range				
Outdoor ambient temperature for heating min. / max.	°C	-15 / 24	-15 / 24	-15 / 24
Outdoor ambient temperature for cooling min. / max.	°C	-15 / 50	-15 / 50	-15 / 50

Provisional data

Cooling and heating capacity. Cooling and heating input. Energy efficiency: Data for standard conditions. The actual operation conditions depend on the place in which the equipment has been installed and the use made of it. **Sound pressure:** Measurement of the sound pressure is taken using a semi-anechoic chamber at a distance of 1 m from the machine.**Power wiring:** The power wiring is up to 10 m approximately. It must be calculated more precisely for each installation.**Supplementary charge:** The initial factory charge of the machines is valid for the first 5 m (liquid line). For greater distances, a supplementary charge is required, in accordance with the formula 0.012 kg/m × (L-5) in the liquid line is 1/4". For greater diameters, use 0.024 kg/m × (L-5).**Compatible controllers:** The units can integrate one of the controllers from the table or the one recommended by Kaysun. For further information regarding compatibility, see the chapter on Controllers.**NOTE:** Before installing these units, current legislation regarding refrigerant gases must be consulted.

Superslim Cassette 840x840





The Kaysun low profile Cassette SuperSlim 840x840 units with 360° airflow achieve uniform, rapid climate control which reaches every corner of the room thanks to their DC Inverter fans.



Characteristics

- Full DC Inverter technology, with both the compressor and fans using inverter technology for maximum efficiency
- 360° climate control enabled by the integrated diffusion system for maximum comfort
- Individual blade control via the supplied remote
- Possibility of WiFi control via the wired remote or the K04 WIFI LCAC accessory
- Integrated condensate pump capable of lifting water up to 1000 mm



KID-06 S
Standard

FOR "COMPATIBLE CONTROLS AND ACCESSORIES" SEE PAGE 132



Set model		KCISA-71 DVR15	KCISA-90 DVR15
› Set			
Cooling capacity rated	kW	7.03	8.79
Cooling capacity min. / max.	kW	3.3 / 7.91	2.23 / 9.38
Heating capacity rated	kW	7.52	9.38
Heating capacity min. / max.	kW	2.79 / 8.50	2.7 / 9.73
Heating capacity rated at -7°C	kW	6.37	6.81
Cooling input rated	W	2320	2750
Cooling input min. / max.	W	780 / 2750	190 / 3000
Heating input rated	W	1900	2450
Heating input min. / max.	W	610 / 2300	430 / 2550
Heating input rated at -7°C	W	2665.27	2757.09
EER		2.88 -	3.2 -
COP		4.10 -	4 -
COP at -7°C		2.39	2.47
SEER		6.3 - A++	6.6 - A++
SCOP		4.1 - A+	4.2 - A+
› Indoor unit		**KCIS-71 DR14**	**KCIS-90 DR14**
Power supply	V/ph/Hz	With communication	With communication
Communication wiring	mm^2	4x1	4x1
Width / Height / Depth	mm	830 / 205 / 830	830 / 245 / 830
Net weight	kg	21.6	24.6
Air flow low / medium / high	m^3/h	992 / 1118 / 1247	1300 / 1530 / 1700
Sound pressure	dB(A)	/ 42 / 47.5/ 50	/ 46 / 48/ 50.5
Sound power level	dB(A)	59	63
Panel; Model		LCAC KPA4-04B 840x840	LCAC KPA4-04B 840x840
Panel; Width / Height / Depth	mm	950 / 55 / 950	950 / 55 / 950
Panel; Net weight	kg	6	6
› Outdoor unit		**KUE-71 DVR14**	**KUE-90 DVR14**
Power supply	V/ph/Hz	220-240/1/50	220-240/1/50
Power wiring	mm^2	(2+T)x2,5	(2+T)x2,5
Circuit breaker		D20	D30
Width / Height / Depth	mm	890 / 673 / 342	946 / 810 / 410
Net weight	kg	41.9	51
Air flow	m^3/h	3500	3800
Sound pressure	dB(A)	60	62
Sound power level	dB(A)	68	70
› Refrigerant			
Type refrigerant		R-32	R-32
GWP		675	675
Refrigerant charge	kg	1.9	2
t CO_2eq	tCO_2	1.28	1.35
Pre-charge meters	m	5	5
Supplementary charge	kg/m	0.024	0.024
Liquid / Gas pipe diameter	inch	3/8" / 5/8"	3/8" / 5/8"
Piping total length	m	50	50
Vertical piping max. length	m	25	25
› Working range			
Outdoor ambient temperature for heating min. / max.	°C	-15 / 24	-15 / 24
Outdoor ambient temperature for cooling min. / max.	°C	-15 / 50	-15 / 50

Cooling and heating capacity. Cooling and heating input. Energy efficiency: Data for standard conditions. The actual operation conditions depend on the place in which the equipment has been installed and the use made of it. **Sound pressure:** Measurement of the sound pressure is taken using a semi-anechoic chamber at a distance of 1 m from the machine.**Power wiring:** The power wiring is up to 10 m approximately. It must be calculated more precisely for each installation.**Supplementary charge:** The initial factory charge of the machines is valid for the first 5 m (liquid line). For greater distances, a supplementary charge is required, in accordance with the formula 0.012 kg/m × (L-5) in the liquid line is 1/4". For greater diameters, use 0.024 kg/m × (L-5).**Compatible controllers:** The units can integrate one of the controllers from the table or the one recommended by Kaysun. For further information regarding compatibility, see the chapter on Controllers.**NOTE:** Before installing these units, current legislation regarding refrigerant gases must be consulted.

Superslim Cassette 840x840

Set Model		KCISA-105 DVR14	KCISA-105 DTR14	KCISA-125 DVR14
> Set				
Cooling capacity rated	kW	10.55	10.55	12.02
Cooling capacity min. / max.	kW	2.7 / 11.43	2.7 / 11.43	2.93 / 12.31
Heating capacity rated	kW	11.14	11.14	13.48
Heating capacity min. / max.	kW	2.78 / 12.66	2.78 / 12.66	3.37 / 14.07
Heating capacity rated at -7°C	kW	7.52	7.08	8.41
Cooling input rated	W	4000	4000	4200
Cooling input min. / max.	W	890 / 4150	890 / 4150	680 / 4350
Heating input rated	W	3000	3000	3700
Heating input min. / max.	W	780 / 4000	780 / 4000	750 / 4250
Heating input rated at -7°C	W	2892.31	2671.7	3173.58
EER		2.65 -	2.65 -	2.85 -
COP		3.68 -	3.68 -	3.6 -
COP at -7°C		2.6	2.65	2.65
SEER		6.7 - A++	6.3 - A++	6.1 - A++
SCOP		4.0 - A+	3.9 - A+	4.0 - A+
> Indoor unit		**KCIS-105 DR14**	**KCIS-105 DR14**	**KCIS-125 DR14**
Power supply	V/ph/Hz	With communication	With communication	With communication
Communication wiring	mm^2	4x1	4x1	4x1
Width / Height / Depth	mm	830 / 245 / 830	830 / 245 / 830	830 / 287 / 830
Net weight	kg	27.2	27.2	29.3
Air flow low / medium / high	m^3/h	1300 / 1530 / 1700	1300 / 1530 / 1700	1600 / 1750 / 1900
Sound pressure	dB(A)	/ 46 / 49/ 51	/ 46 / 49/ 51	/ 47.5 / 50/ 52.5
Sound power level	dB(A)	64	64	66
Panel; Model		LCAC KPA4-04B 840x840	LCAC KPA4-04B 840x840	LCAC KPA4-04B 840x840
Panel; Width / Height / Depth	mm	950 / 55 / 950	950 / 55 / 950	950 / 55 / 950
Panel; Net weight	kg	6	6	6
> Outdoor unit		**KUE-105 DVR13**	**KUE-105 DTR13**	**KUE-125 DVR13**
Power supply	V/ph/Hz	220-240/1/50	380-415/3/50	220-240/1/50
Power wiring	mm^2	(2+T)x4	(4+T)x2,5	(2+T)x4
Circuit breaker		D30	D20	D40
Width / Height / Depth	mm	946 / 810 / 410	946 / 810 / 410	946 / 810 / 410
Net weight	kg	66.9	80.5	71.0
Air flow	m^3/h	4000	4000	4000
Sound pressure	dB(A)	63	63	63
Sound power level	dB(A)	70	70	72
> Refrigerant				
Type refrigerant		R-32	R-32	R-32
GWP		675	675	675
Refrigerant charge	kg	2.4	2.4	2.8
t CO_2eq	tCO_2	1.62	1.62	1.89
Pre-charge meters	m	5	5	5
Supplementary charge	kg/m	0.024	0.024	0.024
Liquid / Gas pipe diameter	inch	3/8" / 5/8"	3/8" / 5/8"	3/8" / 5/8"
Piping total length	m	75	75	75
Vertical piping max. length	m	30	30	30
> Working range				
Outdoor ambient temperature for heating min. / max.	°C	-15 / 24	-15 / 24	-15 / 24
Outdoor ambient temperature for cooling min. / max.	°C	-15 / 50	-15 / 50	-15 / 50

Cooling and heating capacity. Cooling and heating input. Energy efficiency: Data for standard conditions. The actual operation conditions depend on the place in which the equipment has been installed and the use made of it. **Sound pressure:** Measurement of the sound pressure is taken using a semi-anechoic chamber at a distance of 1 m from the machine.**Power wiring:** The power wiring is up to 10 m approximately. It must be calculated more precisely for each installation.**Supplementary charge:** The initial factory charge of the machines is valid for the first 5 m (liquid line). For greater distances, a supplementary charge is required, in accordance with the formula 0.012 kg/m × (L-5) in the liquid line is 1/4". For greater diameters, use 0.024 kg/m × (L-5).**Compatible controllers:** The units can integrate one of the controllers from the table or the one recommended by Kaysun. For further information regarding compatibility, see the chapter on Controllers.**NOTE:** Before installing these units, current legislation regarding refrigerant gases must be consulted.



Set Model		KCISA-140 DVR15	KCISA-140 DTR15	KCISA-160 DTR15
› Set				
Cooling capacity rated	kW	14.07	14.07	15.24
Cooling capacity min. / max.	kW	3.52 / 15.83	3.52 / 15.83	4.10 / 16.12
Heating capacity rated	kW	16.12	16.12	18.17
Heating capacity min. / max.	kW	4.10 / 17.00	4.20 / 17.29	4.40 / 19.05
Heating capacity rated at -7°C	kW	12.46	12.50	12.39
Cooling input rated	W	4850	4980	5700
Cooling input min. / max.	W	810 / 5700	810 / 6350	1000 / 6250
Heating input rated	W	4500	4580	5700
Heating input min. / max.	W	910 / 5800	900 / 5500	1020 / 6350
Heating input rated at -7°C	W	5663.64	5924.17	5844.34
EER		3.03 -	3.03 -	2.95 -
COP		3.5 -	3.5 -	3.22 -
COP at -7°C		2.20	2.11	2.12
SEER		6.1 - A++	6.1 - A++	6.1 - A++
SCOP		4.0 - A+	4.0 - A+	4.0 - A+
› Indoor unit		**KCIS-140 DR14**	**KCIS-140 DR14**	**KCIS-160 DR14**
Power supply	V/ph/Hz	With communication	With communication	With communication
Communication wiring	mm^2	4x1	4x1	4x1
Width / Height / Depth	mm	830 / 287 / 830	830 / 287 / 830	830 / 287 / 830
Net weight	kg	29.3	29.3	29.3
Air flow low / medium / high	m^3/h	1600 / 1750 / 1900	1600 / 1750 / 1900	1650 / 1850 / 2000
Sound pressure	dB(A)	/ 48 / 50.5/ 52.5	/ 48 / 50.5/ 52.5	/ 49.5 / 52/ 54.5
Sound power level	dB(A)	66	66	66
Panel; Model		LCAC KPA4-04B 840x840	LCAC KPA4-04B 840x840	LCAC KPA4-04B 840x840
Panel; Width / Height / Depth	mm	950 / 55 / 950	950 / 55 / 950	950 / 55 / 950
Panel; Net weight	kg	6	6	6
› Outdoor unit		**KUE-140 DVR14**	**KUE-140 DTR14**	**KUE-160 DTR14**
Power supply	V/ph/Hz	220-240/1/50	380-415/3/50	380-415/3/50
Power wiring	mm^2	(2+T)x4	(4+T)x2,5	(4+T)x4
Circuit breaker		D40	D25	D25
Width / Height / Depth	mm	980 / 975 / 375	980 / 975 / 375	980 / 975 / 375
Net weight	kg	82.5	82.5	92.0
Air flow	m^3/h	5600	5600	5600
Sound pressure	dB(A)	64	64	65
Sound power level	dB(A)	73	73	75
› Refrigerant				
Type refrigerant		R-32	R-32	R-32
GWP		675	675	675
Refrigerant charge	kg	2.9	2.9	3
t CO_2eq	tCO_2	1.96	1.96	2.03
Pre-charge meters	m	5	5	5
Supplementary charge	kg/m	0.024	0.024	0.024
Liquid / Gas pipe diameter	inch	3/8" / 5/8"	3/8" / 5/8"	3/8" / 5/8"
Piping total length	m	75	75	75
Vertical piping max. length	m	30	30	30
› Working range				
Outdoor ambient temperature for heating min. / max.	°C	-15 / 24	-15 / 24	-15 / 24
Outdoor ambient temperature for cooling min. / max.	°C	-15 / 50	-15 / 50	-15 / 50

Cooling and heating capacity. Cooling and heating input. Energy efficiency: Data for standard conditions. The actual operation conditions depend on the place in which the equipment has been installed and the use made of it. **Sound pressure:** Measurement of the sound pressure is taken using a semi-anechoic chamber at a distance of 1 m from the machine.**Power wiring:** The power wiring is up to 10 m approximately. It must be calculated more precisely for each installation.**Supplementary charge:** The initial factory charge of the machines is valid for the first 5 m (liquid line). For greater distances, a supplementary charge is required, in accordance with the formula 0.012 kg/m × (L-5) in the liquid line is 1/4". For greater diameters, use 0.024 kg/m × (L-5).**Compatible controllers:** The units can integrate one of the controllers from the table or the one recommended by Kaysun. For further information regarding compatibility, see the chapter on Controllers.**NOTE:** Before installing these units, current legislation regarding refrigerant gases must be consulted.

Floor/Ceiling



Floor/Ceiling units complete the extensive Kaysun Zen R-32 range. They can be installed in vertical or horizontal position. Thanks to the Inverter fan on the indoor unit, sound and consumption levels remain as low as possible.

Characteristics

- Full DC Inverter technology, with both the compressor and fans using inverter technology for maximum efficiency.
- Versatile installation, as it can be mounted either on the floor or ceiling.
- Possibility of WiFi control through the wired control.
- Ease of maintenance due to easy access to all its components.





KID-06 S
Standard

FOR "COMPATIBLE CONTROLS AND ACCESSORIES" SEE PAGE 132



Set model		KPCA-52 DVR14	KPCA-71 DVR15	KPCA-105 DVR14
› Set				
Cooling capacity rated	kW	5.28	7.03	10.55
Cooling capacity min. / max.	kW	2.71 / 5.86	3.22 / 7.95	2.73 / 11.43
Heating capacity rated	kW	5.57	7.62	11.72
Heating capacity min. / max.	kW	2.42 / 6.3	2.72 / 8.50	2.78 / 12.78
Heating capacity rated at -7°C	kW	3.54	6.68	7.61
Cooling input rated	W	1450	2300	3900
Cooling input min. / max.	W	670 / 2027	750 / 2730	900 / 4250
Heating input rated	W	1500	1980	3350
Heating input min. / max.	W	540 / 1640	650 / 2940	800 / 3950
Heating input rated at -7°C	W	1229.17	2760.33	3044
EER		3.7 -	2.95 -	2.6 -
COP		3.75 -	4 -	3.6 -
COP at -7°C		2.88	2.42	2.5
SEER		6.2 - A++	6.1 - A++	6.2 - A++
SCOP		4.0 - A+	4.1 - A+	4.0 - A+
› Indoor unit		**KPC-52 DR14**	**KPC-71 DR14**	**KPC-105 DR14**
Power supply	V/ph/Hz	With communication	With communication	With communication
Communication wiring	mm^2	4x1	4x1	4x1
Width / Height / Depth	mm	1068 / 235 / 675	1068 / 235 / 675	1650 / 235 / 675
Net weight	kg	28	28	41.5
Air flow low / medium / high	m^3/h	723 / 839 / 958	853 / 1023 / 1192	1504 / 1728 / 2100
Sound pressure	dB(A)	/ 37 / 41/ 44	/ 43 / 47/ 51	/ 45 / 48/ 51.5
Sound power level	dB(A)	59	55	65
› Outdoor unit		**KUE-52 DVR13**	**KUE-71 DVR14**	**KUE-105 DVR13**
Power supply	V/ph/Hz	220-240/1/50	220-240/1/50	380-415/3/50
Power wiring	mm^2	(2+T)x1,5	(2+T)x2,5	(4+T)x2,5
Circuit breaker		D25	D32	D25
Width / Height / Depth	mm	805 / 554 / 330	890 / 673 / 342	946 / 810 / 410
Net weight	kg	32.5	41.9	80.5
Air flow	m^3/h	2100	3500	4000
Sound pressure	dB(A)	56	60	63
Sound power level	dB(A)	65	68	70
› Refrigerant				
Type refrigerant		R-32	R-32	R-32
GWP		675	675	675
Refrigerant charge	kg	1.15	1.5	2.4
t CO_2eq	tCO_2	0.78	1.01	1.62
Pre-charge meters	m	5	5	5
Supplementary charge	kg/m	0.012	0.024	0.024
Liquid / Gas pipe diameter	inch	1/4" / 1/2"	3/8" / 5/8"	3/8" / 5/8"
Piping total length	m	30	50	75
Vertical piping max. length	m	20	25	30
› Working range				
Outdoor ambient temperature for heating min. / max.	°C	-15 / 24	-15 / 24	-15 / 24
Outdoor ambient temperature for cooling min. / max.	°C	-15 / 50	-15 / 50	-15 / 50

Cooling and heating capacity. Cooling and heating input. Energy efficiency: Data for standard conditions. The actual operation conditions depend on the place in which the equipment has been installed and the use made of it. **Sound pressure:** Measurement of the sound pressure is taken using a semi-anechoic chamber at a distance of 1 m from the machine.**Power wiring:** The power wiring is up to 10 m approximately. It must be calculated more precisely for each installation.**Supplementary charge:** The initial factory charge of the machines is valid for the first 5 m (liquid line). For greater distances, a supplementary charge is required, in accordance with the formula 0.012 kg/m × (L-5) in the liquid line is 1/4". For greater diameters, use 0.024 kg/m × (L-5).**Compatible controllers:** The units can integrate one of the controllers from the table or the one recommended by Kaysun. For further information regarding compatibility, see the chapter on Controllers.**NOTE:** Before installing these units, current legislation regarding refrigerant gases must be consulted.

Floor/Ceiling

Set model		KPCA-105 DTR14	KPCA-140 DVR15
> Set			
Cooling capacity rated	kW	10.55	14.07
Cooling capacity min. / max.	kW	2.73 / 11.78	3.52 / 15.83
Heating capacity rated	kW	11.72	16.12
Heating capacity min. / max.	kW	2.81 / 12.78	4.10 / 17.30
Heating capacity rated at -7°C	kW	7.61	12.51
Cooling input rated	W	4000	5000
Cooling input min. / max.	W	890 / 4300	810 / 6350
Heating input rated	W	3350	4750
Heating input min. / max.	W	780 / 3950	910 / 6050
Heating input rated at -7°C	W	3044	5764.98
EER		2.6 -	2.83 -
COP		3.6 -	3.07 -
COP at -7°C		2.5	2.17
SEER		6.4 - A++	6.1 - A++
SCOP		4.1 - A+	4.0 - A+
> Indoor unit		**KPC-105 DR14**	**KPC-140 DR14**
Power supply	V/ph/Hz	With communication	With communication
Communication wiring	mm^2	4x1	4x1
Width / Height / Depth	mm	1650 / 235 / 675	1650 / 235 / 675
Net weight	kg	41.5	41.7
Air flow low / medium / high	m^3/h	1504 / 1728 / 1955	1600 / 1850 / 2200
Sound pressure	dB(A)	/ 45 / 47.5/ 51	/ 46 / 50/ 53
Sound power level	dB(A)	65	67
> Outdoor unit		**KUE-105 DTR13**	**KUE-140 DVR14**
Power supply	V/ph/Hz	220-240/1/50	220-240/1/50
Power wiring	mm^2	(2+T)x4	(2+T)x4
Circuit breaker		D50	D70
Width / Height / Depth	mm	946 / 810 / 410	980 / 975 / 375
Net weight	kg	66.9	82.5
Air flow	m^3/h	4000	5600
Sound pressure	dB(A)	62	64
Sound power level	dB(A)	70	73
> Refrigerant			
Type refrigerant		R-32	R-32
GWP		675	675
Refrigerant charge	kg	2	2.4
t CO_2eq	tCO_2	1.35	1.62
Pre-charge meters	m	5	5
Supplementary charge	kg/m	0.024	0.024
Liquid / Gas pipe diameter	inch	3/8" / 5/8"	3/8" / 5/8"
Piping total length	m	50	75
Vertical piping max. length	m	25	30
> Working range			
Outdoor ambient temperature for heating min. / max.	°C	-15 / 24	-15 / 24
Outdoor ambient temperature for cooling min. / max.	°C	-15 / 50	-15 / 50

Cooling and heating capacity. Cooling and heating input. Energy efficiency: Data for standard conditions. The actual operation conditions depend on the place in which the equipment has been installed and the use made of it. **Sound pressure:** Measurement of the sound pressure is taken using a semi-anechoic chamber at a distance of 1 m from the machine.**Power wiring:** The power wiring is up to 10 m approximately. It must be calculated more precisely for each installation.**Supplementary charge:** The initial factory charge of the machines is valid for the first 5 m (liquid line). For greater distances, a supplementary charge is required, in accordance with the formula 0.012 kg/m × (L-5) in the liquid line is 1/4". For greater diameters, use 0.024 kg/m × (L-5).**Compatible controllers:** The units can integrate one of the controllers from the table or the one recommended by Kaysun. For further information regarding compatibility, see the chapter on Controllers.**NOTE:** Before installing these units, current legislation regarding refrigerant gases must be consulted.



R-32 REFRIGERANT | DC INVERTER COMPRESSOR | DC INVERTER EXTERNAL FAN | HERTZ | COMPATIBLE WITH AIRZONE | NETHOME PLUS | ON/OFF CONTACT | FOLLOW ME

Set Model		KPCA-140 DTR15	KPCA-160 DTR15
› Set			
Cooling capacity rated	kW	14.07	15.24
Cooling capacity min. / max.	kW	3.52 / 15.24	4.10 / 16.12
Heating capacity rated	kW	16.12	18.17
Heating capacity min. / max.	kW	4.10 / 17.59	4.40 / 19.35
Heating capacity rated at -7°C	kW	12.35	12.41
Cooling input rated	W	5000	5900
Cooling input min. / max.	W	910 / 6200	1100 / 6500
Heating input rated	W	4800	5950
Heating input min. / max.	W	950 / 5950	1120 / 6350
Heating input rated at -7°C	W	5744.19	5799.07
EER		2.83 -	2.76 -
COP		3.07 -	3 -
COP at -7°C		2.15	2.14
SEER		6.1 - A++	6.1 - A++
SCOP		4.0 - A+	4.0 - A+
› Indoor unit		**KPC-140 DR14**	**KPC-160 DR14**
Power supply	V/ph/Hz	With communication	With communication
Communication wiring	mm^2	4x1	4x1
Width / Height / Depth	mm	1650 / 235 / 675	1650 / 235 / 675
Net weight	kg	41.7	42.3
Air flow low / medium / high	m^3/h	1600 / 1850 / 2200	1650 / 1950 / 2200
Sound pressure	dB(A)	/ 46 / 50/ 53	/ 48 / 52/ 55
Sound power level	dB(A)	67	67
› Outdoor unit		**KUE-140 DTR14**	**KUE-160 DTR14**
Power supply	V/ph/Hz	380-415/3/50	380-415/3/50
Power wiring	mm^2	(4+T)x2,5	(4+T)x4
Circuit breaker		D45	D70
Width / Height / Depth	mm	980 / 975 / 375	980 / 975 / 375
Net weight	kg	90.0	92.0
Air flow	m^3/h	5600	5600
Sound pressure	dB(A)	64	65
Sound power level	dB(A)	73	75
› Refrigerant			
Type refrigerant		R-32	R-32
GWP		675	675
Refrigerant charge	kg	2.4	2.8
t CO_2eq	tCO_2	1.62	1.89
Pre-charge meters	m	5	5
Supplementary charge	kg/m	0.024	0.024
Liquid / Gas pipe diameter	inch	3/8" / 5/8"	3/8" / 5/8"
Piping total length	m	75	75
Vertical piping max. length	m	30	30
› Working range			
Outdoor ambient temperature for heating min. / max.	°C	-15 / 24	-15 / 24
Outdoor ambient temperature for cooling min. / max.	°C	-15 / 50	-15 / 50

Cooling and heating capacity. Cooling and heating input. Energy efficiency: Data for standard conditions. The actual operation conditions depend on the place in which the equipment has been installed and the use made of it. **Sound pressure:** Measurement of the sound pressure is taken using a semi-anechoic chamber at a distance of 1 m from the machine.**Power wiring:** The power wiring is up to 10 m approximately. It must be calculated more precisely for each installation.**Supplementary charge:** The initial factory charge of the machines is valid for the first 5 m (liquid line). For greater distances, a supplementary charge is required, in accordance with the formula 0.012 kg/m × (L-5) in the liquid line is 1/4". For greater diameters, use 0.024 kg/m × (L-5).**Compatible controllers:** The units can integrate one of the controllers from the table or the one recommended by Kaysun. For further information regarding compatibility, see the chapter on Controllers.**NOTE:** Before installing these units, current legislation regarding refrigerant gases must be consulted.

Floor Standing





The column unit offers excellent ventilation and cooling capacity, ensuring uniform air conditioning in large spaces.

Characteristics

- Full DC Inverter technology, with both the compressor and fans using inverter technology for maximum efficiency.
- Versatile installation, as it can be mounted either on the floor or ceiling.
- Ease of maintenance due to easy access to all its components.



FOR "COMPATIBLE CONTROLS AND ACCESSORIES" SEE PAGE 132



Set Model		KPVA-160 DTR14
› Set		
Cooling capacity rated	kW	15.25
Cooling capacity min. / max.	kW	4.11 / 16.13
Heating capacity rated	kW	18.18
Heating capacity min. / max.	kW	4.40 / 18.77
Heating capacity rated at -7°C	kW	12.27
Cooling input rated	W	6000
Cooling input min. / max.	W	1000 / 7200
Heating input rated	W	5600
Heating input min. / max.	W	1020 / 7200
Heating input rated at -7°C	W	6044.33
EER		2.54 -
COP		3.24 -
COP at -7°C		2.03
SEER		5.8 - A+
SCOP		4.0 - A+
› Indoor unit		**KPV-160 DR14**
Power supply	V/ph/Hz	With communication
Communication wiring	mm^2	4x1
Width / Height / Depth	mm	600 / 1934 / 455
Net weight	kg	61.4
Air flow low / medium / high	m^3/h	1600 / 1750 / 1950
Sound pressure	dB(A)	40 / 45 / 50/ 53
Sound power level	dB(A)	64
› Outdoor unit		**KUE-160 DTR14**
Power supply	V/ph/Hz	380-415/3/50
Power wiring	mm^2	(4+T)x4
Circuit breaker		D25
Width / Height / Depth	mm	980 / 975 / 375
Net weight	kg	92
Air flow	m^3/h	5600
Sound pressure	dB(A)	65
Sound power level	dB(A)	73
› Refrigerant		
Type refrigerant		R-32
GWP		675
Refrigerant charge	kg	3.2
t CO_2eq	tCO_2	2.16
Pre-charge meters	m	5
Supplementary charge	kg/m	0.024
Liquid / Gas pipe diameter	inch	3/8" / 5/8"
Piping total length	m	75
Vertical piping max. length	m	30
› Working range		
Outdoor ambient temperature for heating min. / max.	°C	20 / 24
Outdoor ambient temperature for cooling min. / max.	°C	-15 / 50

Cooling and heating capacity. Cooling and heating input. Energy efficiency: Data for standard conditions. The actual operation conditions depend on the place in which the equipment has been installed and the use made of it. **Sound pressure:** Measurement of the sound pressure is taken using a semi-anechoic chamber at a distance of 1 m from the machine.**Power wiring:** The power wiring is up to 10 m approximately. It must be calculated more precisely for each installation.**Supplementary charge:** The initial factory charge of the machines is valid for the first 5 m (liquid line). For greater distances, a supplementary charge is required, in accordance with the formula 0.012 kg/m × (L-5) in the liquid line is 1/4". For greater diameters, use 0.024 kg/m × (L-5).**Compatible controllers:** The units can integrate one of the controllers from the table or the one recommended by Kaysun. For further information regarding compatibility, see the chapter on Controllers.**NOTE:** Before installing these units, current legislation regarding refrigerant gases must be consulted.

AHUKZ LCAC





Through the AHUKZ control box for Current Loop units, it is possible to easily control anv R-32 direct expansion coil.

Characteristics

- Integration with the Current Loop outdoor units from the Expert range.
- Control and power supply of batteries such as those of an air curtain or recuperator.
- 0-10V control, through proportional control the battery is easily integrated with any regulator or signal on the market.
- Easy installation and configuration.



R-32
REFRIGERANT

Model		FRIAHUKZ-LCAC-03
› Set		
Cooling capacity min. / max.	kW	2.0 / 16
Width / Height / Depth	mm	191 / 100 / 45
Net weight	kg	0.35
› Refrigerant		
Type refrigerant		R-32
› Working range		
Outdoor ambient temperature for heating min. / max.	°C	-15 / 24
Outdoor ambient temperature for cooling min. / max.	°C	-15 / 50

Twins/Triple/Double Twins



The balance within the Zen range leads to good service and greater comfort for users and installers. The Zen Inverter units are equipped with a dedicated electronic board that allows the connection of two, three or four units to the same outdoor unit. TWIN technology can be applied to ducts, cassette Superslim and compact cassette units. Triple and Double Twin technology can only be applied to DR15 Ducts and DR15 compact cassettes.

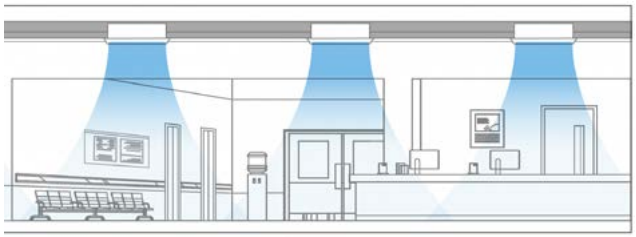

SAVING SPACE, CLIMATE CONTROL IN EVERY CORNER

Twin units represent the versatility and balance of the Zen range. They are presented as an option for commercial spaces that require more than one indoor unit to achieve adequate air-conditionig without the need to install additional outdoor units.



CONTROL AND SETTING SIMPLICITY

When a Twin system is working, the control can only operate the master unit. The two indoor units works as the same status, mode, temperature, fan velocity, etc.
When the master unit is stopped, the slave unit also stops.



NETHOME PLUS

All WiFi compatible indoor units allow remote control through Kaysun's NetHome Plus App. The app offers configure and automate based on dates, weather, location change or device status with the ability to perform voice control via Alexa and Google Home.



DC INVERTER FAN

The unit is equipped with low-consumption DC Inverter fans which provide more comfortable environments and attain high levels of energy.

Combinations

Twin

Outdoor unit	Indoor unit	Additional charge	Branch pipe
KUE-140 DVR14 KUE-140 DTR14	KPD-71 DR15 KCIS-71 DR14 KPCA-71 DVR15	(L1+L2+L-5)*24-240	1 x KCMI-01D
KUE-160 DTR14	KPD-90 DR15 KCIS-90 DR14	(L1+L2+L-5)*24-240	

Triple

Outdoor unit	Indoor unit	Additional charge	Branch pipe
KUE-160 DTR14	KPD-35 DR15 KCI-52 DR15	(L1+L2+L3)*12+(L-5)*24-180	2 x KCMI-01D

Double Twin

Outdoor unit	Indoor unit	Additional charge	Branch pipe
KUE-140 DVR14 KUE-140 DTR14	KPD-26 DR15 KPD-35 DR15 KCI-35 DR15	(L1+L2+L3+L4)*12+(L+La+Lb-5)*24-240	3 x KCMI-01D

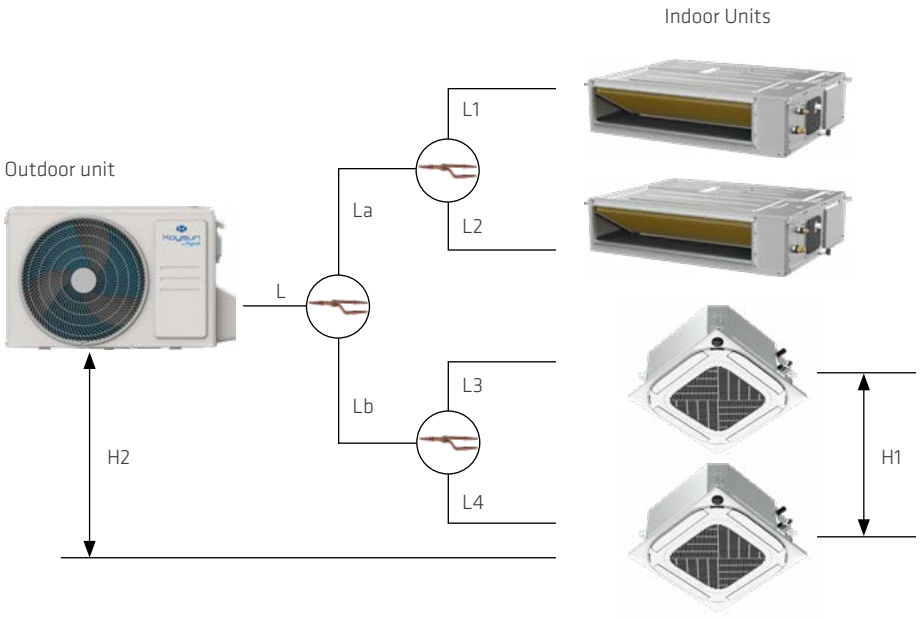

Refrigeration distances

Piping length (m)	Twins	Total piping	7.1+7.1 9+9	75	L+L1+L2
		Farthest distance from line pipe branch		15	L1, L2
		farthest distance from the line pipe branch		10	L1-L2
	Triple	Total piping	5.2+5.2+5.2	75	L+L1+L2+L3
		Farthest distance from line pipe branch		15	L1, L2,L3
		farthest distance from the line pipe branch		10	L1-L2,L1-L3,L2-L3
	Double Twins	Total piping	3.5+3.5+3.5+3.5	75	L+L1+L2+L3+L4
		Farthest distance from line pipe branch		15	L1, L2,L3,L4
		farthest distance from the line pipe branch		10	L1-L2,L1-L3,L1-L4,L2-L3,L2-L4,L3-L4
Drop height (m)		Drop height between indoor and outdoor unit		20	H1
		Height between two indoor units		0.5	H2

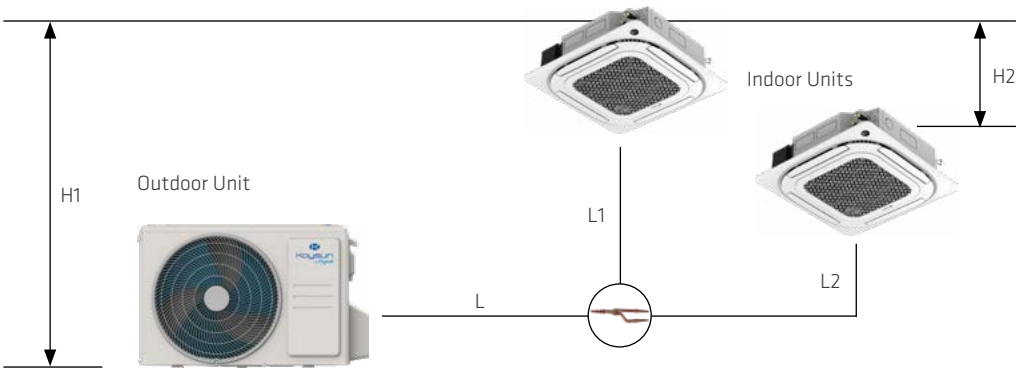

WIRING

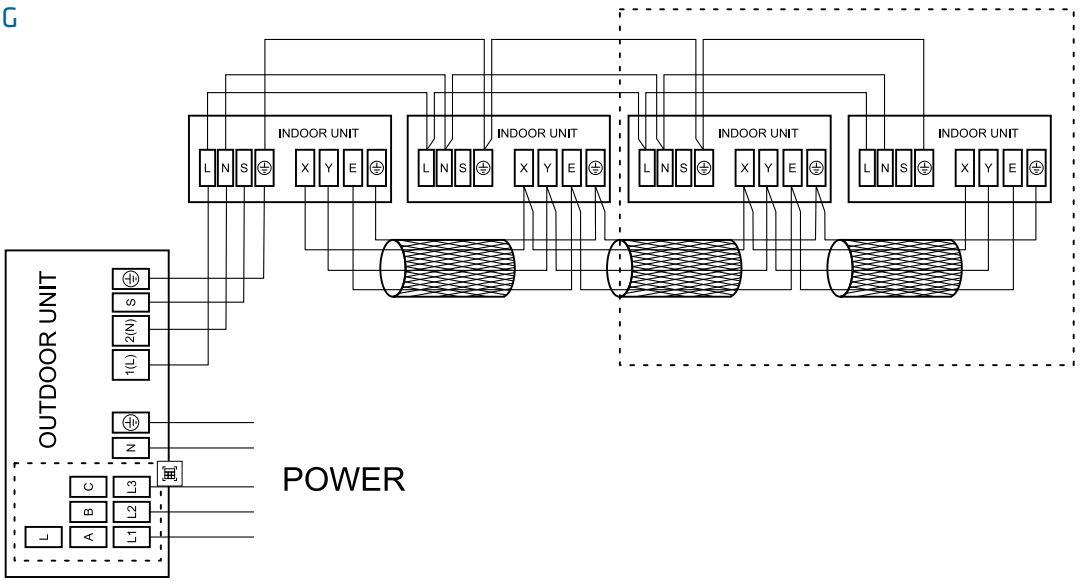

Configuration

Duct DR15

FOR MAIN-SLAVE SETTING				
SW1 				
MODE	MAIN NO SLAVE	MAIN	MAIN	SLAVE
FACTORY SETTING	✓			

FOR SETTING NETADDRESS	
S1 + SW8	
CODE	A-F
ADDRESS	0~1
FACTORY SETTING	✓

Main no slave → Monosplit unit
Main → Main unit
Slave → Slave unit
In Triple and Double Twin configurations, each slave unit must have a different address asigned (rotary switch)

Cassette DR15

MAIN-SLAVE SETTING				
SW8				
MODE	MAIN NO SLAVE	MAIN	MAIN	SLAVE
FACTORY SETTING	✓			

SWITCH FOR	
S1 + S2	
ADDRESS	0~15
FACTORY SETTING	✓

Main no slave → Monosplit unit
Main → Main unit
Slave → Slave unit
In Triple and Double Twin configurations, each slave unit must have a different address asigned (rotary switch)

Compatible controls and accessories

- ✔ Included as standard
- ● Recommended
- ○ Optional
- ⊗ Not supported

For more information see Controllers section.



Ducts

Wireless controller			○ KID-06 S
Wired controller with WiFi	KCT-04 SPSWF		 ✔ KCT-04.1 SPSWF
BMS[1]	Modbus		○ FRI-BMS ○ K01 MODBUS
	Bacnet		○ FRI-BMS ○ K05 BACNET 1
	KNX		○ FRI-BMS ○ K01-KNX 1
Centralised control [1]	Touch Centralised Control		○ KCCT-64 IPS (A) ○ KCCT-384B IPS (B)
	Web Centralised Control		○ KCC-64 WEB

(1) All SUITE/ZEN indoor units incorporate V4+ protocol

* Combination of different protocols is not supported.



Cassette 600x600



Superslim Cassette 840x840



Floor/Ceiling



Floor Standing

Cassette 600x600	Superslim Cassette 840x840	Floor/Ceiling	Floor Standing
 ✓ KID-06 S	 ✓ KID-06 S	 ✓ KID-06 S	 ✓ KID-06 S
 ○ KCT-04.1 SPSWF	 ○ KCT-04.1 SPSWF	 ○ KCT-04 SPSWF	⊗
○ FRI-BMS ○ K01 MODBUS	○ FRI-BMS ○ K01 MODBUS	○ FRI-BMS ○ K01 MODBUS	⊗
○ FRI-BMS ○ K05 BACNET 1	○ FRI-BMS ○ K05 BACNET 1	○ FRI-BMS ○ K05 BACNET 1	⊗
○ FRI-BMS ○ K01-KNX 1	○ FRI-BMS ○ K01-KNX 1	○ FRI-BMS ○ K01-KNX 1	⊗
○ KCCT-64 IPS (A) ○ KCCT-384B IPS (B)	○ KCCT-64 IPS (A) ○ KCCT-384B IPS (B)	○ KCCT-64 IPS (A) ○ KCCT-384B IPS (B)	⊗
○ KCC-64 WEB	○ KCC-64 WEB	○ KCC-64 WEB	⊗

References | Key Installations



1



2

1. **Manikata Church** *(Church)*: Malta, Zen Ducts, 120 kW
2. **Cineworld Cinemas Dublin** *(Cinema Complex)*: Dublin (Ireland), KCISA-91 DVR15 Systems in Concessions Area



3



1

3. **Estoril Porsche Center** *(Service Center)*: Autódromo de Estoril (Portugal), New construction, Residential Suite / Zen Comercial, 26,4 kW
4. **Virgin Media TV** *(TV Studios and Offices)*: Dublin (Ireland), Multiple Commercial KCIS and KCI Cassette type Split AC units





Commercial Range

Zen High Capacity

Magnus Series	**140**
Magnus Multi Ducts	**144**
Magnus Multi Cassettes	**146**
Magnus Vertical HC	**150**
Magnus Multi Vertical HC	**152**
Magnus KAHU	**154**
Compatible controls and accessories	**158**
References	**160**

Zen High Capacity | Magnus Range



Kaysun's High Capacity range is perfect for the air conditioning of big areas, as it offers high cooling capacities and available pressures of up to 400 Pa together with high air flow rates.

Also, thanks to the wide variety of indoor units, it can be ideally adapted to any type of installation.



- Wider frequency adjustment range
- Faster cooling and heating
- Higher energy efficiency

FRONT DISCHARGE OUTDOOR UNIT

This type of outdoor unit offers an improvement in installation space due to its reduced dimensions.

FULL DC INVERTER TECHNOLOGY

The outdoor units use a DC Inverter compressor and fan to achieve adjustment according to system operation.

MULTI INSTALLATION DESIGN

		20-33,5 kW	40-56kW
TOTAL pipe length		60	80
Max. distance from Branch to IDU		15	15
Height difference between ODUs and IDUs	ODU Up	40	40
	ODU Down	40	40
Max. height difference between IDUs		8	8

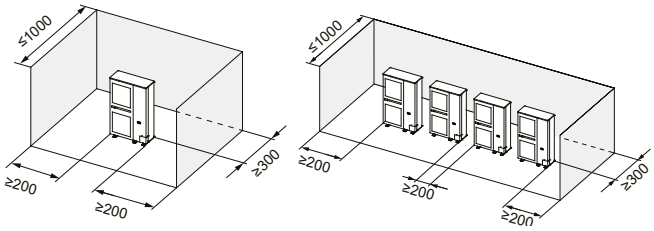

DUCTS HIGH CAPACITY

All indoor units have available pressure up to 400Pa and, in addition, all models measure 580 mm in height. In this way, they adapt to all available spaces in false ceilings for installation.



Drainage pump

Included as standard. Capable of bridging a rise height of 1.200 mm, which simplifies the installation of drainage pipes.



Constant flow

The air volume is independently sensed and adjusted to achieve a constant air volume without attenuation over the entire service life.

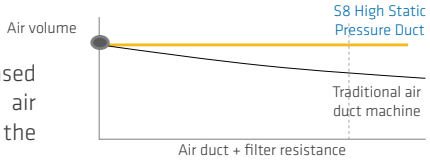

CASSETTES 840X840

Perfect for any type of room, they can be installed in corners, in the center or even in narrow ceilings of any business.



360° Airflow

The new round airflow path design ensures uniform airflow and temperature distribution.



50Pa of available pressure

This allows 4-way cassettes to be installed in ceilings up to 4.50 m. high.

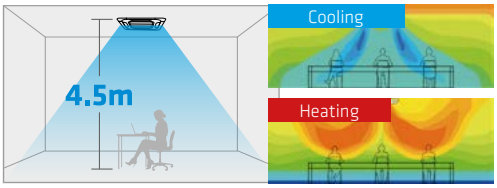

VERTICAL HC

Designed to air-condition open spaces or large areas, this new range has been developed and is unique in the market.



High Pressure available

With a static pressure of 400Pa, the top discharge type units can be connected to a maximum of 70m of air duct, which increases flexibility in choosing the installation point of the equipment.

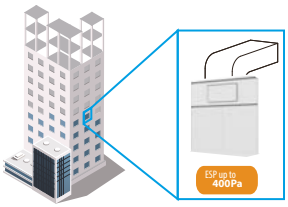

Installation flexibility

Thanks to their safer and more reliable IPX4 waterproof rating, they can be placed both indoors and outdoors.



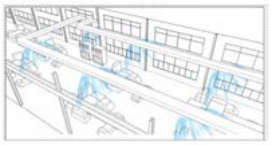

KAHU

The KAHU can be used to connect VRF Kaysun outdoor units to direct expansion air handling units, providing a solution suited to the specific needs of each project.



Wide Capacity Range

Available in 3 models from 20 kW to 56 kW

Designed on S8 technology

They have Modbus output and even the possibility of being controlled from a third party controller.

Magnus Series





The new MAGNUS range has a continuous adjustment of the system operation to guarantee a better seasonal efficiency in a constant and silent way. It is the ideal solution for all types of open spaces since, from a single point, it distributes the conditioned air to all zones.



Characteristics

- 100% Inverter Technology.
- Compact size outdoor unit, designed for easy transport and installation.
- Indoor unit with available pressure up to 400 Pa.
- Constant air flow.
- Condensate pump included. Capable of lifting water up to 1200 mm.
- Compatible with the NetHome Plus App through the WiFi of the KCT-05 SRPSWF or KCT-06 SRPSWF control.



KCT-04 SR
Included Control

FOR "COMPATIBLE CONTROLS AND ACCESSORIES" SEE PAGE 158

FOR MORE INFORMATION AND TECHNICAL DATA SCAN DE FOLLOWING QR CODE



R-410A REFRIGERANT | DC INVERTER COMPRESSOR | DC INVERTER EXTERNAL FAN | DC INVERTER INTERNAL FAN | DRAINAGE PUMP | COMPATIBLE WITH AIRZONE

Set model		KPDHM-200F DN11	KPDHM-224F DN11	KPDHM-280F DN11
› Set				
Cooling capacity rated	kW	20	22,4	28
Heating capacity rated	kW	20	22,4	28
Heating capacity max.	kW	22,5	25	31,5
Cooling input rated	W	5280	6770	12020
Heating input rated	W	4430	5420	7550
Heating input max.	W	5950.0	6670.0	8730.0
EER		3.88 -	3.30 -	2.15 -
COP		4.51 -	4.21 -	3.68 -
SEER		7.16 -	6.85 -	5.94 -
Energy efficiency ηs,c	%	283.4	271.0	234.6
SCOP		4.04 -	4.34 -	4.50 -
Energy efficiency ηs,h	%	158.6	170.6	177.0
› Indoor unit		**KPDH 200 DN11**	**KPDH 224 DN11**	**KPDH 280 DN11**
Power supply	V/ph/Hz	220-240/1/50	220-240/1/50	220-240/1/50
Width / Height / Depth	mm	1300 / 580 / 900	1300 / 580 / 900	1300 / 580 / 900
Net weight	kg	125	125	125
Air flow low / medium / high	m^3/h	2820 / 3760 / 4700	2820 / 3760 / 4700	2820 / 3760 / 4700
Air outlet width/height	mm	2x(311/268)	2x(311/268)	2x(311/268)
Air inlet width/height	mm	990/456	990/456	990/456
Sound pressure	dB(A)	42 / 46/ 51	42 / 46/ 51	42 / 46/ 51
Sound power level	dB(A)	62/68/74	62/68/74	62/68/74
Max. pressure available	Pa	0-400	0-400	0-400
› Outdoor unit		**KUE 200 DN11**	**KUE 224 DN11**	**KUE 280 DN11**
Compressor type		DC inverter rotary	DC inverter rotary	DC inverter rotary
Power supply	V/ph/Hz	380-415/3/50	380-415/3/50	380-415/3/50
Width / Height / Depth	mm	1120 / 1558 / 528	1120 / 1558 / 528	1120 / 1558 / 528
Net weight	kg	143	143	144
Communication protocol		S6	S6	S6
Air flow	m^3/h	9000	9000	11000
Static pressure	Pa	-	-	-
Sound pressure	dB(A)	58	58	60
Sound power level	dB(A)	78	78	78
› Refrigerant				
Type refrigerant		R-410A	R-410A	R-410A
GWP		2088	2088	2088
Refrigerant charge	kg	6,5	6,5	6,5
t CO_2eq	tCO_2	13.57	13.57	13.57
Liquid / Gas pipe diameter	inch	1/2" / 3/4"	1/2" / 3/4"	1/2" / 7/8"
Piping total length	m	50	50	50
Vertical piping max. length	m	25	25	25
› Working range				
Outdoor ambient temperature for heating min. / max.	°C	-20 / 27	-20 / 27	-20 / 27
Outdoor ambient temperature for cooling min. / max.	°C	-5 / 55	-5 / 55	-5 / 55

Cooling capacity conditions: Indoor temperature 27°C DB / 19°C WB; Outdoor temperature 35°C DB; Equivalent piping length 7.5 m with zero elevation difference; Data calculated using duct-type indoor unit; Simultaneity 100%.**Heating capacity conditions:** Indoor temperature 20°C DB; Outdoor temperature 7°C DB / 6°C WB; Equivalent piping length 7.5 m with zero elevation difference; Data calculated using duct-type indoor unit; Simultaneity 100%.**Sound level:** Measurement taken 1 m in front of the unit and 1.3 m above the floor in a semi-anechoic chamber.**Pipe sizing** and additional refrigerant charge of the selected system must be verified using Selecta Online HVACSSP.
NOTE: Before installing these units, current legislation regarding refrigerant gases must be consulted.

Magnus Series

Set model		KPDHM-335F DN11	KPDHM-400F DN11
› Set			
Cooling capacity rated	kW	33,5	40
Heating capacity rated	kW	33,5	40
Heating capacity max.	kW	37,5	45
Cooling input rated	W	15300	15700
Heating input rated	W	10150	11700
Heating input max.	W	11720.0	14600.0
EER		2.23 -	2.54 -
COP		3.63 -	3.42 -
SEER		6.35 -	6.65 -
Energy efficiency ηs,c	%	251.0	263.0
SCOP		4.06 -	4.15 -
Energy efficiency ηs,h	%	159.4	163.0
› Indoor unit		**KPDH 335 DN11**	**KPDH 400 DN11**
Power supply	V/ph/Hz	220-240/1/50	220-240/1/50
Width / Height / Depth	mm	1300 / 580 / 900	1850 / 580 / 900
Net weight	kg	125	166
Air flow low / medium / high	m^3/h	2820 / 3760 / 4700	4500 / 6000 / 7500
Air outlet width/height	mm	2x(311/268)	3x(311/268)
Air inlet width/height	mm	990/456	1540/456
Sound pressure	dB(A)	43 / 48/ 52	48 / 52/ 58
Sound power level	dB(A)	61/68/74	67/74/79
Max. pressure available	Pa	0-400	0-400
› Outdoor unit		**KUE 335 DN11**	**KUE 400 DN11**
Compressor type		DC inverter rotary	DC Inverter
Power supply	V/ph/Hz	380-415/3/50	380-415/3/50
Width / Height / Depth	mm	1120 / 1558 / 528	1130 / 1760 / 580
Net weight	kg	157	187
Communication protocol		S6	S6/S8
Air flow	m^3/h	11300	12500
Static pressure	Pa	-	0-35
Sound pressure	dB(A)	61	59
Sound power level	dB(A)	81	82
› Refrigerant			
Type refrigerant		R-410A	R-410A
GWP		2088	2088
Refrigerant charge	kg	8	7,4
t CO_2eq	tCO_2	16.70	15.45
Liquid / Gas pipe diameter	inch	1/2" / 7/8"	1/2" / 1"
Piping total length	m	50	60
Vertical piping max. length	m	25	30
› Working range			
Outdoor ambient temperature for heating min. / max.	°C	-20 / 27	-30 / 30
Outdoor ambient temperature for cooling min. / max.	°C	-5 / 55	-15 / 55

Cooling capacity conditions: Indoor temperature 27°C DB / 19°C WB; Outdoor temperature 35°C DB; Equivalent piping length 7.5 m with zero elevation difference; Data calculated using duct-type indoor unit; Simultaneity 100%.**Heating capacity conditions:** Indoor temperature 20°C DB; Outdoor temperature 7°C DB / 6°C WB; Equivalent piping length 7.5 m with zero elevation difference; Data calculated using duct-type indoor unit; Simultaneity 100%.**Sound level:** Measurement taken 1 m in front of the unit and 1.3 m above the floor in a semi-anechoic chamber.**Pipe sizing** and additional refrigerant charge of the selected system must be verified using Selecta Online HVACSSP.
NOTE: Before installing these units, current legislation regarding refrigerant gases must be consulted.



R-410A REFRIGERANT | DC INVERTER COMPRESSOR | DC INVERTER EXTERNAL FAN | DC INVERTER INTERNAL FAN | DRAINAGE PUMP | COMPATIBLE WITH AIRZONE

Set model		KPDHM-450F DN11	KPDHM-560F DN11
› Set			
Cooling capacity rated	kW	45	56
Heating capacity rated	kW	45	56
Heating capacity max.	kW	50	63
Cooling input rated	W	16000	22900
Heating input rated	W	12200	15500
Heating input max.	W	15700.0	20300.0
EER		2.82 -	2.45 -
COP		3.68 -	3.62 -
SEER		6.77 -	6.30 -
Energy efficiency ηs,c	%	267.8	249.0
SCOP		4.23 -	4.07 -
Energy efficiency ηs,h	%	166.2	159.8
› Indoor unit		**KPDH 450 DN11**	**KPDH 560 DN11**
Power supply	V/ph/Hz	220-240/1/50	220-240/1/50
Width / Height / Depth	mm	1850 / 580 / 900	1850 / 580 / 900
Net weight	kg	166	170
Air flow low / medium / high	m^3/h	4500 / 6000 / 7500	5040 / 6720 / 8400
Air outlet width/height	mm	3x(311/268)	3x(311/268)
Air inlet width/height	mm	1540/456	1540/456
Sound pressure	dB(A)	48 / 52/ 58	49 / 54/ 59
Sound power level	dB(A)	67/74/79	69/75/81
Max. pressure available	Pa	0-400	0-400
› Outdoor unit		**KUE 450 DN11**	**KUE 560 DN11**
Compressor type		DC Inverter	DC Inverter
Power supply	V/ph/Hz	380-415/3/50	380-415/3/50
Width / Height / Depth	mm	1250 / 1760 / 580	1250 / 1760 / 580
Net weight	kg	214	234
Communication protocol		S6/S8	S6/S8
Air flow	m^3/h	18500	18500
Static pressure	Pa	0-35	0-35
Sound pressure	dB(A)	60	61
Sound power level	dB(A)	86	89
› Refrigerant			
Type refrigerant		R-410A	R-410A
GWP		2088	2088
Refrigerant charge	kg	8	8,5
t CO_2eq	tCO_2	16.70	17.75
Liquid / Gas pipe diameter	inch	5/8" / 1-1/8"	5/8" / 1-1/8"
Piping total length	m	60	60
Vertical piping max. length	m	30	30
› Working range			
Outdoor ambient temperature for heating min. / max.	°C	-30 / 30	-30 / 30
Outdoor ambient temperature for cooling min. / max.	°C	-15 / 55	-15 / 55

Cooling capacity conditions: Indoor temperature 27°C DB / 19°C WB; Outdoor temperature 35°C DB; Equivalent piping length 7.5 m with zero elevation difference; Data calculated using duct-type indoor unit; Simultaneity 100%.**Heating capacity conditions:** Indoor temperature 20°C DB; Outdoor temperature 7°C DB / 6°C WB; Equivalent piping length 7.5 m with zero elevation difference; Data calculated using duct-type indoor unit; Simultaneity 100%.**Sound level:** Measurement taken 1 m in front of the unit and 1.3 m above the floor in a semi-anechoic chamber.**Pipe sizing** and additional refrigerant charge of the selected system must be verified using Selecta Online HVACSSP.
NOTE: Before installing these units, current legislation regarding refrigerant gases must be consulted.

Magnus Multi Ducts



The new MAGNUS Multi Duct range offers a perfect solution for all those open spaces that require more than one indoor unit to achieve adequate air conditioning.



Characteristics

- Connectable up to 2 indoor units of the same model.
- Compact size outdoor unit, designed for easy transport and installation.
- Indoor unit with available pressure up to 400 Pa.
- 100% Inverter Technology.
- Constant air flow.
- Condensate pump included. Capable of lifting water up to 1200 mm.
- Compatible with the NetHome Plus App through the WiFi of the KCT-05 SRPSWF or KCT-06 SRPSWF control.



KCT-04 SR
Included Control

FOR "COMPATIBLE CONTROLS AND ACCESSORIES" SEE PAGE 158

FOR MORE INFORMATION AND TECHNICAL DATA SCAN DE FOLLOWING QR CODE



R-410A REFRIGERANT | DC INVERTER COMPRESSOR | DC INVERTER EXTERNAL FAN | DC INVERTER INTERNAL FAN | DRAINAGE PUMP | TWINS | COMPATIBLE WITH AIRZONE

Set model		KPDHM2-400F DN11	KPDHM2-450F DN11	KPDHM2-560F DN11
› Set				
Cooling capacity rated	kW	40	45	56
Heating capacity rated	kW	40	45	56
Heating capacity max.	kW	45	50	63
Cooling input rated	W	15700	16000	22900
Heating input rated	W	11700	12200	15500
Heating input max.	W	14600.0	15700.0	20300.0
EER		2.54 -	2.82 -	2.45 -
COP		3.42 -	3.68 -	3.62 -
SEER		6.65 -	6.77 -	6.30 -
Energy efficiency ηs,c	%	263.0	267.8	249.0
SCOP		4.15 -	4.23 -	4.07 -
Energy efficiency ηs,h	%	163.0	166.2	159.8
› Indoor unit		**2 x KPDH 200 DN11**	**2 x KPDH 224 DN11**	**2 x KPDH 280 DN11**
Power supply	V/ph/Hz	220-240/1/50	220-240/1/50	220-240/1/50
Width / Height / Depth	mm	1300 / 580 / 900	1300 / 580 / 900	1300 / 580 / 900
Net weight	kg	125	125	125
Air flow low / medium / high	m^3/h	2820 / 3760 / 4700	2820 / 3760 / 4700	2820 / 3760 / 4700
Air outlet width/height	mm	2x(311/268)	2x(311/268)	2x(311/268)
Air inlet width/height	mm	990/456	990/456	990/456
Sound pressure	dB(A)	42 / 46/ 51	42 / 46/ 51	42 / 46/ 51
Sound power level	dB(A)	62/68/74	62/68/74	62/68/74
Max. pressure available	Pa	0-400	0-400	0-400
Branch model		KCMI-02D	KCMI-03D	KCMI-03D
› Outdoor unit		**KUE 400 DN11**	**KUE 450 DN11**	**KUE 560 DN11**
Compressor type		DC Inverter	DC Inverter	DC Inverter
Power supply	V/ph/Hz	380-415/3/50	380-415/3/50	380-415/3/50
Width / Height / Depth	mm	1130 / 1760 / 580	1250 / 1760 / 580	1250 / 1760 / 580
Net weight	kg	187	214	234
Communication protocol		S6/S8	S6/S8	S6/S8
Air flow	m^3/h	12500	18500	18500
Static pressure	Pa	0-35	0-35	0-35
Sound pressure	dB(A)	59	60	61
Sound power level	dB(A)	82	86	89
› Refrigerant				
Type refrigerant		R-410A	R-410A	R-410A
GWP		2088	2088	2088
Refrigerant charge	kg	7,4	8	8,5
t CO_2eq	tCO_2	15.45	16.70	17.75
Liquid / Gas pipe diameter	inch	1/2" / 1"	5/8" / 1-1/8"	5/8" / 1-1/8"
Piping total length	m	70	70	70
Vertical piping max. length	m	30	30	30
› Working range				
Outdoor ambient temperature for heating min. / max.	°C	-30 / 30	-30 / 30	-30 / 30
Outdoor ambient temperature for cooling min. / max.	°C	-15 / 55	-15 / 55	-15 / 55

Cooling capacity conditions: Indoor temperature 27°C DB / 19°C WB; Outdoor temperature 35°C DB; Equivalent piping length 7.5 m with zero elevation difference; Data calculated using duct-type indoor unit; Simultaneity 100%.**Heating capacity conditions:** Indoor temperature 20°C DB; Outdoor temperature 7°C DB / 6°C WB; Equivalent piping length 7.5 m with zero elevation difference; Data calculated using duct-type indoor unit; Simultaneity 100%.**Sound level:** Measurement taken 1 m in front of the unit and 1.3 m above the floor in a semi-anechoic chamber.**Pipe sizing** and additional refrigerant charge of the selected system must be verified using Selecta Online HVACSSP.
NOTE: Before installing these units, current legislation regarding refrigerant gases must be consulted.

Magnus Multi Cassettes





The new MAGNUS Multi Cassette range adapts from 2 to 4 indoor units to all types of surfaces to be air-conditioned that require an equal and comfortable flow distribution.

Characteristics

- Connectable up to 4 indoor units of the same model.
- Compact size outdoor unit, designed for easy transport and installation.
- 100% Inverter Technology.
- Installation in ceilings up to 4.5 m high.
- 360° air flow, guaranteeing uniform air and temperature distribution.
- Individual louver control.
- Condensate pump included. Capable of lifting water up to 1200 mm.
- Compatible with the NetHome Plus App through the WiFi of the KCT-05 SRPSWF or KCT-06 SRPSWF control.



KCT-04 SR
Included control

FOR "COMPATIBLE CONTROLS AND ACCESSORIES" SEE PAGE 158

FOR MORE INFORMATION AND TECHNICAL DATA SCAN DE FOLLOWING QR CODE



R-410A REFRIGERANT | DC INVERTER COMPRESSOR | DC INVERTER EXTERNAL FAN | DC INVERTER INTERNAL FAN | DRAINAGE PUMP | TWINS | INDEPENDENT BLADES | AIR OUTLET 360°

Set model		KCIM2-200F DN11	KCIM2-280F DN11
› Set			
Cooling capacity rated	kW	20	28
Heating capacity rated	kW	20	28
Heating capacity max.	kW	22,5	31,5
Cooling input rated	W	5280	12020
Heating input rated	W	4430	7550
Heating input max.	W	5950.0	8730.0
EER		3.88 -	2.15 -
COP		4.51 -	3.68 -
SEER		7.16 -	5.94 -
Energy efficiency ηs,c	%	283.4	234.6
SCOP		4.04 -	4.50 -
Energy efficiency ηs,h	%	158.6	177.0
› Indoor unit		**2 x KCIM-100 DN11**	**2 x KCIM-140 DN11**
Power supply	V/ph/Hz	220-240/1/50	220-240/1/50
Width / Height / Depth	mm	840 / 288 / 840	840 / 288 / 840
Net weight	kg	24	26,5
Air flow low / medium / high	m^3/h	1118 / 1200 / 1445	1306 / 1412 / 1730
Sound pressure	dB(A)	33 / 36/ 39	34 / 39/ 43
Sound power level	dB(A)	49/51/54	52/55/58
Max. pressure available	Pa	0-50	0-50
Panel; Model		KPA-01E1	KPA-01E1
Panel; Width / Height / Depth	mm	950 / 950 / 53	950 / 950 / 53
Panel; Net weight	kg	5,6	5,6
Branch model		KCMI-02D	KCMI-02D
› Outdoor unit		**KUE 200 DN11**	**KUE 280 DN11**
Compressor type		DC inverter rotary	DC inverter rotary
Power supply	V/ph/Hz	380-415/3/50	380-415/3/50
Width / Height / Depth	mm	1120 / 1558 / 528	1120 / 1558 / 528
Net weight	kg	143	144
Communication protocol		S6	S6
Air flow	m^3/h	9000	11000
Static pressure	Pa	-	-
Sound pressure	dB(A)	58	60
Sound power level	dB(A)	78	78
› Refrigerant			
Type refrigerant		R-410A	R-410A
GWP		2088	2088
Refrigerant charge	kg	6,5	6,5
t CO_2eq	tCO_2	13.57	13.57
Liquid / Gas pipe diameter	inch	1/2" / 3/4"	1/2" / 7/8"
Piping total length	m	70	70
Vertical piping max. length	m	30	30
› Working range			
Outdoor ambient temperature for heating min. / max.	°C	-20 / 27	-20 / 27
Outdoor ambient temperature for cooling min. / max.	°C	-5 / 55	-5 / 55

Cooling capacity conditions: Indoor temperature 27°C DB / 19°C WB; Outdoor temperature 35°C DB; Equivalent piping length 7.5 m with zero elevation difference; Data calculated using duct-type indoor unit; Simultaneity 100%.**Heating capacity conditions:** Indoor temperature 20°C DB; Outdoor temperature 7°C DB / 6°C WB; Equivalent piping length 7.5 m with zero elevation difference; Data calculated using duct-type indoor unit; Simultaneity 100%.**Sound level:** Measurement taken 1 m in front of the unit and 1.3 m above the floor in a semi-anechoic chamber.**Pipe sizing** and additional refrigerant charge of the selected system must be verified using Selecta Online HVACSSP.
NOTE: Before installing these units, current legislation regarding refrigerant gases must be consulted.

Magnus Multi Cassettes

Set model		KCIM3-280F DN11	KCIM3-400F DN11
› Set			
Cooling capacity rated	kW	28	40
Heating capacity rated	kW	28	40
Heating capacity max.	kW	31,5	45
Cooling input rated	W	12020	15700
Heating input rated	W	7550	11700
Heating input max.	W	8730.0	14600.0
EER		2.15 -	2.54 -
COP		3.68 -	3.42 -
SEER		5.94 -	6.65 -
Energy efficiency ηs,c	%	234.6	263.0
SCOP		4.50 -	4.15 -
Energy efficiency ηs,h	%	177.0	163.0
› Indoor unit		**3 x KCIM-100 DN11**	**3 x KCIM-140 DN11**
Power supply	V/ph/Hz	220-240/1/50	220-240/1/50
Width / Height / Depth	mm	840 / 288 / 840	840 / 288 / 840
Net weight	kg	26,5	26,5
Air flow low / medium / high	m^3/h	1306 / 1412 / 1730	1306 / 1412 / 1730
Sound pressure	dB(A)	33 / 36/ 39	34 / 39/ 43
Sound power level	dB(A)	49/51/54	52/55/58
Max. pressure available	Pa	0-50	0-50
Panel; Model		KPA-01E1	KPA-01E1
Panel; Width / Height / Depth	mm	950 / 950 / 53	950 / 950 / 53
Panel; Net weight	kg	5,6	5,6
Branch model		2xKCMI-02D	2xKCMI-02D
› Outdoor unit		**KUE 280 DN11**	**KUE 400 DN11**
Compressor type		DC inverter rotary	DC Inverter
Power supply	V/ph/Hz	380-415/3/50	380-415/3/50
Width / Height / Depth	mm	1120 / 1558 / 528	1130 / 1760 / 580
Net weight	kg	144	187
Communication protocol		S6	S6/S8
Air flow	m^3/h	11000	12500
Static pressure	Pa	-	0-35
Sound pressure	dB(A)	60	59
Sound power level	dB(A)	78	82
› Refrigerant			
Type refrigerant		R-410A	R-410A
GWP		2088	2088
Refrigerant charge	kg	6,5	7,4
t CO_2eq	tCO_2	13.57	15.45
Liquid / Gas pipe diameter	inch	1/2" / 7/8"	1/2" / 1"
Piping total length	m	70	70
Vertical piping max. length	m	30	30
› Working range			
Outdoor ambient temperature for heating min. / max.	°C	-20 / 27	-30 / 30
Outdoor ambient temperature for cooling min. / max.	°C	-5 / 55	-15 / 55

Cooling capacity conditions: Indoor temperature 27°C DB / 19°C WB; Outdoor temperature 35°C DB; Equivalent piping length 7.5 m with zero elevation difference; Data calculated using duct-type indoor unit; Simultaneity 100%.**Heating capacity conditions:** Indoor temperature 20°C DB; Outdoor temperature 7°C DB / 6°C WB; Equivalent piping length 7.5 m with zero elevation difference; Data calculated using duct-type indoor unit; Simultaneity 100%.**Sound level:** Measurement taken 1 m in front of the unit and 1.3 m above the floor in a semi-anechoic chamber.**Pipe sizing** and additional refrigerant charge of the selected system must be verified using Selecta Online HVACSSP.
NOTE: Before installing these units, current legislation regarding refrigerant gases must be consulted.



R-410A REFRIGERANT | DC INVERTER COMPRESSOR | DC INVERTER EXTERNAL FAN | DC INVERTER INTERNAL FAN | DRAINAGE PUMP | TWINS | INDEPENDENT BLADES | AIR OUTLET 360°

Set model		KCIM4-400F DN11	KCIM4-560F DN11
› Set			
Cooling capacity rated	kW	40	56
Heating capacity rated	kW	40	56
Heating capacity max.	kW	45	63
Cooling input rated	W	15700	22900
Heating input rated	W	11700	15500
Heating input max.	W	14600.0	20300.0
EER		2.54 -	2.45 -
COP		3.42 -	3.62 -
SEER		6.65 -	6.30 -
Energy efficiency ηs,c	%	263.0	249.0
SCOP		4.15 -	4.07 -
Energy efficiency ηs,h	%	163.0	159.8
› Indoor unit		**4 x KCIM-100 DN11**	**4 x KCIM-140 DN11**
Power supply	V/ph/Hz	220-240/1/50	220-240/1/50
Width / Height / Depth	mm	840 / 288 / 840	840 / 288 / 840
Net weight	kg	26,5	26,5
Air flow low / medium / high	m^3/h	1306 / 1412 / 1730	1306 / 1412 / 1730
Sound pressure	dB(A)	33 / 36/ 39	34 / 39/ 43
Sound power level	dB(A)	49/51/54	52/55/58
Max. pressure available	Pa	0-50	0-50
Panel; Model		KPA-01E1	KPA-01E1
Panel; Width / Height / Depth	mm	950 / 950 / 53	950 / 950 / 53
Panel; Net weight	kg	5,6	5,6
Branch model		1xKCMI-02D + 2xKCMI-03D	1xKCMI-02D + 2xKCMI-03D
› Outdoor unit		**KUE 400 DN11**	**KUE 560 DN11**
Compressor type		DC Inverter	DC Inverter
Power supply	V/ph/Hz	380-415/3/50	380-415/3/50
Width / Height / Depth	mm	1130 / 1760 / 580	1250 / 1760 / 580
Net weight	kg	187	234
Communication protocol		S6/S8	S6/S8
Air flow	m^3/h	12500	18500
Static pressure	Pa	0-35	0-35
Sound pressure	dB(A)	59	61
Sound power level	dB(A)	82	89
› Refrigerant			
Type refrigerant		R-410A	R-410A
GWP		2088	2088
Refrigerant charge	kg	7,4	8,5
t CO_2eq	tCO_2	15.45	17.75
Liquid / Gas pipe diameter	inch	1/2" / 1"	5/8" / 1-1/8"
Piping total length	m	70	70
Vertical piping max. length	m	30	30
› Working range			
Outdoor ambient temperature for heating min. / max.	°C	-30 / 30	-30 / 30
Outdoor ambient temperature for cooling min. / max.	°C	-15 / 55	-15 / 55

Cooling capacity conditions: Indoor temperature 27°C DB / 19°C WB; Outdoor temperature 35°C DB; Equivalent piping length 7.5 m with zero elevation difference; Data calculated using duct-type indoor unit; Simultaneity 100%.**Heating capacity conditions:** Indoor temperature 20°C DB; Outdoor temperature 7°C DB / 6°C WB; Equivalent piping length 7.5 m with zero elevation difference; Data calculated using duct-type indoor unit; Simultaneity 100%.**Sound level:** Measurement taken 1 m in front of the unit and 1.3 m above the floor in a semi-anechoic chamber.**Pipe sizing** and additional refrigerant charge of the selected system must be verified using Selecta Online HVACSSP.
NOTE: Before installing these units, current legislation regarding refrigerant gases must be consulted.

Magnus Vertical HC





The new MAGNUS Vertical High Capacity range is designed to adapt to the needs of large open spaces guaranteeing a correct air conditioning by means of free discharge or on any new or existing duct installation.

Characteristics

- 100% Inverter Technology.
- Compact size outdoor unit, designed for easy transport and installation.
- Indoor unit with available pressure up to 400 Pa.
- Constant air flow.
- Built-in control as standard.



KCT-04 SR
Included Control

FOR "COMPATIBLE CONTROLS AND ACCESSORIES" SEE PAGE 158



R-410A REFRIGERANT



DC INVERTER COMPRESSOR



DC INVERTER EXTERNAL FAN



DC INVERTER INTERNAL FAN


INDOOR INSTALLATION

Set model		KVHM-224 DN11	KVHM-280 DN11	KVHM-335 DN11	KVHM-450 DN11	KVHM-560 DN11
› Set						
Cooling capacity rated	kW	25,2	28	33,5	45	56
Heating capacity rated	kW	26	31,5	38	56	63
Heating capacity max.	kW	26	31,5	38	56	63
Cooling input rated	W	6770	12020	15300	16000	22900
Heating input rated	W	5420	7550	10150	12200	15500
Heating input max.	W	6670.0	8730.0	11720.0	15700.0	20300.0
EER		3.30 -	2.15 -	2.23 -	2.82 -	2.45 -
COP		4.21 -	3.68 -	3.63 -	3.68 -	3.62 -
SEER		6.85 -	5.94 -	6.35 -	6.77 -	6.30 -
Energy efficiency ηs,c	%	271.0	234.6	251.0	267.8	249.0
SCOP		4.34 -	4.50 -	4.06 -	4.23 -	4.07 -
Energy efficiency ηs,h	%	170.6	177.0	159.4	166.2	159.8
› Indoor unit		**KPVH-224 DN11**	**KPVH-280 DN11**	**KPVH-335 DN11**	**KPVH-450 DN11**	**KPVH-560 DN11**
Power supply	V/ph/Hz	220-240/1/50	220-240/1/50	220-240/1/50	220-240/1/50	220-240/1/50
Width / Height / Depth	mm	1150 / 1810 / 615	1150 / 1810 / 615	1150 / 1810 / 615	1600 / 1810 / 615	1600 / 1810 / 615
Net weight	kg	155	155	160	204	211
Air flow low / medium / high	m^3/h	3716 / 3976 / 4496	3716 / 3976 / 4496	3724 / 3963 / 4501	6608 / 7056 / 7952	6844 / 7308 / 8236
Air outlet width/height	mm	2x(299/255)	2x(299/255)	2x(299/255)	3x(293/255)	3x(293/255)
Sound pressure	dB(A)	50.6 / 54.9/ 59	50.6 / 54.9/ 59	48.2 / 51.8/ 55.7	51 / 55.6/ 59.5	52.1 / 57.1/ 61
Sound power level	dB(A)	66.5/71.6/76.0	66.5/71.6/76.0	67.9/72.3/75.9	71.1/75.6/79.9	71.8/76.9/80.8
Max. pressure available	Pa	0-400	0-400	0-400	0-400	0-400
› Outdoor unit		**KUE 224 DN11**	**KUE 280 DN11**	**KUE 335 DN11**	**KUE 450 DN11**	**KUE 560 DN11**
Compressor type		DC inverter rotary	DC inverter rotary	DC inverter rotary	DC Inverter	DC Inverter
Power supply	V/ph/Hz	380-415/3/50	380-415/3/50	380-415/3/50	380-415/3/50	380-415/3/50
Width / Height / Depth	mm	1120 / 1558 / 528	1120 / 1558 / 528	1120 / 1558 / 528	1250 / 1760 / 580	1250 / 1760 / 580
Net weight	kg	143	144	157	214	234
Communication protocol		S6	S6	S6	S6/S8	S6/S8
Air flow	m^3/h	9000	11000	11300	18500	18500
Static pressure	Pa	-	-	-	0-35	0-35
Sound pressure	dB(A)	58	60	61	60	61
Sound power level	dB(A)	78	78	81	86	89
› Refrigerant						
Type refrigerant		R-410A	R-410A	R-410A	R-410A	R-410A
GWP		2088	2088	2088	2088	2088
Refrigerant charge	kg	6,5	6,5	8	8	8,5
t CO_2eq	tCO_2	13.57	13.57	16.70	16.70	17.75
Liquid / Gas pipe diameter	inch	1/2" / 3/4"	1/2" / 7/8"	1/2" / 7/8"	5/8" / 1-1/8"	5/8" / 1-1/8"
Piping total length	m	50	50	50	60	60
Vertical piping max. length	m	25	25	25	30	30
› Working range						
Outdoor ambient temperature for heating min. / max.	°C	-20 / 27	-20 / 27	-20 / 27	-30 / 30	-30 / 30
Outdoor ambient temperature for cooling min. / max.	°C	-5 / 55	-5 / 55	-5 / 55	-15 / 55	-15 / 55

Cooling capacity conditions: Indoor temperature 27°C DB / 19°C WB; Outdoor temperature 35°C DB; Equivalent piping length 7.5 m with zero elevation difference; Data calculated using duct-type indoor unit; Simultaneity 100%.**Heating capacity conditions:** Indoor temperature 20°C DB; Outdoor temperature 7°C DB / 6°C WB; Equivalent piping length 7.5 m with zero elevation difference; Data calculated using duct-type indoor unit; Simultaneity 100%.**Sound level:** Measurement taken 1 m in front of the unit and 1.3 m above the floor in a semi-anechoic chamber.**Pipe sizing** and additional refrigerant charge of the selected system must be verified using Selecta Online HVACSSP.
NOTE: Before installing these units, current legislation regarding refrigerant gases must be consulted.

Magnus Multi Vertical HC



The MAGNUS Multi Vertical High Capacity range offers the possibility of adjusting to the needs of those spaces that, due to their large dimensions, require distributed air conditioning.



KCT-04 SR
Included Control

FOR "COMPATIBLE CONTROLS AND ACCESSORIES" SEE PAGE 158

Characteristics

- Connectable up to 2 indoor units of the same model.
- 100% Inverter Technology.
- Compact size outdoor unit, designed for easy transport and installation.
- Indoor unit with available pressure up to 400 Pa.
- Constant air flow.
- Control included.



R-410A REFRIGERANT | DC INVERTER COMPRESSOR | DC INVERTER EXTERNAL FAN | DC INVERTER INTERNAL FAN | TWINS | INDOOR INSTALLATION

Set model		KVHM2-450 DN11	KVHM2-560 DN11
› Set			
Cooling capacity rated	kW	45	56
Heating capacity rated	kW	56	63
Heating capacity max.	kW	56	63
Cooling input rated	W	16000	22900
Heating input rated	W	12200	15500
Heating input max.	W	15700.0	20300.0
EER		2.82 -	2.45 -
COP		3.68 -	3.62 -
SEER		6.77 -	6.30 -
Energy efficiency Ƞs,c	%	267.8	249.0
SCOP		4.23 -	4.07 -
Energy efficiency Ƞs,h	%	166.2	159.8
› Indoor unit		**2 x KPVH-224 DN11**	**2 x KPVH-280 DN11**
Power supply	V/ph/Hz	220-240/1/50	220-240/1/50
Width / Height / Depth	mm	1150 / 1810 / 615	1150 / 1810 / 615
Net weight	kg	155	155
Air flow low / medium / high	m^3/h	3716 / 3976 / 4496	3716 / 3976 / 4496
Air outlet width/height	mm	2x(299/255)	2x(299/255)
Sound pressure	dB(A)	50.6 / 54.9/ 59	50.6 / 54.9/ 59
Sound power level	dB(A)	66.5/71.6/76.0	66.5/71.6/76.0
Max. pressure available	Pa	0-400	0-400
Branch model		KCMI-03D	KCMI-03D
› Outdoor unit		**KUE 450 DN11**	**KUE 560 DN11**
Compressor type		DC Inverter	DC Inverter
Power supply	V/ph/Hz	380-415/3/50	380-415/3/50
Width / Height / Depth	mm	1250 / 1760 / 580	1250 / 1760 / 580
Net weight	kg	214	234
Communication protocol		S6/S8	S6/S8
Air flow	m^3/h	18500	18500
Static pressure	Pa	0-35	0-35
Sound pressure	dB(A)	60	61
Sound power level	dB(A)	86	89
› Refrigerant			
Type refrigerant		R-410A	R-410A
GWP		2088	2088
Refrigerant charge	kg	8	8,5
t CO_2eq	tCO_2	16.70	17.75
Liquid / Gas pipe diameter	inch	5/8" / 1-1/8"	5/8" / 1-1/8"
Piping total length	m	70	70
Vertical piping max. length	m	30	30
› Working range			
Outdoor ambient temperature for heating min. / max.	°C	-30 / 30	-30 / 30
Outdoor ambient temperature for cooling min. / max.	°C	-15 / 55	-15 / 55

Cooling capacity conditions: Indoor temperature 27°C DB / 19°C WB; Outdoor temperature 35°C DB; Equivalent piping length 7.5 m with zero elevation difference; Data calculated using duct-type indoor unit; Simultaneity 100%.**Heating capacity conditions:** Indoor temperature 20°C DB; Outdoor temperature 7°C DB / 6°C WB; Equivalent piping length 7.5 m with zero elevation difference; Data calculated using duct-type indoor unit; Simultaneity 100%.**Sound level:** Measurement taken 1 m in front of the unit and 1.3 m above the floor in a semi-anechoic chamber.**Pipe sizing** and additional refrigerant charge of the selected system must be verified using Selecta Online HVACSSP.
NOTE: Before installing these units, current legislation regarding refrigerant gases must be consulted.

Magnus KAHU



The new MAGNUS KAHU range is specifically designed for control and adjustment of Air Handling Units from its direct expansion coil from 20 kW up to 56 kW.



Characteristics

- S8 Technology.
- 100% Inverter Technology.
- Supports Modbus RTU.
- Optional third-party control.



KCT-04 SR
Included control

FOR "COMPATIBLE CONTROLS AND ACCESSORIES" SEE PAGE 158



Set model		KAHUM-200 DN11	KAHUM-224 DN11	KAHUM-280 DN11
› Set				
Cooling capacity rated	kW	20	22,4	28
Heating capacity rated	kW	20	22,4	28
Heating capacity max.	kW	22,5	25	31,5
Cooling input rated	W	5280	6770	12020
Heating input rated	W	4430	5420	7550
Heating input max.	W	5950.0	6670.0	8730.0
EER		3.88 -	3.30 -	2.15 -
COP		4.51 -	4.21 -	3.68 -
SEER		7.16 -	6.85 -	5.94 -
Energy efficiency ηs,c	%	283.4	271.0	234.6
SCOP		4.04 -	4.34 -	4.50 -
Energy efficiency ηs,h	%	158.6	170.6	177.0
› Indoor unit		**KAHU 200.5**	**KAHU 360.5**	**KAHU 360.5**
Power supply	V/ph/Hz	220-240/1/50	220-240/1/50	220-240/1/50
Width / Height / Depth	mm	479 / 384 / 134	479 / 384 / 134	479 / 384 / 134
Net weight	kg	6,2	6,2	6,2
› Outdoor unit		**KUE 200 DN11**	**KUE 224 DN11**	**KUE 280 DN11**
Compressor type		DC inverter rotary	DC inverter rotary	DC inverter rotary
Power supply	V/ph/Hz	380-415/3/50	380-415/3/50	380-415/3/50
Width / Height / Depth	mm	1120 / 1558 / 528	1120 / 1558 / 528	1120 / 1558 / 528
Net weight	kg	143	143	144
Communication protocol		S6	S6	S6
Air flow	m^3/h	9000	9000	11000
Static pressure	Pa	-	-	-
Sound pressure	dB(A)	58	58	60
Sound power level	dB(A)	78	78	78
› Refrigerant				
Type refrigerant		R-410A	R-410A	R-410A
GWP		2088	2088	2088
Refrigerant charge	kg	6,5	6,5	6,5
t CO_2eq	tCO_2	13.57	13.57	13.57
Liquid / Gas pipe diameter	inch	1/2" / 3/4"	1/2" / 3/4"	1/2" / 7/8"
Piping total length	m	50	50	50
Vertical piping max. length	m	25	25	25
› Working range				
Outdoor ambient temperature for heating min. / max.	°C	-20 / 27	-20 / 27	-20 / 27
Outdoor ambient temperature for cooling min. / max.	°C	-5 / 55	-5 / 55	-5 / 55

Cooling and heating capacity. Cooling and heating input. Energy efficiency: Rated conditions: Cooling 27°C BS/19°C BH indoor, 35°C BS outdoor. Heating 20°C BS indoor, 7°C BS/6°C BH outdoor. Piping length 7.5 m, Height 0 m. For longer pipe lengths, testing via Selecta Online HVACSSP is required.**Sound pressure:** Measurement of the sound pressure is taken using a semi-anechoic chamber at a distance of 1 m from the machine at a height of 1.3 m.**Refrigerant charge:** This is the amount of refrigerant that has been charged in the unit. In order to apply a supplementary charge, it is necessary to use the formula from the technical manual.**NOTE:** Before installing these units, current legislation regarding refrigerant gases must be consulted.

Magnus KAHU

Set model		KAHUM-335 DN11	KAHUM-400 DN11
> Set			
Cooling capacity rated	kW	33,5	40
Heating capacity rated	kW	33,5	40
Heating capacity max.	kW	37,5	45
Cooling input rated	W	15300	15700
Heating input rated	W	10150	11700
Heating input max.	W	11720.0	14600.0
EER		2.23 -	2.54 -
COP		3.63 -	3.42 -
SEER		6.35 -	6.65 -
Energy efficiency ηs,c	%	251.0	263.0
SCOP		4.06 -	4.15 -
Energy efficiency ηs,h	%	159.4	163.0
> Indoor unit		**KAHU 360.5**	**KAHU 560.5**
Power supply	V/ph/Hz	220-240/1/50	220-240/1/50
Width / Height / Depth	mm	479 / 384 / 134	479 / 384 / 134
Net weight	kg	6,2	6,4
> Outdoor unit		**KUE 335 DN11**	**KUE 400 DN11**
Compressor type		DC inverter rotary	DC Inverter
Power supply	V/ph/Hz	380-415/3/50	380-415/3/50
Width / Height / Depth	mm	1120 / 1558 / 528	1130 / 1760 / 580
Net weight	kg	157	187
Communication protocol		S6	S6/S8
Air flow	m^3/h	11300	12500
Static pressure	Pa	-	0-35
Sound pressure	dB(A)	61	59
Sound power level	dB(A)	81	82
> Refrigerant			
Type refrigerant		R-410A	R-410A
GWP		2088	2088
Refrigerant charge	kg	8	7,4
t CO_2eq	tCO_2	16.70	15.45
Liquid / Gas pipe diameter	inch	1/2" / 7/8"	1/2" / 1"
Piping total length	m	50	60
Vertical piping max. length	m	25	30
> Working range			
Outdoor ambient temperature for heating min. / max.	°C	-20 / 27	-30 / 30
Outdoor ambient temperature for cooling min. / max.	°C	-5 / 55	-15 / 55

Cooling and heating capacity. Cooling and heating input. Energy efficiency: Rated conditions: Cooling 27°C BS/19°C BH indoor, 35°C BS outdoor. Heating 20°C BS indoor, 7°C BS/6°C BH outdoor. Piping length 7.5 m, Height 0 m. For longer pipe lengths, testing via Selecta Online HVACSSP is required.**Sound pressure:** Measurement of the sound pressure is taken using a semi-anechoic chamber at a distance of 1 m from the machine at a height of 1.3 m.**Refrigerant charge:** This is the amount of refrigerant that has been charged in the unit. In order to apply a supplementary charge, it is necessary to use the formula from the technical manual.**NOTE:** Before installing these units, current legislation regarding refrigerant gases must be consulted.



Set model		KAHUM-450 DN11	KAHUM-560 DN11
› Set			
Cooling capacity rated	kW	45	56
Heating capacity rated	kW	45	56
Heating capacity max.	kW	50	63
Cooling input rated	W	16000	22900
Heating input rated	W	12200	15500
Heating input max.	W	15700.0	20300.0
EER		2.82 -	2.45 -
COP		3.68 -	3.62 -
SEER		6.77 -	6.30 -
Energy efficiency Ƞs,c	%	267.8	249.0
SCOP		4.23 -	4.07 -
Energy efficiency Ƞs,h	%	166.2	159.8
› Indoor unit		**KAHU 560.5**	**KAHU 560.5**
Power supply	V/ph/Hz	220-240/1/50	220-240/1/50
Width / Height / Depth	mm	479 / 384 / 134	479 / 384 / 134
Net weight	kg	6,4	6,4
› Outdoor unit		**KUE 450 DN11**	**KUE 560 DN11**
Compressor type		DC Inverter	DC Inverter
Power supply	V/ph/Hz	380-415/3/50	380-415/3/50
Width / Height / Depth	mm	1250 / 1760 / 580	1250 / 1760 / 580
Net weight	kg	214	234
Communication protocol		S6/S8	S6/S8
Air flow	m^3/h	18500	18500
Static pressure	Pa	0-35	0-35
Sound pressure	dB(A)	60	61
Sound power level	dB(A)	86	89
› Refrigerant			
Type refrigerant		R-410A	R-410A
GWP		2088	2088
Refrigerant charge	kg	8	8,5
t CO_2eq	tCO_2	16.70	17.75
Liquid / Gas pipe diameter	inch	5/8" / 1-1/8"	5/8" / 1-1/8"
Piping total length	m	60	60
Vertical piping max. length	m	30	30
› Working range			
Outdoor ambient temperature for heating min. / max.	°C	-30 / 30	-30 / 30
Outdoor ambient temperature for cooling min. / max.	°C	-15 / 55	-15 / 55

Cooling and heating capacity. Cooling and heating input. Energy efficiency: Rated conditions: Cooling 27°C BS/19°C BH indoor, 35°C BS outdoor. Heating 20°C BS indoor, 7°C BS/6°C BH outdoor. Piping length 7.5 m, Height 0 m. For longer pipe lengths, testing via Selecta Online HVACSSP is required.**Sound pressure:** Measurement of the sound pressure is taken using a semi-anechoic chamber at a distance of 1 m from the machine at a height of 1.3 m.**Refrigerant charge:** This is the amount of refrigerant that has been charged in the unit. In order to apply a supplementary charge, it is necessary to use the formula from the technical manual.**NOTE:** Before installing these units, current legislation regarding refrigerant gases must be consulted.

Compatible controls and accessories

- ✔ Included as standard
- ● Recommended
- ○ Optional
- ⊗ Not supported

For more information see Controllers section.





			Magnus Series	Magnus Vertical HC	Magnus KAHU
Wireless controller			○ KI-07*	○ KI-07*	⊗
Wired controller	Without WiFi 		○ KCT-04 SR	✔ KCT-04 SR	○ KCT-04 SR
	With WiFi 		○ KCT-05 SRPSWF ○ KCT-06 SRPSWF	○ KCT-05 SRPSWF ○ KCT-06 SRPSWF	○ KCT-05 SRPSWF ○ KCT-06 SRPSWF
BMS	Modbus 	1 IDU	○ K01-MODBUS 1	○ K01-MODBUS 1	✔
		4, 16 or 64 IDU	○ FRI-BMS	○ FRI-BMS	○ FRI-BMS
	Bacnet 	1 IDU	○ K05 BACNET 1	○ K05 BACNET 1	○ K05 BACNET 1
		4, 16 or 64 IDU	○ FRI-BMS	○ FRI-BMS	○ FRI-BMS
	KNX 	1 IDU	○ K01-KNX 1	○ K01-KNX 1	○ K01-KNX 1
		4, 16 or 64 IDU	○ FRI-BMS	○ FRI-BMS	○ FRI-BMS
Centralised control	Touchscreen 		○ KCCT-128C IPS ○ KCCT-384C-M IPS	○ KCCT-128C IPS ○ KCCT-384C-M IPS	○ KCCT-128C IPS ○ KCCT-384C-M IPS
			○ KCCT-64 IPS (A) ○ KCCT-384B IPS (B)	○ KCCT-64 IPS (A) ○ KCCT-384B IPS (B)	○ KCCT-64 IPS (A) ○ KCCT-384B IPS (B)
	Web 		○ KCC-64 CLOUD	○ KCC-64 CLOUD	○ KCC-64 CLOUD
			○ KCC-64 WEB	○ KCC-64 WEB	○ KCC-64 WEB

*A wired controller is needed



Magnus Multi Ducts



Magnus Multi Cassettes



Magnus Multi Vertical HC

◯ KI-07*	◯ KI-07	◯ KI-07*
◯ KCT-04 SR	◯ KCT-04 SR	● KCT-04 SR
◯ KCT-05 SRPSWF ◯ KCT-06 SRPSWF	◯ KCT-05 SRPSWF ◯ KCT-06 SRPSWF	◯ KCT-05 SRPSWF ◯ KCT-06 SRPSWF
◯ K01-MODBUS 1	◯ K01-MODBUS 1	◯ K01-MODBUS 1
◯ FRI-BMS	◯ FRI-BMS	◯ FRI-BMS
◯ K05 BACNET 1	◯ K05 BACNET 1	◯ K05 BACNET 1
◯ FRI-BMS	◯ FRI-BMS	◯ FRI-BMS
◯ K01-KNX 1	◯ K01-KNX 1	◯ K01-KNX 1
◯ FRI-BMS	◯ FRI-BMS	◯ FRI-BMS
◯ KCCT-128C IPS ◯ KCCT-384C-M IPS	◯ KCCT-128C IPS ◯ KCCT-384C-M IPS	◯ KCCT-128C IPS ◯ KCCT-384C-M IPS
◯ KCCT-64 IPS (A) ◯ KCCT-384B IPS (B)	◯ KCCT-64 IPS (A) ◯ KCCT-384B IPS (B)	◯ KCCT-64 IPS (A) ◯ KCCT-384B IPS (B)
◯ KCC-64 CLOUD	◯ KCC-64 CLOUD	◯ KCC-64 CLOUD
◯ KCC-64 WEB	◯ KCC-64 WEB	◯ KCC-64 WEB

References | Key Installations

The **High-Capacity Zen Range** for commercial applications offers multiple installation possibilities that are highly energy-efficient and environmentally friendly. High-capacity equipment is notable for its ability to provide comfort to premises that require large airflows.





1. **Volkswagen** *(Dealership)*: Cabrera de Mar (Spain), High Capacity Zen
2. **Basic Fit** *(Gym)*: Madrid (Spain), High Capacity Zen, 140 kW







3. **Encuentro** *(Fashion Stores)*: Madrid and Seville (Spain), High Capacity Zen, 100 kW
4. **2RN Transmission Services** *(TV Networking)*: Dublin (Ireland), 2 No. KPDUF-280 DN4 Systems serving computer rack room
5. **Hutton & Meade** *(Hyundai Dealership)*: Dublin (Ireland), 3 No. KPDUF-560V DN4 Systems serving car dealership showroom

Other customers that have trusted Kaysun Zen

Hotels, public buildings hospitals, health clinics and centres

- Autism Association of Jeréz (Cádiz)
- Joan XXIII Hospital (Tarragona)
- Salamanca Hospital (Salamanca)
- Sagrado Corazón Health Clinic (Madrid)
- Museum of Oil (Jaén)
- Depentya Foundation (Seville)
- Nuevo Arcangel Football Stadium (Córdoba)

Private residences

- Residential Complex (Vera)
- Alpe Property Developments (Tortosa)
- 134 private residences in East Seville (Seville)
- Mercainmo Property Developments (Lleida)
- Residential Complex (Marbella)
- 503 private residences in Bekinsa Residential Complex (Seville)
- Las Brisas Hotel (Llanes)

Business centres and offices

- Navarrete Offices (La Rioja)
- Eder Epele offices (Guipúzcoa)
- Greg Business Centre (Barcelona)
- Trade Fair (Valladolid)
- Electric Rooms- Asturiana del Zinz S.A.U. (Asturias)
- Galvanizados Avilés offices (Avilés)
- Retevisión Valladolid (Valladolid)
- Eiffage Energy offices (Ávila)
- Acofarma offices (Terrassa)
- Jordi Verna offices (Granollers)
- Banca March offices (Mallorca)
- Carrefour offices (Málaga)
- Barceló Market (Madrid)
- Day SWRO Desalination offices (Marruecos)
- Caja Rural Zamora bank offices (Zamora)

Restaurants

- 100 Montaditos Brewery (Córdoba)
- Vermut Rofes Restaurants (Reus)
- La Sureña Brewery (Córdoba)
- WOK Restaurant (Cáceres)

Commercial building

- Unity Skates shop (Zaragoza)
- Lecrerc Mall (Málaga)
- Confecciones Rubio clothes shop (Cádiz, Seville and Córdoba)
- Aurgi (Madrid)
- Toyota authorised dealer (Oviedo)
- Stradivarius (Manresa)
- Vitaldent dental clinic (different locations)
- Lacoste (Vilagarcía de Arousa)
- Lowfit Gym (Seville)
- Basic Fit Gym (Madrid)
- Alimerka Supermarkets (León)





Industrial VRF Range

Amazon

Mini Amazon Hybrid	**168**
Mini Amazon S8	**170**
Amazon Unitario FD	**172**
Amazon S9 R-32	**176**
Amazon Unitario	**178**
Amazon VI	**180**
Amazon IV HR	**184**
Indoor Units	**186**
Ducts	**188**
Medium Pressure Ducts	**190**
High Pressure Ducts	**192**
Vertical High Capacity	**194**
Compact Cassette 600x600	**196**
Cassette 840x840	**198**
1 Way Cassette	**200**
Floor Standing	**202**
Wall mounted	**204**
Floor/Ceiling	**206**
KAHU	**208**
KRE	**210**
High Temperature Hydraulic Module	**212**
Hydraulic Module Integrated	**214**
Kit DHW Hybrid	**216**
Mini Amazon Hybrid Ducts	**218**
Mini Amazon Hybrid Cassettes	**220**
Accessories	**222**
Protocol compatibilities	**223**
Compatible controls and accessories	**224**
References	**226**

S8 Platform



VRF units use a variety of algorithms and self-learning technology to control equipment performance through operating parameters and timely maintenance, so that the equipment always operates in optimal condition throughout its life cycle.

INNOVATION TIMELINE

1999

Cooperation with other manufacturers on inverter technologies.



S3 (2005)

Launch of the S3 series VRF AC inverter + fixed compressor. The maximum capacity of a single unit is 16 HP.



S4 (2008-2014)

Launch of the S4 and D4 VRF series. Complete product line including heat pump series, heat pump series and water cooling series.



S6 (2017-2020)

Launch of the cooling-only S6 VRF series heat pump and the heat recovery K3F VRF series . It features Full DC Inverter technology and a maximum capacity of a single unit of 32 HP.



S8 (2023)

Launch of the 8th generation of the S8 VRF Series with Full DC Inverter technology. The maximum capacity of a single unit is 36 HP.



S9 (2026)

Launch of the new generation R-32. Development of R-32 compatible accessories to ensure maximum safety. The maximum capacity of a single unit is 16 HP.



Exclusive S8 features

POWERCOM

Powercom communication technology supports **any wiring pattern** instead of daisy-chaining, reducing installation cost. It reaches a communication distance of up to 2000m.

Type of communication

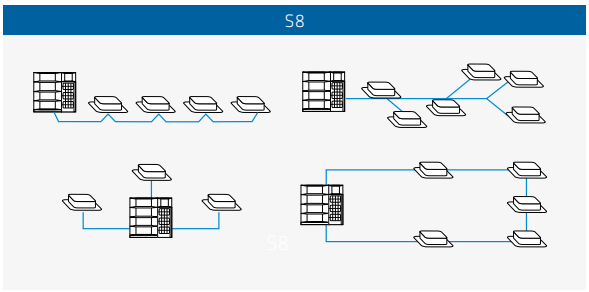

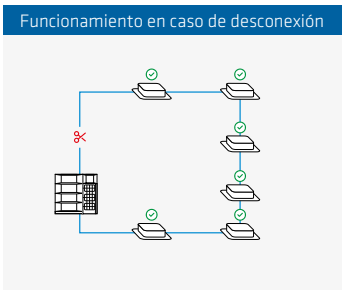

MODBUS AS STANDARD

The new **S9 R32 VRF** integrates the Modbus protocol as a standard feature, enabling efficient connection to third-party BMS without additional gateways.

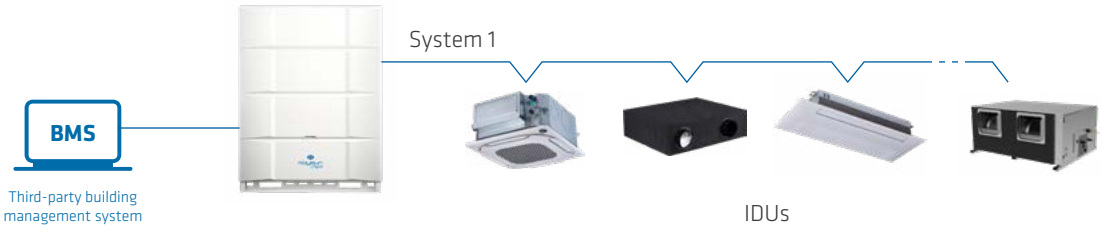



SHIELDBOX 2.0

The electronic box is insulated with **IP68 protection** against corrosion, humidity and external agents.

1. The control box is insulated from R32 refrigerant.
2. It uses low-temperature refrigerant for the module, allowing cooling to 43°C outside without loss of performance.

STANDARD WATTMETER

The **iLetComfort** system includes an electricity consumption display to help save energy.



R-32 Solutions



The new **Kaysun S9 R-32** range is developed in a context marked by the update of European regulatory frameworks regarding refrigerants and safety. Regulations such as **EN 378** and **IEC 60335-2-40** establish the design, installation, and operation criteria that modern air conditioning systems must meet to ensure greater efficiency, safety, and sustainability.

With this new generation, **Kaysun** combines technological innovation, regulatory compliance, and performance optimization, offering solutions ready for current and future regulatory requirements. The use of R-32 refrigerant and the incorporation of new technical provisions allow the S9 range to provide an optimal balance between capacity, safety, energy efficiency, and reduction of environmental impact.

Designed for large-scale commercial and industrial applications, this system combines advanced technology, operational sustainability, and efficient integration in demanding projects.

ADVANTAGES

- **Low GWP** (Global Warming Potential)
- **Zero ODP** (Ozone Depletion Potential)
- Higher efficiency Simplified handling and recycling

Exclusive accessories for R-32

To facilitate the design and installation of systems that fully comply with the aforementioned regulations, **Kaysun** includes in its catalog a series of accessories that help adapt each project to the specific safety requirements and refrigerant load limitations. Among them are included:





KV BOX

The Kaysun KV Boxes are safety devices that automatically isolate the indoor units when a refrigerant leak is detected in S9 VRF systems with R-32. Their installation in false ceilings allows them to be easily integrated into all types of projects without affecting esthetics or usable space. They are available in configurations of 1, 4, 6, and 8 ports, adapting to small, medium, or large installations. They add an active layer of security that helps with regulatory compliance and improves protection in occupied spaces.

KEB-01 EXPANSION BOARD

The KEB-01 is used to connect the R-32 K-N8RS leak detector to the indoor unit of the DN5.0 series. It does not require a separate power supply. This board is equipped with a dry contact that indicates the on/off status of the unit's fan. Additionally, it includes an extra port to connect an additional alarm or a mechanical fan if needed.





R-32 K-N8RS LEAK SENSOR

If the K-N8RS, installed at a maximum height of 1.50m, detects a leak of R-32 refrigerant gas, it immediately shuts down the system, emits an audible and visual alarm, and starts the connected indoor unit at maximum speed to ensure proper air circulation and prevent the refrigerant from concentrating and becoming dangerous.

K-N8SV GAS RECOVERY BOX

To ensure responsible and safe management of R-32 refrigerant in S9 VRF installations, Kaysun offers the K-N8SV recovery box. This accessory allows for the complete recovery of the gas from the circuit in case of a leak detection, automatically closing its shut-off valves and preventing leaks into the environment. It is the ideal complement for projects that prioritize safety, sustainability, and traceability of the refrigerant cycle.

Mini Amazon Hybrid



To respond the challenge of reducing emissions and carbon footprint, Kaysun presents the innovative Mini Amazon Hybrid R-32 range, a next-generation hybrid solution. With 5 models ranging from 8 kW to 16 kW, these outdoor units feature a compact and versatile design, ideal for a wide variety of residential and commercial applications such as small offices, villas, apartments, and more.

Characteristics

- Compact single-fan units.
- Simultaneity up to 130%
- Can be combined with “Hydraulic Module Integrated” or “Kit DHW Hybrid”.
- Compatible with Mini Amazon Hybrid or S8 indoor units.

FOR “COMPATIBLE CONTROLS AND ACCESSORIES” SEE PAGE 224

FOR MORE INFORMATION AND TECHNICAL DATA SCAN DE FOLLOWING QR CODE





R-32 REFRIGERANT


DC INVERTER COMPRESSOR


DC INVERTER EXTERNAL FAN

OUTDOOR INSTALLATION

Outdoor unit model		KMF-80 DVR5	KMF-100 DVR5	KMF-120 DVR5	KMF-140 DVR5	KMF-160 DVR5
Cooling capacity rated	kW	7.2	9	12,3	14	15,5
Cooling input rated	kW	2.23	2.94	3.84	4.33	5.13
EER		3.23	3.06	3.20	3.23	3.02
SEER		5.20	5.26	7.40	7.10	6.75
Energy efficiency ηs,c	%	225	225	293	281	267
Heating capacity rated	kW	7,2	9	12,3	14	15,5
Heating input rated	kW	1.92	2.37	3.28	3.60	4.08
COP		3.75	3.80	3.75	3.89	3.80
SCOP		3.80	3.80	4.27	4.60	4.60
Energy efficiency ηs,h	%	225	225	167.8	181	181
Communication protocol		S6	S6	S6	S6	S6
No. indoor units		4	6	7	8	9
Connectable capacity/Simultaneity	%	50-130	50-130	50-130	50-130	50-130
Compressor type		DC Inverter	DC Inverter	DC Inverter	DC Inverter	DC Inverter
No. compressor		1	1	1	1	1
Type refrigerant		R-32	R-32	R-32	R-32	R-32
t CO_2eq	tCO_2	0.95	1.22	1.49	1.62	1.62
GWP		675	675	675	675	675
Refrigerant charge	kg	1.40	1.80	2.20	2.40	2.40
No. fans		1	1	1	1	1
Air flow	m^3/h	3750	4000	5000	5100	5000
Static pressure	Pa	-	-	-	-	-
Sound pressure	dB(A)	54	55	57	56	56
Sound power level	dB(A)	66	68	71	70	70
Liquid / Gas pipe diameter	inch	3/8" / 5/8"	3/8" / 5/8"	3/8" / 5/8"	3/8" / 5/8"	3/8" / 5/8"
Width / Height / Depth	mm	910 / 712 / 426	910 / 712 / 426	950 / 840 / 440	950 / 840 / 440	950 / 840 / 440
Net weight	kg	49	52.50	62.50	77.50	77.50
Power supply	V/ph/Hz	220-240/1/50	220-240/1/50	220-240/1/50	220-240/1/50	220-240/1/50
Outdoor ambient temperature for cooling min. / max.	°C	-15 / 46	-15 / 55	-15 / 55	-15 / 55	-15 / 55
Outdoor ambient temperature for heating min. / max.	°C	-20 / 27	-20 / 27	-20 / 27	-20 / 27	-20 / 27

Cooling capacity conditions: Indoor temperature 27°C DB / 19°C WB; Outdoor temperature 35°C DB; Equivalent pipe length of 5 m with zero height difference; Data calculated with duct-type indoor unit; 100% simultaneity. **Heating capacity conditions:** Indoor temperature 20°C DB; Outdoor temperature 7°C DB / 6°C WB; Equivalent pipe length of 5 m with zero height difference; Data calculated with duct-type indoor unit; 100% simultaneity. **Sound level:** Measurement taken 1 m in front of the unit and 1 m above the floor in a semi-anechoic chamber. **Pipe sizing** and additional refrigerant charge for the selected VRF system must be verified using Selecta Online HVACSSP. *The data and specifications shown in this sheet are subject to change without prior notice. *The images shown in this sheet are for reference only and may differ from the final unit.

Mini Amazon S8





The new Kaysun Mini Amazon S8 series raises the bar for efficient air conditioning in a compact format. With smart technologies, elegant design, and quiet operation, it offers maximum comfort with minimum energy consumption. Its use of R32 refrigerant and DC Inverter components reinforces Kaysun's commitment to sustainability and innovation. Ideal for residential and commercial spaces, it combines performance, reliability, and respect for the environment in a single versatile solution.

Characteristics

- Compact single-fan units.
- Simultaneity up to 160%.
- Only compatible with S8 indoor units.

FOR "COMPATIBLE CONTROLS AND ACCESSORIES" SEE PAGE 224

FOR MORE INFORMATION AND TECHNICAL DATA SCAN DE FOLLOWING QR CODE



Not compatible with Mini Amazon Hybrid indoor units

Outdoor unit model		KMF-180 DTR6
Cooling capacity rated	kW	17,5
Cooling input rated	kW	6.46
EER		2.71
SEER		7.10
Energy efficiency ηs,c	%	281
Heating capacity rated	kW	17,5
Heating input rated	kW	4.49
COP		3.90
SCOP		4.80
Energy efficiency ηs,h	%	189
Communication protocol		S8
No. indoor units		12
Connectable capacity/Simultaneity	%	50-160
Compressor type		DC Inverter
No. compressor		1
Type refrigerant		R-32
t CO_2eq	tCO_2	1.92
GWP		675
Refrigerant charge	kg	2.85
No. fans		1
Air flow	m^3/h	5500
Static pressure	Pa	0-35
Sound pressure	dB(A)	58
Sound power level	dB(A)	73
Liquid / Gas pipe diameter	inch	3/8" / 3/4"
Width / Height / Depth	mm	1038 / 864 / 409
Net weight	kg	94
Power supply	V/ph/Hz	380-415/3/50
Outdoor ambient temperature for cooling min. / max.	°C	-15 / 52
Outdoor ambient temperature for heating min. / max.	°C	-20 / 16.5

NOTES:Cooling capacity conditions: Indoor temperature 27°C DB / 19°C WB; Outdoor temperature 35°C DB; Equivalent pipe length of 5 m with zero height difference; Data calculated with duct-type indoor unit; 100% simultaneity.**Heating capacity conditions:** Indoor temperature 20°C DB; Outdoor temperature 7°C DB / 6°C WB; Equivalent pipe length of 5 m with zero height difference; Data calculated with duct-type indoor unit; 100% simultaneity.**Sound level:** Measurement taken 1 m in front of the unit and 1 m above the floor in a semi-anechoic chamber.**Pipe sizing** and additional refrigerant charge for the selected VRF system must be verified using Selecta Online HVACSSP. *The data and specifications shown in this sheet are subject to change without prior notice. *The images shown in this sheet are for reference only and may differ from the final unit.

Amazon Unitario FD



Individual non-combinable outdoor units with a power range from 20 to 61.5 kW. Both compressors and fans used in these outdoor units are of the DC Inverter type that adapt their operation and consumption to the needs of the equipment.

Characteristics

- S8 technology.
- Small space required for installation.
- Simultaneity coefficient from 50 to 200%*.
- Systems up to 560 meters total pipe length.
- Compatible with centralized controls and BMS.

FOR "COMPATIBLE CONTROLS AND ACCESSORIES" SEE PAGE 224

* See conditions in the corresponding technical documentation.

FOR MORE INFORMATION AND TECHNICAL DATA SCAN DE FOLLOWING QR CODE



R-410A REFRIGERANT | DC INVERTER COMPRESSOR | DC INVERTER EXTERNAL FAN

S6

Outdoor unit model		KMF-200 DN4	KMF-224 DN4
Cooling capacity rated	kW	20	22,4
Cooling input rated	kW	5.15	6.79
EER		3.88	3.30
SEER		7.16	6.85
Energy efficiency ηs,c	%	283.4	271
Heating capacity rated	kW	20	22,4
Heating input rated	kW	4.43	5.32
COP		4.51	4.21
SCOP		4.04	4.34
Energy efficiency ηs,h	%	158.6	170.6
Communication protocol		S6	S6
No. indoor units		11	13
Connectable capacity/Simultaneity	%	50-200	50-200
Compressor type		Rotary Inverter	Rotary Inverter
No. compressor		1	1
Type refrigerant		R-410A	R-410A
t CO_2eq	tCO_2	10.02	12.95
GWP		2088	2088
Refrigerant charge	kg	6.50	6.50
No. fans		2	2
Air flow	m^3/h	9000	9000
Static pressure	Pa	-	-
Sound pressure	dB(A)	58	58
Sound power level	dB(A)	78	78
Liquid / Gas pipe diameter	inch	3/8" / 3/4"	3/8" / 3/4"
Width / Height / Depth	mm	1120 / 1558 / 528	1120 / 1558 / 528
Net weight	kg	143	143
Power supply	V/ph/Hz	380-415/3/50	380-415/3/50
Outdoor ambient temperature for cooling min. / max.	°C	-5 / 48	-5 / 48
Outdoor ambient temperature for heating min. / max.	°C	-20 / 24	-20 / 24

NOTES:Cooling capacity conditions: Indoor temperature 27°C DB / 19°C WB; Outdoor temperature 35°C DB; Equivalent pipe length of 7,5 m with zero height difference; Data calculated with duct-type indoor unit; 100% simultaneity.**Heating capacity conditions:** Indoor temperature 20°C DB; Outdoor temperature 7°C DB / 6°C WB; Equivalent pipe length of 7,5 m with zero height difference; Data calculated with duct-type indoor unit; 100% simultaneity.**Sound level:** Measurement taken 1 m in front of the unit and 1,3 m above the floor in a semi-anechoic chamber.**Pipe sizing** and additional refrigerant charge for the selected VRF system must be verified using Selecta Online HVACSSP. *The data and specifications shown in this sheet are subject to change without prior notice. *The images shown in this sheet are for reference only and may differ from the final unit.

Amazon Unitario FD

S8

Outdoor unit model		KMF-252 DN6	KMF-280 DN6	KMF-335 DN6	KMF-400 DN6
Cooling capacity rated	kW	25,2	28	33,5	40
Cooling input rated	kW	7.83	9.06	13.79	17.86
EER		3.22	3.09	2.43	2.24
SEER		6.75	6.67	6.44	6.19
Energy efficiency ηs,c	%	267	263.8	254.6	244.6
Heating capacity rated	kW	25,2	28	33,5	40
Heating input rated	kW	6.13	6.98	8.98	10.99
COP		4.11	4.01	3.73	3.64
SCOP		4.31	4.63	4.86	4.72
Energy efficiency ηs,h	%	169.4	182.2	191.4	185.8
Communication protocol		S8	S8	S8	S8
No. indoor units		13	16	19	23
Connectable capacity/Simultaneity	%	50-200	50-200	50-200	50-200
Compressor type		DC Inverter	DC Inverter	DC Inverter	DC Inverter
No. compressor		1	1	1	1
Type refrigerant		R-410A	R-410A	R-410A	R-410A
t CO_2eq	tCO_2	12.74	12.74	13.36	15.45
GWP		2088	2088	2088	2088
Refrigerant charge	kg	6.10	6.10	6.40	7.40
No. fans		2	2	2	2
Air flow	m^3/h	11800	12500	12500	12500
Static pressure	Pa	0-35	0-35	0-35	0-35
Sound pressure	dB(A)	56	57	58	59
Sound power level	dB(A)	76	79	81	82
Liquid / Gas pipe diameter	inch	1/2" / 1"	1/2" / 1"	1/2" / 1"	1/2" / 1"
Width / Height / Depth	mm	1130 / 1760 / 580	1130 / 1760 / 580	1130 / 1760 / 580	1130 / 1760 / 580
Net weight	kg	182	182	185	187
Power supply	V/ph/Hz	380-415/3/50	380-415/3/50	380-415/3/50	380-415/3/50
Outdoor ambient temperature for cooling min. / max.	°C	-15 / 55	-15 / 55	-15 / 55	-15 / 55
Outdoor ambient temperature for heating min. / max.	°C	-30 / 30	-30 / 30	-30 / 30	-30 / 30

NOTES:Cooling capacity conditions: Indoor temperature 27°C DB / 19°C WB; Outdoor temperature 35°C DB; Equivalent pipe length of 7,5 m with zero height difference; Data calculated with duct-type indoor unit; 100% simultaneity.**Heating capacity conditions:** Indoor temperature 20°C DB; Outdoor temperature 7°C DB / 6°C WB; Equivalent pipe length of 7,5 m with zero height difference; Data calculated with duct-type indoor unit; 100% simultaneity.**Sound level:** Measurement taken 1 m in front of the unit and 1,3 m above the floor in a semi-anechoic chamber.**Pipe sizing** and additional refrigerant charge for the selected VRF system must be verified using Selecta Online HVACSSP. *The data and specifications shown in this sheet are subject to change without prior notice. *The images shown in this sheet are for reference only and may differ from the final unit.



R-410A REFRIGERANT | DC INVERTER COMPRESSOR | DC INVERTER EXTERNAL FAN

S8

Outdoor unit model		KMF-450 DN6	KMF-500 DN6	KMF-560 DN6	KMF-615 DN6
Cooling capacity rated	kW	45	50	56	61,5
Cooling input rated	kW	18.15	23.81	28.00	36.39
EER		2.48	2.10	2.00	1.69
SEER		6.05	6.00	5.93	5.46
Energy efficiency ηs,c	%	239	237	234.2	215.4
Heating capacity rated	kW	45	50	56	61,5
Heating input rated	kW	12.10	14.49	15.09	17.98
COP		3.72	3.45	3.71	3.42
SCOP		4.83	4.44	4.42	4.38
Energy efficiency ηs,h	%	190.2	174.6	173.8	172.2
Communication protocol		S8	S8	S8	S8
No. indoor units		26	29	33	36
Connectable capacity/Simultaneity	%	50-200	50-200	50-200	50-200
Compressor type		DC Inverter	DC Inverter	DC Inverter	DC Inverter
No. compressor		1	1	1	1
Type refrigerant		R-410A	R-410A	R-410A	R-410A
t CO_2eq	tCO_2	16.70	16.70	17.75	17.75
GWP		2088	2088	2088	2088
Refrigerant charge	kg	8	8	8.50	8.50
No. fans		2	2	2	2
Air flow	m^3/h	18500	20000	18500	19000
Static pressure	Pa	0-35	0-35	0-35	0-35
Sound pressure	dB(A)	60	61	61	62
Sound power level	dB(A)	86	88	89	89
Liquid / Gas pipe diameter	inch	5/8" / 1"-1/8"	5/8" / 1"-1/8"	5/8" / 1"-1/8"	5/8" / 1"-1/8"
Width / Height / Depth	mm	1250 / 1760 / 580	1250 / 1760 / 580	1250 / 1760 / 580	1250 / 1760 / 580
Net weight	kg	214	214	234	234
Power supply	V/ph/Hz	380-415/3/50	380-415/3/50	380-415/3/50	380-415/3/50
Outdoor ambient temperature for cooling min. / max.	°C	-15 / 55	-15 / 55	-15 / 55	-15 / 55
Outdoor ambient temperature for heating min. / max.	°C	-30 / 30	-30 / 30	-30 / 30	-30 / 30

NOTES:Cooling capacity conditions: Indoor temperature 27°C DB / 19°C WB; Outdoor temperature 35°C DB; Equivalent pipe length of 7,5 m with zero height difference; Data calculated with duct-type indoor unit; 100% simultaneity.**Heating capacity conditions:** Indoor temperature 20°C DB; Outdoor temperature 7°C DB / 6°C WB; Equivalent pipe length of 7,5 m with zero height difference; Data calculated with duct-type indoor unit; 100% simultaneity.**Sound level:** Measurement taken 1 m in front of the unit and 1,3 m above the floor in a semi-anechoic chamber.**Pipe sizing** and additional refrigerant charge for the selected VRF system must be verified using Selecta Online HVACSSP. *The data and specifications shown in this sheet are subject to change without prior notice. *The images shown in this sheet are for reference only and may differ from the final unit.

Amazon S9 R-32





Discover the new S9 R-32 range of Kaysun, the revolution in VRF air conditioning. With cutting-edge technology, superior energy efficiency, and compact design, it offers optimal performance even in extreme conditions. Its compatibility with current systems and intelligent management make it the ideal solution for modern projects.

Characteristics

- Control box with IP68 protection.
- Modbus standard.
- Standard wattmeter for consumption control.
- Pressure available up to 80Pa.
- Up to 2 modules can be combined.



Outdoor unit model		K2F-252 DR7	K2F-280 DR7	K2F-335 DR7	K2F-400 DR7	K2F-450 DR7
Cooling capacity rated	kW	25.2	28.0	33.5	40.0	45.0
Cooling input rated	kW	6.3	7.9	9.7	12.1	14.5
EER		4.00	3.55	3.45	3.30	3.10
SEER		8.58	8.38	8.18	8.13	8.00
Heating capacity rated	kW	27.0	31.5	37.5	45.0	50.0
Heating input rated	kW	5.50	6.30	8.10	9.90	11.30
COP		4.55	4.45	4.15	4.05	4.00
SCOP		4.75	4.78	4.72	4.67	4.68
Communication protocol		S8	S8	S8	S8	S8
No. indoor units		13	16	19	23	26
Connectable capacity/Simultaneity	%	50-130*	50-130*	50-130*	50-130*	50-130*
Compressor type		DC Inverter	DC Inverter	DC Inverter	DC Inverter	DC Inverter
No. compressor		1	1	1	1	1
Type refrigerant		R-32	R-32	R-32	R-32	R-32
t CO_2eq	tCO_2	4.52	4.52	4.52	5.74	5.74
GWP		675	675	675	675	675
Refrigerant charge	kg	6.70	6.70	6.70	8.50	8.50
No. fans		1	1	1	1	1
Air flow	m^3/h	12600	12600	14400	15600	15600
Static pressure	Pa	20-80	20-80	20-80	20-80	20-80
Sound pressure	dB(A)	58	58	61	63	65
Sound power level	dB(A)	78	79	82	83	85
Liquid / Gas pipe diameter	inch	1/2" / 1"	1/2" / 1"	1/2" / 1"	5/8" / 1"-1/8"	5/8" / 1"-1/8"
Width / Height / Depth	mm	960 / 1760 / 840	960 / 1760 / 840	960 / 1760 / 840	960 / 1760 / 840	960 / 1760 / 840
Net weight	kg	203	203	203	218	218
Power supply	V/ph/Hz	380-415/3/50	380-415/3/50	380-415/3/50	380-415/3/50	380-415/3/50
Outdoor ambient temperature for cooling min. / max.	°C	-15 / 55	-15 / 55	-15 / 55	-15 / 55	-15 / 55
Outdoor ambient temperature for heating min. / max.	°C	-30 / 30	-30 / 30	-30 / 30	-30 / 30	-30 / 30

Accessories	Model
Expansion board for K-N8RS	KEB-01
R-32 gas leak detector. Compatible with S8 indoor units.	K-N8RS
Safety box with shut-off valve - 1 outlet	K-SV01
Safety box with shut-off valves - 4 outlets	K-SV04
Safety box with shut-off valves - 6 outlets	K-SV06
Safety box with shut-off valves - 8 outlets	K-SV08

NOTES:Cooling capacity conditions: Indoor temperature 27°C DB / 19°C WB; Outdoor temperature 35°C DB; Equivalent pipe length of 5 m with zero height difference; Data calculated with duct-type indoor unit; 100% simultaneity.**Heating capacity conditions:** Indoor temperature 20°C DB; Outdoor temperature 7°C DB / 6°C WB; Equivalent pipe length of 5 m with zero height difference; Data calculated with duct-type indoor unit; 100% simultaneity.**Sound level:** Measurement taken 1 m in front of the unit and 1 m above the floor in a semi-anechoic chamber.**Pipe sizing** and additional refrigerant charge for the selected VRF system must be verified using Selecta Online HVACSSP. *The data and specifications shown in this sheet are subject to change without prior notice. *The images shown in this sheet are for reference only and may differ from the final unit.

Amazon Unitario





The V8 Series VRF uses a variety of algorithms and self-learning technology to monitor the operation of the equipment through operating parameters and timely maintenance, so that the equipment always runs in optimal condition throughout its life cycle.

Characteristics

- Single modules.
- Up to 200%* simultaneity.
- Auto Addressing.
- 10 Priority Modes.
- Advanced Silent Technology.

FOR "COMPATIBLE CONTROLS AND ACCESSORIES" SEE PAGE 224

* See conditions in the corresponding technical documentation.

FOR MORE INFORMATION AND TECHNICAL DATA SCAN DE FOLLOWING QR CODE



R-410A REFRIGERANT | DC INVERTER COMPRESSOR | CONDENSATION CONTROL | DC INVERTER EXTERNAL FAN

Outdoor unit model		K2UF-280 DN6	K2UF-450 DN6	K2UF-500 DN6	K2UF-560 DN6	K2UF-670 DN6	K2UF-785 DN6	K2UF-900 DN6
Cooling capacity rated	kW	28	45	50	56	67	78,5	90
Cooling input rated	kW	9.03	18.75	18.87	22.67	31.75	34.43	44.55
EER		3.10	2.40	2.65	2.47	2.11	2.28	2.02
SEER		7.20	6.60	6.85	6.55	6.45	6.30	6.00
Energy efficiency ηs,c	%	285	261	271	259	255	249	237
Heating capacity rated	kW	28	45	50	56	67	78,5	90
Heating input rated	kW	7.27	13.24	13.12	15.01	18.61	23.79	28.13
COP		3.85	3.40	3.81	3.73	3.60	3.30	3.20
SCOP		4.35	4.30	4.35	4.41	4.46	4.15	4.13
Energy efficiency ηs,h	%	171	169	171	173.4	175.4	163	162.2
Communication protocol		S8	S8	S8	S8	S8	S8	S8
No. indoor units		16	26	29	33	39	46	53
Connectable capacity/Simultaneity	%	50-200	50-200	50-200	50-200	50-200	50-200	50-200
Compressor type		DC Inverter	DC Inverter	DC Inverter	DC Inverter	DC Inverter	DC Inverter	DC Inverter
No. compressor		1	1	2	2	2	2	2
Type refrigerant		R-410A	R-410A	R-410A	R-410A	R-410A	R-410A	R-410A
t CO_2eq	tCO_2	14.62	16.71	19.42	19.42	24.97	24.97	24.97
GWP		2088	2088	2088	2088	2088	2088	2088
Refrigerant charge	kg	7	8.4	9.3	9.3	11.96	11.96	11.96
No. fans		1	1	2	2	2	2	2
Air flow	m^3/h	12600	15600	22000	22000	21500	28000	28000
Static pressure	Pa	20-120	20-120	20-120	20-120	20-120	20-120	20-120
Sound pressure	dB(A)	58	65	65	66	67	68	68
Sound power level	dB(A)	84	86	88	89	92	93	93
Liquid / Gas pipe diameter	inch	1/2" / 1"	5/8" / 1-1/8"	5/8" / 1-1/8"	5/8" / 1-1/8"	5/8" / 1-1/8"	7/8" / 1-3/8"	7/8" / 1-3/8"
Width / Height / Depth	mm	940 / 1760 / 825	940 / 1760 / 825	1340 / 1760 / 825	1340 / 1760 / 825	1340 / 1760 / 825	1880 / 1760 / 825	1880 / 1760 / 825
Net weight	kg	193	215	295	295	315	396	396
Power supply	V/ph/Hz	380-415/3/50	380-415/3/50	380-415/3/50	380-415/3/50	380-415/3/50	380-415/3/50	380-415/3/50
Outdoor ambient temperature for cooling min. / max.	°C	-15 / 55	-15 / 55	-15 / 55	-15 / 55	-15 / 55	-15 / 55	-15 / 55
Outdoor ambient temperature for heating min. / max.	°C	-30 / 30	-30 / 30	-30 / 30	-30 / 30	-30 / 30	-30 / 30	-30 / 30

Cooling capacity conditions: Indoor temperature 27°C DB / 19°C WB; Outdoor temperature 35°C DB; Equivalent pipe length of 7,5 m with zero height difference; Data calculated with duct-type indoor unit; 100% simultaneity. **Heating capacity conditions:** Indoor temperature 20°C DB; Outdoor temperature 7°C DB / 6°C WB; Equivalent pipe length of 7,5 m with zero height difference; Data calculated with duct-type indoor unit; 100% simultaneity. **Sound level:** Measurement taken 1 m in front of the unit and 1,3 m above the floor in a semi-anechoic chamber. **Pipe sizing** and additional refrigerant charge for the selected VRF system must be verified using Selecta Online HVACSSP. *The data and specifications shown in this sheet are subject to change without prior notice. *The images shown in this sheet are for reference only and may differ from the final unit.

Amazon VI





The Amazon VI series uses a variety of algorithms and self-learning technology to monitor equipment performance using timely operating and maintenance parameters, so that the equipment always operates in optimal condition throughout its life cycle.

Characteristics

- Up to 3 combinable modules.
- Up to 200%* simultaneity.
- Auto Addressing.
- 10 Priority Modes.
- Compatibility with the full range of controls.

FOR "COMPATIBLE CONTROLS AND ACCESSORIES" SEE PAGE 224

* See conditions in the corresponding technical documentation.

FOR MORE INFORMATION AND TECHNICAL DATA SCAN DE FOLLOWING QR CODE



R-410A REFRIGERANT



DC INVERTER COMPRESSOR


CONDENSATION CONTROL



DC INVERTER EXTERNAL FAN


MODULAR

Outdoor unit model		K2F-280 DN6	K2F-335 DN6	K2F-400 DN6
Cooling capacity rated	kW	28	33,5	40
Cooling input rated	kW	9.03	12.14	14.81
EER		3.10	2.76	2.70
SEER		7.20	7.15	6.80
Energy efficiency ηs,c	%	285	283	269
Heating capacity rated	kW	28	33,5	40
Heating input rated	kW	7.27	9.23	11.08
COP		3.85	3.63	3.61
SCOP		4.35	4.34	4.33
Energy efficiency ηs,h	%	171	170.6	170.2
Communication protocol		S8	S8	S8
No. indoor units		16	19	23
Connectable capacity/Simultaneity	%	50-200	50-200	50-200
Compressor type		DC Inverter	DC Inverter	DC Inverter
No. compressor		1	1	1
Type refrigerant		R-410A	R-410A	R-410A
t CO_2eq	tCO_2	14.62	14.62	17.54
GWP		2088	2088	2088
Refrigerant charge	kg	7	7	8.4
No. fans		1	1	1
Air flow	m^3/h	12600	13500	15600
Static pressure	Pa	20-120	20-120	20-120
Sound pressure	dB(A)	58	61	65
Sound power level	dB(A)	84	85	86
Liquid / Gas pipe diameter	inch	1/2" / 1"	1/2" / 1"	5/8" / 1-1/8"
Width / Height / Depth	mm	940 / 1760 / 825	940 / 1760 / 825	940 / 1760 / 825
Net weight	kg	195	195	215
Power supply	V/ph/Hz	380-415/3/50	380-415/3/50	380-415/3/50
Outdoor ambient temperature for cooling min. / max.	°C	-15 / 55	-15 / 55	-15 / 55
Outdoor ambient temperature for heating min. / max.	°C	-30 / 30	-30 / 30	-30 / 30

NOTES:Cooling capacity conditions: Indoor temperature 27°C DB / 19°C WB; Outdoor temperature 35°C DB; Equivalent pipe length of 7,5 m with zero height difference; Data calculated with duct-type indoor unit; 100% simultaneity.**Heating capacity conditions:** Indoor temperature 20°C DB; Outdoor temperature 7°C DB / 6°C WB; Equivalent pipe length of 7,5 m with zero height difference; Data calculated with duct-type indoor unit; 100% simultaneity.**Sound level:** Measurement taken 1 m in front of the unit and 1,3 m above the floor in a semi-anechoic chamber.**Pipe sizing** and additional refrigerant charge for the selected VRF system must be verified using Selecta Online HVACSSP. *The data and specifications shown in this sheet are subject to change without prior notice. *The images shown in this sheet are for reference only and may differ from the final unit.

Amazon VI

Outdoor unit model		K2F-450 DN6	K2F-560 DN6	K2F-615 DN6
Cooling capacity rated	kW	45	56	61,5
Cooling input rated	kW	18.75	22.67	25.84
EER		2.40	2.47	2.38
SEER		6.60	6.55	6.68
Energy efficiency ηs,c	%	261	259	264
Heating capacity rated	kW	45	56	61,5
Heating input rated	kW	13.24	15.01	17.37
COP		3.40	3.73	3.54
SCOP		4.30	4.41	4.38
Energy efficiency ηs,h	%	169	173.4	172.2
Communication protocol		S8	S8	S8
No. indoor units		26	33	36
Connectable capacity/Simultaneity	%	50-200	50-200	50-200
Compressor type		DC Inverter	DC Inverter	DC Inverter
No. compressor		1	2	2
Type refrigerant		R-410A	R-410A	R-410A
t CO_2eq	tCO_2	17.54	19.42	24.97
GWP		2088	2088	2088
Refrigerant charge	kg	8.4	9.3	11.96
No. fans		1	2	2
Air flow	m^3/h	15600	22000	21500
Static pressure	Pa	20-120	20-120	20-120
Sound pressure	dB(A)	65	66	66
Sound power level	dB(A)	86	89	89
Liquid / Gas pipe diameter	inch	5/8" / 1-1/8"	5/8" / 1-1/8"	5/8" / 1-1/8"
Width / Height / Depth	mm	940 / 1760 / 825	1340 / 1760 / 825	1340 / 1760 / 825
Net weight	kg	215	295	315
Power supply	V/ph/Hz	380-415/3/50	380-415/3/50	380-415/3/50
Outdoor ambient temperature for cooling min. / max.	°C	-15 / 55	-15 / 55	-15 / 55
Outdoor ambient temperature for heating min. / max.	°C	-30 / 30	-30 / 30	-30 / 30

NOTES:Cooling capacity conditions: Indoor temperature 27°C DB / 19°C WB; Outdoor temperature 35°C DB; Equivalent pipe length of 7,5 m with zero height difference; Data calculated with duct-type indoor unit; 100% simultaneity.**Heating capacity conditions:** Indoor temperature 20°C DB; Outdoor temperature 7°C DB / 6°C WB; Equivalent pipe length of 7,5 m with zero height difference; Data calculated with duct-type indoor unit; 100% simultaneity.**Sound level:** Measurement taken 1 m in front of the unit and 1,3 m above the floor in a semi-anechoic chamber.**Pipe sizing** and additional refrigerant charge for the selected VRF system must be verified using Selecta Online HVACSSP. *The data and specifications shown in this sheet are subject to change without prior notice. *The images shown in this sheet are for reference only and may differ from the final unit.



R-410A REFRIGERANT



DC INVERTER COMPRESSOR


CONDENSATION CONTROL



DC INVERTER EXTERNAL FAN


MODULAR

Outdoor unit model		K2F-670 DN6	K2F-785 DN6	K2F-900 DN6
Cooling capacity rated	kW	67	78,5	90
Cooling input rated	kW	31.75	34.43	44.55
EER		2.11	2.28	2.02
SEER		6.45	6.30	6.00
Energy efficiency ηs,c	%	255	249	237
Heating capacity rated	kW	67	78,5	90
Heating input rated	kW	18.61	23.79	28.13
COP		3.60	3.30	3.20
SCOP		4.46	4.15	4.13
Energy efficiency ηs,h	%	175.4	163	162.2
Communication protocol		S8	S8	S8
No. indoor units		39	46	53
Connectable capacity/Simultaneity	%	50-200	50-200	50-200
Compressor type		DC Inverter	DC Inverter	DC Inverter
No. compressor		2	2	2
Type refrigerant		R-410A	R-410A	R-410A
t CO_2eq	tCO_2	24.97	24.97	24.97
GWP		2088	2088	2088
Refrigerant charge	kg	11.96	11.96	11.96
No. fans		2	2	2
Air flow	m^3/h	21500	28000	28000
Static pressure	Pa	20-120	20-120	20-120
Sound pressure	dB(A)	67	68	68
Sound power level	dB(A)	92	93	93
Liquid / Gas pipe diameter	inch	5/8" / 1-1/8"	7/8" / 1-3/8"	7/8" / 1-3/8"
Width / Height / Depth	mm	1340 / 1760 / 825	1880 / 1760 / 825	1880 / 1760 / 825
Net weight	kg	315	396	396
Power supply	V/ph/Hz	380-415/3/50	380-415/3/50	380-415/3/50
Outdoor ambient temperature for cooling min. / max.	°C	-15 / 55	-15 / 55	-15 / 55
Outdoor ambient temperature for heating min. / max.	°C	-30 / 30	-30 / 30	-30 / 30

NOTES:Cooling capacity conditions: Indoor temperature 27°C DB / 19°C WB; Outdoor temperature 35°C DB; Equivalent pipe length of 7,5 m with zero height difference; Data calculated with duct-type indoor unit; 100% simultaneity.**Heating capacity conditions:** Indoor temperature 20°C DB; Outdoor temperature 7°C DB / 6°C WB; Equivalent pipe length of 7,5 m with zero height difference; Data calculated with duct-type indoor unit; 100% simultaneity.**Sound level:** Measurement taken 1 m in front of the unit and 1,3 m above the floor in a semi-anechoic chamber.**Pipe sizing** and additional refrigerant charge for the selected VRF system must be verified using Selecta Online HVACSSP. *The data and specifications shown in this sheet are subject to change without prior notice. *The images shown in this sheet are for reference only and may differ from the final unit.

Amazon IV HR





The Amazon IV HR outdoor groups are variable flow Full DC Inverter with heat recovery (3-pipe). Thanks to their multigroup Inverter boxes, they can produce heat and cold simultaneously on the same cooling circuit. They can achieve capacities of up to 150 kW through the combination of modules, and the units stand out for their high energy efficiency.

Characteristics

- Up to 3 combinable modules.
- Simultaneity up to 200%.
- Available pressure up to 80Pa.
- Changeover boxes with 1, 4, 6 and 10 outlets.
- Hot water production up to 80°C.
- Continuous heating.

FOR "COMPATIBLE CONTROLS AND ACCESSORIES" SEE PAGE 224



R-410A REFRIGERANT | DC INVERTER COMPRESSOR | CONDENSATION CONTROL | DC INVERTER EXTERNAL FAN | MODULAR

		Combinable modules					
Outdoor unit model		K3F-252 DN4S	K3F-280 DN4S	K3F-335 DN4S	K3F-400 DN4S	K3F-450 DN4S	K3F-500 DN4S
Cooling capacity rated	kW	22,4	28	33,5	40	45	50
Cooling input rated	kW	6.55	9.79	11.88	13.20	17.44	22.03
EER		3.42	2.86	2.82	3.03	2.58	2.27
SEER		7.26	6.60	6.80	6.65	6.44	6.22
Energy efficiency ηs,c	%	287.4	261	269	263	254.6	245.8
Heating capacity rated	kW	22,4	28	33,5	40	45	50
Heating input rated	kW	5.01	6.91	9.03	10.05	12.20	13.48
COP		4.47	4.05	3.71	3.98	3.69	3.71
SCOP		4.29	4.39	4.59	4.27	4.33	4.35
Energy efficiency ηs,h	%	168.6	172.6	180.6	167.8	170.2	171
Communication protocol		S6	S6	S6	S6	S6	S6
No. indoor units		64	64	64	64	64	64
Connectable capacity/Simultaneity	%	50-200	50-200	50-200	50-200	50-200	50-200
Compressor type		Scroll Inverter	Scroll Inverter	Scroll Inverter	Scroll Inverter	Scroll Inverter	Scroll Inverter
No. compressor		1	1	1	1	1	1
Type refrigerant		R-410A	R-410A	R-410A	R-410A	R-410A	R-410A
t CO_2eq	tCO_2	16.70	16.70	16.70	20.88	20.88	20.88
GWP		2088	2088	2088	2088	2088	2088
Refrigerant charge	kg	8	8	8	10	10	10
No. fans		1	1	1	2	2	2
Air flow	m^3/h	9000	9500	10000	14000	14900	15800
Static pressure	Pa	0-80	0-80	0-80	0-80	0-80	0-80
Sound pressure	dB(A)	58	61	62	64	64	65
Sound power level	dB(A)	78	82	83	84	88	88
Liquid / Gas pipe diameter	inch	1/2" /	1/2" /	1/2" /	5/8" /	5/8" /	5/8" /
Low / High pressure gas pipe diameter	inch	1" / 3/4"	1" / 3/4"	1" / 3/4"	1-1/8" / 7/8"	1-1/8" / 7/8"	1-1/8" / 7/8"
Width / Height / Depth	mm	990 / 1635 / 790	990 / 1635 / 790	990 / 1635 / 790	1340 / 1635 / 825	1340 / 1635 / 825	1340 / 1635 / 825
Net weight	kg	232	232	232	300	300	300
Power supply	V/ph/Hz	380-415/3/50	380-415/3/50	380-415/3/50	380-415/3/50	380-415/3/50	380-415/3/50
Outdoor ambient temperature for cooling min. / max.	°C	-5 / 52	-5 / 52	-5 / 52	-5 / 52	-5 / 52	-5 / 52
Outdoor ambient temperature for heating min. / max.	°C	-25 / 19	-25 / 19	-25 / 19	-25 / 19	-25 / 19	-25 / 19
Outdoor ambient temperature for DHW min. / max.	°C	-20 / 43	-20 / 43	-20 / 43	-20 / 43	-20 / 43	-20 / 43

Changeover Box

Model		KVBM-32 DN4S	KVBM-49 DN4S	KVBM-63 DN4S	KVBM-85 DN4S
Communication protocol		S6	S6	S6	S6
No. Outlets		1	4	6	10
No. indoors per outlet		8	5	5	5
No indoors per chageover box		8	20	30	47
Liquid / Gas pipe diameter	inch	3/8" / 1/2" /	3/8" / 1/2" / 5/8" / 3/4" /	3/8" / 1/2" / 5/8" / 3/4" /	3/8" / 5/8" / 3/4" / 7/8" /
Low / High pressure gas pipe diameter	inch	5/8" / 3/4" / 7/8" / 1/2" / 5/8" / 3/4"	3/4" / 7/8" / 1-1/8" / 5/8" / 3/4" / 7/8" / 1-1/8"	3/4" / 7/8" / 1-1/8" / 5/8" / 3/4" / 7/8" / 1-1/8"	7/8" / 1-1/8" / 1-3/8" / 5/8" / 7/8" / 1-1/8"
Width / Height / Depth	mm	440 / 195 / 296	668 / 250 / 574	668 / 250 / 574	974 / 250 / 574
Net weight	kg	10.50	33	36	51
Power supply	V/ph/Hz	220-240/1/50	220-240/1/50	220-240/1/50	220-240/1/50

NOTES:Cooling capacity conditions: Indoor temperature 27°C DB / 19°C WB; Outdoor temperature 35°C DB; Equivalent pipe length of 7,5 m with zero height difference; Data calculated with duct-type indoor unit; 100% simultaneity.**Heating capacity conditions:** Indoor temperature 20°C DB; Outdoor temperature 7°C DB / 6°C WB; Equivalent pipe length of 7,5 m with zero height difference; Data calculated with duct-type indoor unit; 100% simultaneity.**Sound level:** Measurement taken 1 m in front of the unit and 1,3 m above the floor in a semi-anechoic chamber.**Pipe sizing** and additional refrigerant charge for the selected VRF system must be verified using Selecta Online HVACSSP. *The data and specifications shown in this sheet are subject to change without prior notice. *The images shown in this sheet are for reference only and may differ from the final unit.

Indoor Units | Amazon



The wide range of Kaysun indoor units offers versatile solutions for all types of rooms and needs.

These units not only feature the latest S8 technology, but are also compatible with Kaysun R-410A and R-32 VRF systems, and can be conveniently controlled through the NetHome Plus App.

APPLICATIONS



Offices

Kaysun VRF offers solutions for office buildings of all sizes and its intelligent control solutions streamline VRF management. It offers a wide variety of indoor units to suit all designs.



Residential

Compact size and high efficiency make Kaysun indoor units suitable for all residential homes.



Hotels and Shopping Centers

The high efficiency and reliability of Kaysun equipment make it ideal for commercial applications. Intelligent control solutions, such as the touch screen controller, facilitate management.



Hospitals, schools, airports

Innovative design and a variety of indoor unit options make Kaysun VRFs suitable for all types of applications.



DUCTS

- From 1.5 kW to 7.1 kW
- 199 mm ultra-thin height (all models)
- Pressure available up to 50Pa



DUCTS MEDIUM PRESSURE

- From 2,2 kW to 16 kW
- 245 mm ultra-thin height (all models)
- Pressure available up to 160Pa



DUCTS HIGH PRESSURE

- From 20 kW to 56 kW
- 299 mm ultra-thin height (all models)
- Pressure available up to 400Pa



COMPACT CASSETTE 600X600

- From 1,5 kW to 5,6 kW
- 360° air flow
- Pressure available up to 30Pa



CASSETTE 840X840

- From 5,6 kW to 14 kW
- 360° air Flow
- Pressure available up to 50Pa



1 WAY CASSETTE

- From 2,2 kW to 7,1 kW
- 153 mm ultra-thin height



FLOOR

- From 2,2 kW to 8 kW
- Exposed / Concealed



WALL MOUNTED

- From 1,5 kW to 8 kW
- Installation near the ceiling



FLOOR/CEILING

- From 5,6 kW to 14 kW
- Floor or ceiling installation



KAHU

- From 1,8 kW to 56 kW
- Allows connection of an AHU with expansion coil to a VRF system



KRE

- From 500 to 2000 m^3/h
- Includes M5 + F7 / M5 filters



VERTICAL HIGH CAPACITY

- From 25 kW to 56 kW.
- Pressure avaible up to 400 Pa.
- Indoor installation

Ducts

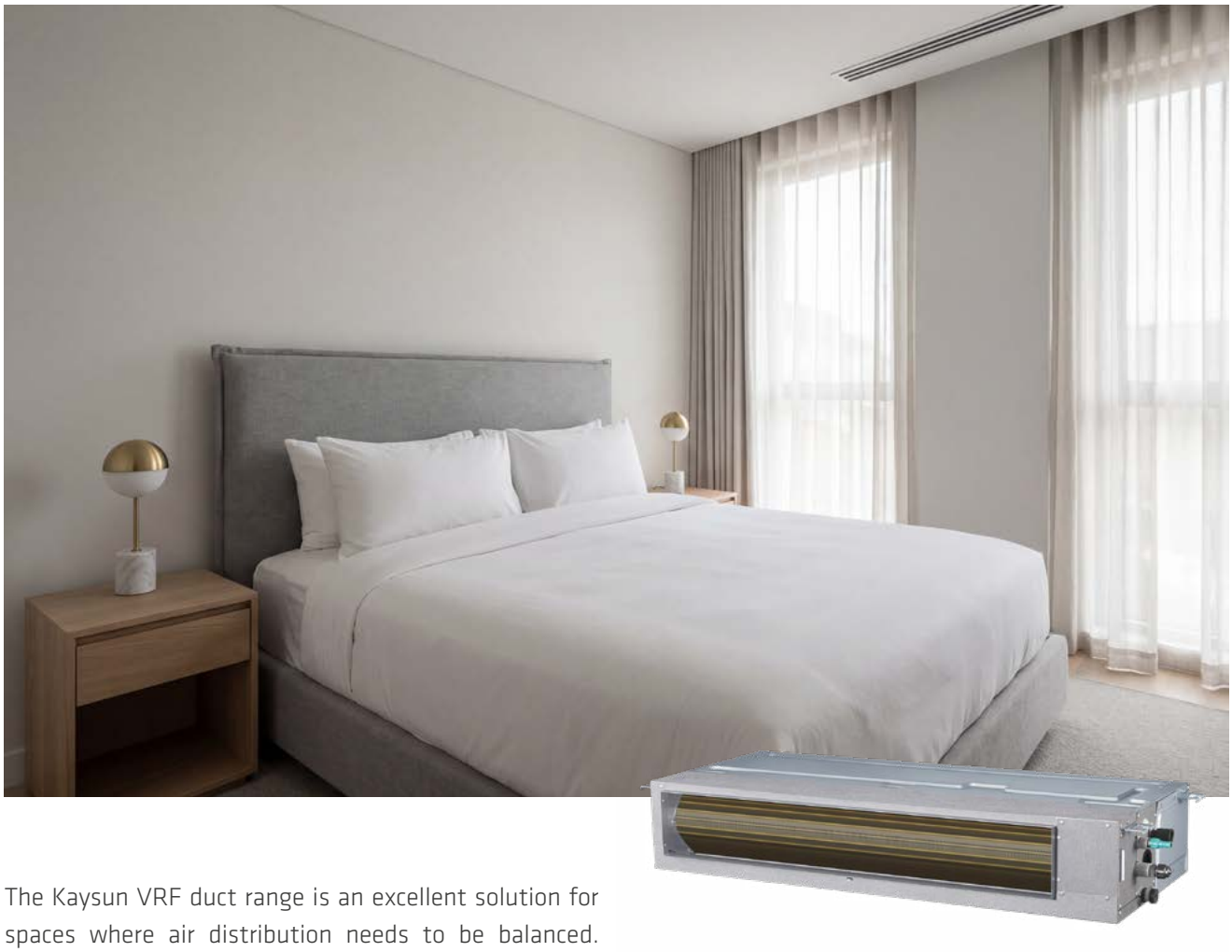

The Kaysun VRF duct range is an excellent solution for spaces where air distribution needs to be balanced. These units automatically regulate static pressure.

Characteristics

- Available pressure up to 50 Pa.
- 199 mm standard height.
- Technology Constant air flow.
- Condensate pump as standard.
- Quiet operation.



KCT-05 SRPSWF
Recommended

FOR "COMPATIBLE CONTROLS AND ACCESSORIES" SEE PAGE 224



Indoor unit model		KPDF-15 DN5.0	KPDF-22 DN5.0	KPDF-28 DN5.0	KPDF-36 DN5.0
Cooling capacity rated	kW	1.50	2.20	2.80	3.60
Power input	W	21	22	28	31
Heating capacity rated	kW	1.80	2.50	3.20	4.00
Communication protocol		S8	S8	S8	S8
Type refrigerant		R-410A / R-32	R-410A / R-32	R-410A / R-32	R-410A / R-32
Liquid / Gas pipe diameter	inch	1/4" / 1/2"	1/4" / 1/2"	1/4" / 1/2"	1/4" / 1/2"
Air flow	m^3/h	290 / 298 / 307 / 320 / 335 / 329 / 340	295 / 306 / 314 / 322 / 347 / 339 / 370	300 / 323 / 351 / 380 / 431 / 413 / 460	320 / 365 / 414 / 453 / 557 / 508 / 605
Max. pressure available	Pa	50	50	50	50
Sound pressure	dB(A)	22 / 23 / 24 / 25 / 26 / 26 / 27	22 / 24 / 25 / 26 / 28 / 27 / 28	22 / 25 / 26 / 28 / 30 / 29 / 30	25 / 26 / 27 / 28 / 30 / 29 / 30
Width / Height / Depth	mm	653 / 199 / 470	653 / 199 / 470	653 / 199 / 470	803 / 199 / 470
Net weight	kg	11.5	11.5	11.5	13
Power supply	V/ph/Hz	220-240/1/50	220-240/1/50	220-240/1/50	220-240/1/50
Power wiring	mm^2	(2+T)x2.5	(2+T)x2.5	(2+T)x2.5	(2+T)x2.5
Shielded communication wiring	mm^2	2x0.75	2x0.75	2x0.75	2x0.75

Indoor unit model		KPDF-45 DN5.0	KPDF-56 DN5.0	KPDF-71 DN5.0
Cooling capacity rated	kW	4.50	5.60	7.10
Power input	W	43	58	65
Heating capacity rated	kW	5.00	6.30	8.00
Communication protocol		S8	S8	S8
Type refrigerant		R-410A / R-32	R-410A / R-32	R-410A / R-32
Liquid / Gas pipe diameter	inch	1/4" / 1/2"	1/4" / 1/2"	3/8" / 5/8"
Air flow	m^3/h	435 / 506 / 557 / 629 / 770 / 701 / 800	470 / 549 / 580 / 682 / 800 / 761 / 900	580 / 671 / 763 / 860 / 1033 / 957 / 1145
Max. pressure available	Pa	50	50	50
Sound pressure	dB(A)	26 / 28 / 29 / 31 / 33 / 32 / 33	27 / 29 / 31 / 33 / 35 / 34 / 36	29 / 30 / 31 / 33 / 35 / 34 / 37
Width / Height / Depth	mm	1003 / 199 / 470	1003 / 199 / 470	1203 / 199 / 470
Net weight	kg	16.5	16.5	20
Power supply	V/ph/Hz	220-240/1/50	220-240/1/50	220-240/1/50
Power wiring	mm^2	(2+T)x2.5	(2+T)x2.5	(2+T)x2.5
Shielded communication wiring	mm^2	2x0.75	2x0.75	2x0.75

Cooling and heating capacity. Power consumption: Cooling at 27°C DB/19°C WB indoor, 35°C DB outdoor; Heating at 20°C DB indoor, 7°C DB/6°C WB outdoor; Equivalent refrigerant piping length: 7.5 m with 0 m height difference.**Airflow:** from the lowest to the highest speed, with a total of 7 speeds for each model.**Sound pressure:** Measurement taken 1 m in front of the unit and 1,5 m above the floor in a anechoic chamber.**Dimensions:** Refer only to the body size, excluding installation brackets, connection copper pipe, etc. For detailed dimensions, please refer to the installation manual. *All specifications are measured at a standard external static pressure.

Medium Pressure Ducts



Medium pressure duct units offer high air flows, so the air supply distance is longer. Especially in long and narrow spaces, such as corridors, this can reduce the number of units used and save investment costs.



KCT-05 SRPSWF
Recommended

Characteristics

- Available pressure up to 160 Pa.
- 245 mm. standard height.
- Technology Constant air flow.
- Condensate pump as standard.
- Quiet operation.

FOR "COMPATIBLE CONTROLS AND ACCESSORIES" SEE PAGE 224



R-32 REFRIGERANT | R-410A REFRIGERANT | DC INVERTER INTERNAL FAN | DRAINAGE PUMP | INDOOR INSTALLATION | COMPATIBLE WITH AIRZONE | ON/OFF CONTACT

Indoor unit model		KPDHF-22 DN5.0	KPDHF-36 DN5.0	KPDHF-45 DN5.0	KPDHF-71 DN5.0
Cooling capacity rated	kW	2.2	3.6	4.50	7.10
Power input	W	36	50	70	96
Heating capacity rated	kW	2.5	4.0	5.00	8.00
Communication protocol		V8	V8	S8	S8
Type refrigerant		R-410A / R-32	R-410A / R-32	R-410A / R-32	R-410A / R-32
Liquid / Gas pipe diameter	inch	1/4" / 1/2"	1/4" / 1/2"	1/4" / 1/2"	3/8" / 5/8"
Air flow	m^3/h	367 / 400 / 467	415 / 455 / 535	495 / 538 / 623	822 / 904 / 1068
Max. pressure available	Pa	160	160	160	160
Sound pressure	dB(A)	23 / 24 / 26	25 / 26 / 28	27 / 28 / 32	29 / 31 / 34
Width / Height / Depth	mm	600 / 245 / 750	600 / 245 / 750	710 / 245 / 750	910 / 245 / 750
Net weight	kg	18.5	18.5	19.5	25.0
Power supply	V/ph/Hz	220-240/1/50	220-240/1/50	220-240/1/50	220-240/1/50
Power wiring	mm^2	(2+T)x2.5	(2+T)x2.5	(2+T)x2.5	(2+T)x2.5

Indoor unit model		KPDHF-90 DN5.0	KPDHF-112 DN5.0	KPDHF-140 DN5.0	KPDHF-160 DN5.0
Cooling capacity rated	kW	9.00	11.20	14.00	16.00
Power input	W	110	138	172	210
Heating capacity rated	kW	10.00	12.50	16.00	18.00
Communication protocol		S8	S8	S8	S8
Type refrigerant		R-410A / R-32	R-410A / R-32	R-410A / R-32	R-410A / R-32
Liquid / Gas pipe diameter	inch	3/8" / 5/8"	3/8" / 5/8"	3/8" / 5/8"	3/8" / 5/8"
Air flow	m^3/h	1030 / 1128 / 1323	1417 / 1550 / 1817	1568 / 1703 / 1971	1776 / 1871 / 2160
Max. pressure available	Pa	160	160	160	160
Sound pressure	dB(A)	31 / 33 / 36	31 / 33 / 37	32 / 34 / 38	34 / 36 / 40
Width / Height / Depth	mm	1160 / 245 / 750	1510 / 245 / 750	1510 / 245 / 750	1510 / 245 / 750
Net weight	kg	31.0	37.0	39.0	39.0
Power supply	V/ph/Hz	220-240/1/50	220-240/1/50	220-240/1/50	220-240/1/50
Power wiring	mm^2	(2+T)x2.5	(2+T)x2.5	(2+T)x2.5	(2+T)x2.5

Cooling and heating capacity. Power consumption: Cooling at 27°C DB/19°C WB indoor, 35°C DB outdoor; Heating at 20°C DB indoor, 7°C DB/6°C WB outdoor; Equivalent refrigerant piping length: 7.5 m with 0 m height difference.**Airflow:** from the lowest to the highest speed, with a total of 7 speeds for each model.**Sound pressure:** Measurement taken 1 m in front of the unit and 1,5 m above the floor in a anechoic chamber.**Dimensions:** Refer only to the body size, excluding installation brackets, connection copper pipe, etc. For detailed dimensions, please refer to the installation manual. *All specifications are measured at a standard external static pressure.

High Pressure Ducts



The Kaysun range of High Pressure Duct system is ideal for the climate control of large areas, as it provides high cooling power and available pressures of up to 400 Pa, in conjunction with high air flows and the new constant airflow control technology. Thanks to the wide variety of outdoor units, it can also be adapted to any type of installation in an ideal manner.



KCT-05 SRPSWF
Recommended

Characteristics

- Available pressure up to 400 Pa.
- Standard height 580 mm.
- Technology Constant air flow.
- Condensate pump as standard.
- Quiet operation.

FOR "COMPATIBLE CONTROLS AND ACCESSORIES" SEE PAGE 224



Indoor unit model		KPDUF-200 DN5.0	KPDUF-252 DN5.0	KPDUF-280 DN5.0
Cooling capacity rated	kW	20	25.2	28
Power input	W	780	780	780
Heating capacity rated	kW	22.5	26	31.5
Communication protocol		S8	S8	S8
Type refrigerant		R-410A / R-32	R-410A / R-32	R-410A / R-32
Liquid / Gas pipe diameter	inch	3/8" / 3/4"	3/8" / 3/4"	1/2" / 7/8"
Air flow	m^3/h	2820 / 3133 / 3447 / 3760 / 4387 / 4073 / 4700	2820 / 3133 / 3447 / 3760 / 4387 / 4073 / 4700	2820 / 3133 / 3447 / 3760 / 4387 / 4073 / 4700
Max. pressure available	Pa	400	400	400
Sound pressure	dB(A)	42 / 43 / 44 / 46 / 50 / 48 / 51	42 / 43 / 44 / 46 / 50 / 48 / 51	42 / 43 / 44 / 46 / 50 / 48 / 51
Width / Height / Depth	mm	1300 / 580 / 900	1300 / 580 / 900	1300 / 580 / 900
Net weight	kg	125	125	125
Power supply	V/ph/Hz	220-240/1/50	220-240/1/50	220-240/1/50
Power wiring	mm^2	(2+T)x2.5	(2+T)x2.5	(2+T)x2.5
Shielded communication wiring	mm^2	2x0.75	2x0.75	2x0.75

Indoor unit model		KPDUF-400 DN5.0	KPDUF-450 DN5.0	KPDUF-560 DN5.0
Cooling capacity rated	kW	40	45	56
Power input	W	1850	1850	2030
Heating capacity rated	kW	45	56	63
Communication protocol		S8	S8	S8
Type refrigerant		R-410A / R-32	R-410A / R-32	R-410A / R-32
Liquid / Gas pipe diameter	inch	1/2" / 1"	1/2" / 1"	5/8" / 1-1/8"
Air flow	m^3/h	4500 / 5000 / 5500 / 6000 / 7000 / 6500 / 7500	4500 / 5000 / 5500 / 6000 / 7000 / 6500 / 7500	5040 / 5600 / 6160 / 6720 / 7840 / 7280 / 8400
Max. pressure available	Pa	400	400	400
Sound pressure	dB(A)	48 / 49 / 50 / 52 / 56 / 54 / 58	48 / 49 / 50 / 52 / 56 / 54 / 58	49 / 51 / 53 / 54 / 58 / 56 / 59
Width / Height / Depth	mm	1850 / 580 / 900	1850 / 580 / 900	1850 / 580 / 900
Net weight	kg	166	166	170
Power supply	V/ph/Hz	220-240/1/50	220-240/1/50	220-240/1/50
Power wiring	mm^2	(2+T)x2.5	(2+T)x2.5	(2+T)x2.5
Shielded communication wiring	mm^2	2x0.75	2x0.75	2x0.75

Cooling and heating capacity. Power consumption: Cooling at 27°C DB/19°C WB indoor, 35°C DB outdoor; Heating at 20°C DB indoor, 7°C DB/6°C WB outdoor; Equivalent refrigerant piping length: 7.5 m with 0 m height difference.**Airflow:** from the lowest to the highest speed, with a total of 7 speeds for each model.**Sound pressure:** Measurement taken 1 m in front of the unit and 1,4 m above the floor in a anechoic chamber.**Dimensions:** Refer only to the body size, excluding installation brackets, connection copper pipe, etc. For detailed dimensions, please refer to the installation manual. *All specifications are measured at a standard external static pressure.

Vertical High Capacity

NEW





The new Vertical High Capacity Indoor unit is designed to adapt to the needs of large open spaces guaranteeing a correct air conditioning by means of free discharge or on any new or existing duct installation.

Characteristics

- Indoor unit with available pressure up to 400 Pa.
- Constant air flow.
- Built-in control as standard.



KCT-04 SR
Included Control



Indoor unit model		KPVH-224 DN11	KPVH-280 DN11	KPVH-335 DN11	KPVH-450 DN11	KPVH-560 DN11
Cooling capacity rated	kW	25.2	28.0	33.5	45.0	56.0
Power input	W	670	670	745	1210	1465
Heating capacity rated	kW	26	31,5	38	56	63
Type refrigerant		R-410A	R-410A	R-410A	R-410A	R-410A
Liquid / Gas pipe diameter	inch	1/2" / 7/8"	1/2" / 7/8"	1/2" / 7/8"	5/8" / 1-1/8"	5/8" / 1-1/8"
Air flow	m^3/h	3716 / 3976 / 4496	3716 / 3976 / 4496	3724 / 3963 / 4501	6608 / 7056 / 7952	6844 / 7308 / 8236
Max. pressure available	Pa	400	400	400	400	400
Sound pressure	dB(A)	53 / 55 / 57	53 / 55 / 57	50 / 51 / 54	54 / 55 / 58	55 / 57 / 59
Width / Height / Depth	mm	1150 / 1810 / 615	1150 / 1810 / 615	1150 / 1810 / 615	1600 / 1810 / 615	1600 / 1810 / 615
Net weight	kg	155	155	160	204	211

Cooling and heating capacity. Power consumption: Cooling at 27°C DB/19°C WB indoor, 35°C DB outdoor; Heating at 20°C DB indoor, 7°C DB/6°C WB outdoor; Equivalent refrigerant piping length: 7.5 m with 0 m height difference.**Airflow:** from the lowest to the highest speed, with a total of 7 speeds for each model.**Sound pressure:** Measurement taken 1 m in front of the unit and 1,4 m above the floor in a anechoic chamber.**Dimensions:** Refer only to the body size, excluding installation brackets, connection copper pipe, etc. For detailed dimensions, please refer to the installation manual. *All specifications are measured at a standard external static pressure.

Compact Cassette 600x600





The 600x600 Compact cassettes supply air in a 360° pattern for even, fast, and wide-reaching air conditioning that reaches every corner of your room, thanks to their DC Inverter fan.

Characteristics

- 360° Airflow.
- Individual louver control.
- Available pressure up to 30 Pa.
- Installation in ceilings up to 3,5 m high.
- 7 fan speeds available.



KI-07
Recommended

FOR "COMPATIBLE CONTROLS AND ACCESSORIES" SEE PAGE 224



Indoor unit model		KCIF-15 DN5.0	KCIF-22 DN5.0	KCIF-28 DN5.0
Cooling capacity rated	kW	1.50	2.20	2.80
Power input	W	14	14	16
Heating capacity rated	kW	1.80	2.40	3.20
Communication protocol		S8	S8	S8
Type refrigerant		R-410A / R-32	R-410A / R-32	R-410A / R-32
Liquid / Gas pipe diameter	inch	1/4" / 1/2"	1/4" / 1/2"	1/4" / 1/2"
Air flow	m^3/h	295 / 320 / 345 / 370 / 425 / 400 / 450	295 / 320 / 345 / 370 / 425 / 400 / 450	340 / 370 / 395 / 425 / 480 / 455 / 510
Max. pressure available	Pa	30	30	30
Sound pressure	dB(A)	25 / 26 / 26 / 27 / 28 / 27 / 29	25 / 26 / 26 / 27 / 28 / 27 / 29	25 / 26 / 26 / 27 / 29 / 28 / 30
Width / Height / Depth	mm	575 / 235 / 638	575 / 235 / 638	575 / 235 / 638
Net weight	kg	13	13	13
Power supply	V/ph/Hz	220-240/1/50	220-240/1/50	220-240/1/50
Power wiring	mm^2	(2+T)x2.5	(2+T)x2.5	(2+T)x2.5
Shielded communication wiring	mm^2	2x0.75	2x0.75	2x0.75
› Panel; Model		**KPA-03E**	**KPA-03E**	**KPA-03E**
Panel; Width / Height / Depth	mm	620 / 80 / 620	620 / 80 / 620	620 / 80 / 620
Panel; Net weight	kg	2.4	2.4	2.4

Indoor unit model		KCIF-36 DN5.0	KCIF-45 DN5.0	KCIF-56 DN5.0
Cooling capacity rated	kW	3.60	4.50	5.60
Power input	W	18	25	35
Heating capacity rated	kW	4.00	5.00	6.30
Communication protocol		S8	S8	S8
Type refrigerant		R-410A / R-32	R-410A / R-32	R-410A / R-32
Liquid / Gas pipe diameter	inch	1/4" / 1/2"	1/4" / 1/2"	1/4" / 1/2"
Air flow	m^3/h	345 / 375 / 405 / 440 / 500 / 470 / 530	425 / 460 / 495 / 530 / 605 / 570 / 640	535 / 580 / 625 / 670 / 765 / 720 / 810
Max. pressure available	Pa	30	30	30
Sound pressure	dB(A)	26 / 26 / 27 / 28 / 30 / 29 / 31	27 / 28 / 29 / 31 / 35 / 33 / 37	32 / 34 / 35 / 36 / 38 / 37 / 39
Width / Height / Depth	mm	575 / 235 / 638	575 / 235 / 638	575 / 235 / 638
Net weight	kg	14	14	15
Power supply	V/ph/Hz	220-240/1/50	220-240/1/50	220-240/1/50
Power wiring	mm^2	(2+T)x2.5	(2+T)x2.5	(2+T)x2.5
Shielded communication wiring	mm^2	2x0.75	2x0.75	2x0.75
› Panel; Model		**KPA-03E**	**KPA-03E**	**KPA-03E**
Panel; Width / Height / Depth	mm	620 / 80 / 620	620 / 80 / 620	620 / 80 / 620
Panel; Net weight	kg	2.4	2.4	2.4

Cooling and heating capacity. Power consumption: Cooling at 27°C DB/19°C WB indoor, 35°C DB outdoor; Heating at 20°C DB indoor, 7°C DB/6°C WB outdoor; Equivalent refrigerant piping length: 7.5 m with 0 m height difference.**Airflow:** from the lowest to the highest speed, with a total of 7 speeds for each model.**Sound pressure:** Measurement taken 1 m in front of the unit and 1,4 m above the floor in a semi-anechoic chamber.**Dimensions:** Refer only to the body size, excluding installation brackets, connection copper pipe, etc. For detailed dimensions, please refer to the installation manual.

Cassette 840x840





The 840x840 Compact cassettes supply air in a 360° pattern for even, fast, and wide-reaching air conditioning that reaches every corner of your room, thanks to their DC Inverter fan with 50 Pa of available pressure.

Characteristics

- 360° Airflow.
- Individual louver control.
- Available pressure up to 50 Pa.
- Installation in ceilings up to 5 m high.
- 7 fan speeds available.



KI-07
Recommended

FOR "COMPATIBLE CONTROLS AND ACCESSORIES" SEE PAGE 224



Indoor unit model		KCIBF-56 DN5.0	KCIBF-71 DN5.0	KCIBF-80 DN5.0
Cooling capacity rated	kW	5.60	7.10	8.00
Power input	W	23	31	41
Heating capacity rated	kW	6.30	8.00	9.00
Communication protocol		S8	S8	S8
Type refrigerant		R-410A / R-32	R-410A / R-32	R-410A / R-32
Liquid / Gas pipe diameter	inch	1/4" / 1/2"	3/8" / 5/8"	3/8" / 5/8"
Air flow	m^3/h	543 / 593 / 642 / 692 / 791 / 741 / 840	658 / 715 / 772 / 829 / 943 / 886 / 1000	783 / 874 / 965 / 1057 / 1239 / 1148 / 1330
Max. pressure available	Pa	50	50	50
Sound pressure	dB(A)	27 / 28 / 29 / 30 / 32 / 31 / 33	29 / 30 / 32 / 33 / 36 / 34 / 37	29 / 31 / 32 / 34 / 37 / 35 / 38
Width / Height / Depth	mm	840 / 204 / 840	840 / 246 / 840	840 / 246 / 840
Net weight	kg	19.5	22	22
Power supply	V/ph/Hz	220-240/1/50	220-240/1/50	220-240/1/50
Power wiring	mm^2	(2+T)x2.5	(2+T)x2.5	(2+T)x2.5
Shielded communication wiring	mm^2	2x0.75	2x0.75	2x0.75
› Panel; Model		**KPA-01E1**	**KPA-01E1**	**KPA-01E1**
Panel; Width / Height / Depth	mm	950 / 50 / 950	950 / 50 / 950	950 / 50 / 950
Panel; Net weight	kg	5.8	5.8	5.8

Indoor unit model		KCIBF-100 DN5.0	KCIBF-112 DN5.0	KCIBF-140 DN5.0
Cooling capacity rated	kW	10.00	11.20	14.00
Power input	W	54	61	89
Heating capacity rated	kW	11.20	12.50	16.00
Communication protocol		S8	S8	S8
Type refrigerant		R-410A / R-32	R-410A / R-32	R-410A / R-32
Liquid / Gas pipe diameter	inch	3/8" / 5/8"	3/8" / 5/8"	3/8" / 5/8"
Air flow	m^3/h	955 / 1037 / 1118 / 1200 / 1363 / 1282 / 1445	979 / 1083 / 1186 / 1290 / 1497 / 1393 / 1600	1094 / 1200 / 1306 / 1412 / 1624 / 1518 / 1730
Max. pressure available	Pa	50	50	50
Sound pressure	dB(A)	33 / 34 / 35 / 36 / 38 / 37 / 39	33 / 34 / 36 / 37 / 40 / 38 / 41	34 / 36 / 37 / 39 / 42 / 40 / 43
Width / Height / Depth	mm	840 / 288 / 840	840 / 288 / 840	840 / 288 / 840
Net weight	kg	24	24	26.5
Power supply	V/ph/Hz	220-240/1/50	220-240/1/50	220-240/1/50
Power wiring	mm^2	(2+T)x2.5	(2+T)x2.5	(2+T)x2.5
Shielded communication wiring	mm^2	2x0.75	2x0.75	2x0.75
› Panel; Model		**KPA-01E1**	**KPA-01E1**	**KPA-01E1**
Panel; Width / Height / Depth	mm	950 / 50 / 950	950 / 50 / 950	950 / 50 / 950
Panel; Net weight	kg	5.8	5.8	5.8

Cooling and heating capacity. Power consumption: Cooling at 27°C DB/19°C WB indoor, 35°C DB outdoor; Heating at 20°C DB indoor, 7°C DB/6°C WB outdoor; Equivalent refrigerant piping length: 7.5 m with 0 m height difference.**Airflow:** from the lowest to the highest speed, with a total of 7 speeds for each model.**Sound pressure:** Measurement taken 1 m in front of the unit and 1,4 m above the floor in a semi-anechoic chamber.**Dimensions:** Refer only to the body size, excluding installation brackets, connection copper pipe, etc. For detailed dimensions, please refer to the installation manual.

1 Way Cassette

NEW





Units featuring a compact, light design, making the installation of the unit much easier. Thanks to its contained profile of only 100 mm, depending on the capacity, they are ideal to install in very shallow false ceiling.



KI-07
Recommended

Characteristics

- Multiple Steps Vertical Swing.
- 0.5°C/1°C Setting Temperature Adjustment.
- Quiet Operation.
- Very compact unit.
- Possibility of outside air supply.

FOR "COMPATIBLE CONTROLS AND ACCESSORIES" SEE PAGE 224



Indoor unit model		KCOF-22(A) DN5.0	KCOF-36(A) DN5.0	KCOF-71(A) DN5.0
Cooling capacity rated	kW	2,2	3,6	7,1
Power input	W	19	29	52
Heating capacity rated	kW	2,5	4	8
Communication protocol		S8	S8	S8
Type refrigerant		R-410A / R-32	R-410A / R-32	R-410A / R-32
Liquid / Gas pipe diameter	inch	1/4" / 1/2"	1/4" / 1/2"	3/8" / 5/8"
Air flow	m^3/h	250 / 275 / 300 / 325 / 375 / 350 / 400	350 / 383 / 416 / 450 / 516 / 483 / 550	750 / 800 / 850 / 900 / 1000 / 950 / 1050
Sound pressure	dB(A)	25 / 26 / 27 / 28 / 30 / 29 / 32	28 / 29 / 30 / 32 / 34 / 33 / 36	40 / 41 / 42 / 43 / 45 / 44 / 47
Width / Height / Depth	mm	700 / 130 / 425	900 / 130 / 425	1200 / 130 / 425
Net weight	kg	11.9	14.7	18.8
Power supply	V/ph/Hz	220-240/1/50	220-240/1/50	220-240/1/50
Power wiring	mm^2	(2+T)x2.5	(2+T)x2.5	(2+T)x2.5
Shielded communication wiring	mm^2	2x0.75	2x0.75	2x0.75
> Panel; Model		**KPA1-01G**	**KPA1-02G**	**KPA1-03G**
Panel; Width / Height / Depth	mm	980 / 475 / 64	1180 / 475 / 64	1200 / 475 / 130
Panel; Net weight	kg	2.4	3.0	3.8

Cooling and heating capacity. Power consumption: Cooling at 27°C DB/19°C WB indoor, 35°C DB outdoor; Heating at 20°C DB indoor, 7°C DB/6°C WB outdoor; Equivalent refrigerant piping length: 7.5 m with 0 m height difference.**Airflow:** from the lowest to the highest speed, with a total of 7 speeds for each model.**Sound pressure:** Measurement taken 1 m in front of the unit and 1,4 m above the floor in a anechoic chamber.**Dimensions:** Refer only to the body size, excluding installation brackets, connection copper pipe, etc. For detailed dimensions, please refer to the installation manual.

Floor Standing

NEW





The indoor units in the Floor range are the ideal solution for optimizing space thanks to their aerodynamic design and reduced depth, allowing for elegant integration into any environment. This year, the range is expanding with the new Floor Concealed, which complements the already renowned Floor Exposed, thus offering greater versatility to meet all project requirements.



Characteristics

- Dirty Filters Indicator Signal.
- 0.5°C/1°C Setting Temperature Adjustment.
- Multiple operating modes.



KCT-05 SRPSWF
Recommended

FOR "COMPATIBLE CONTROLS AND ACCESSORIES" SEE PAGE 224



Exposed

Indoor unit model		KSEF-22 DN5.0	KSEF-36 DN5.0	KSEF-56 DN5.0	KSEF-80 DN5.0
Cooling capacity rated	kW	2.2	3.6	5.6	8.0
Power input	W	35	40	45	62
Heating capacity rated	kW	2.4	4	6.3	9.0
Communication protocol		S8	S8	S8	S8
Type refrigerant		R-410A / R-32	R-410A / R-32	R-410A / R-32	R-410A / R-32
Liquid / Gas pipe diameter	inch	1/4" / 1/2"	1/4" / 1/2"	1/4" / 1/2"	3/8" / 5/8"
Air flow	m^3/h	430 / 441 / 453 / 464 / 486 / 475 / 498	407 / 424 / 441 / 458 / 491 / 474 / 508	764 / 786 / 821 / 860 / 904 / 888 / 934	841 / 889 / 924 / 955 / 1011 / 992 / 1054
Sound pressure	dB(A)	29 / 30 / 30.5 / 31 / 32 / 31.5 / 32.5	29 / 30 / 31 / 32 / 34 / 33 / 35	31 / 32 / 32.5 / 33 / 34.5 / 34 / 35	34 / 35 / 36 / 37 / 39 / 38 / 39.5
Width / Height / Depth	mm	1020 / 495 / 200	1020 / 495 / 200	1360 / 591 / 200	1360 / 591 / 200
Net weight	kg	21.1	21.1	32.1	33.3
Power supply	V/ph/Hz	220-240/1/50	220-240/1/50	220-240/1/50	220-240/1/50
Power wiring	mm^2	(2+T)x2.5	(2+T)x2.5	(2+T)x2.5	(2+T)x2.5

Concealed

Indoor unit model		KSF-36 DN5.0	KSF-80 DN5.0
Cooling capacity rated	kW	3.6	8.0
Power input	W	40	62
Heating capacity rated	kW	4.0	9.0
Communication protocol		S8	S8
Type refrigerant		R-410A / R-32	R-410A / R-32
Liquid / Gas pipe diameter	inch	1/4" / 1/2"	3/8" / 5/8"
Air flow	m^3/h	450 / 471 / 503	803 / 834 / 893
Sound pressure	dB(A)	33 / 34 / 35.5	36.5 / 37.5 / 39.5
Width / Height / Depth	mm	915 / 470 / 200	1253 / 566 / 200
Net weight	kg	16.9	26.1
Power supply	V/ph/Hz	220-240/1/50	220-240/1/50
Power wiring	mm^2	(2+T)x2,5	(2+T)x2,5
Rated useful static pressure in supply	Pa	0-60	0-60

Cooling and heating capacity. Power consumption: Cooling at 27°C DB/19°C WB indoor, 35°C DB outdoor; Heating at 20°C DB indoor, 7°C DB/6°C WB outdoor; Equivalent refrigerant piping length: 7.5 m with 0 m height difference.**Airflow:** from the lowest to the highest speed, with a total of 7 speeds for each model.**Sound pressure:** Measurement taken 1 m in front of the unit and 1,5 m above the floor in a anechoic chamber.**Dimensions:** Refer only to the body size, excluding installation brackets, connection copper pipe, etc. For detailed dimensions, please refer to the installation manual.

Wall mounted



Wall-mounted indoor units with DC Inverter fans and an elegant front design. Featuring sleek lines and all the latest Kaysun technology.

Characteristics

- Standard height 295 mm.
- Bi-directional coanda airflow.
- Possibility to install at 3 cm. from the ceiling.
- Free drainage without space restrictions.



KI-07
Recommended

FOR "COMPATIBLE CONTROLS AND ACCESSORIES" SEE PAGE 224



Indoor unit model		KAYF-15 DN5.0	KAYF-22 DN5.0	KAYF-28 DN5.0	KAYF-36 DN5.0
Cooling capacity rated	kW	1.50	2.20	2.80	3.60
Power input	W	18	21	24	27
Heating capacity rated	kW	1.70	2.40	3.20	4.00
Communication protocol		S8	S8	S8	S8
Type refrigerant		R-410A / R-32	R-410A / R-32	R-410A / R-32	R-410A / R-32
Liquid / Gas pipe diameter	inch	1/4" / 1/2"	1/4" / 1/2"	1/4" / 1/2"	1/4" / 1/2"
Air flow	m^3/h	340 / 360 / 380 / 400 / 440 / 420 / 460	340 / 370 / 390 / 410 / 470 / 440 / 500	340 / 370 / 400 / 430 / 510 / 470 / 540	340 / 380 / 420 / 460 / 540 / 500 / 580
Sound pressure	dB(A)	27 / 28 / 29 / 30 / 31 / 30 / 32	27 / 28 / 29 / 30 / 32 / 31 / 33	28 / 30 / 31 / 32 / 34 / 33 / 35	28 / 30 / 31 / 33 / 36 / 34 / 37
Width / Height / Depth	mm	750 / 295 / 265	750 / 295 / 265	750 / 295 / 265	750 / 295 / 265
Net weight	kg	9	9	10	10
Power supply	V/ph/Hz	220-240/1/50	220-240/1/50	220-240/1/50	220-240/1/50
Power wiring	mm^2	(2+T)x2.5	(2+T)x2.5	(2+T)x2.5	(2+T)x2.5
Shielded communication wiring	mm^2	2x0.75	2x0.75	2x0.75	2x0.75

Indoor unit model		KAYF-45 DN5.0	KAYF-56 DN5.0	KAYF-80 DN5.0
Cooling capacity rated	kW	4.50	5.60	8
Power input	W	30	40	65
Heating capacity rated	kW	5.00	6.30	9
Communication protocol		S8	S8	S8
Type refrigerant		R-410A / R-32	R-410A / R-32	R-410A / R-32
Liquid / Gas pipe diameter	inch	1/4" / 1/2"	1/4" / 1/2"	3/8" / 5/8"
Air flow	m^3/h	410 / 460 / 510 / 560 / 670 / 620 / 720	410 / 480 / 550 / 620 / 780 / 700 / 860	660 / 750 / 850 / 940 / 1120 / 1030 / 1220
Sound pressure	dB(A)	29 / 30 / 31 / 32 / 35 / 33 / 37	29 / 31 / 33 / 35 / 39 / 37 / 41	32 / 34 / 36 / 38 / 42 / 40 / 44
Width / Height / Depth	mm	950 / 295 / 265	950 / 295 / 265	1200 / 295 / 265
Net weight	kg	11.5	11.5	15
Power supply	V/ph/Hz	220-240/1/50	220-240/1/50	220-240/1/50
Power wiring	mm^2	(2+T)x2.5	(2+T)x2.5	(2+T)x2.5
Shielded communication wiring	mm^2	2x0.75	2x0.75	2x0.75

Cooling and heating capacity. Power consumption: Cooling at 27°C DB/19°C WB indoor, 35°C DB outdoor; Heating at 20°C DB indoor, 7°C DB/6°C WB outdoor; Equivalent refrigerant piping length: 7.5 m with 0 m height difference.**Airflow:** from the lowest to the highest speed, with a total of 7 speeds for each model.**Sound pressure:** Measurement taken 1 m in front of the unit and 1,4 m above the floor in a anechoic chamber.**Dimensions:** Refer only to the body size, excluding installation brackets, connection copper pipe, etc. For detailed dimensions, please refer to the installation manual.

Floor/Ceiling





Unit featuring flexible installation with DC Inverter motors, compact design, suitable for any space. As its name suggests, they can be installed on the ceiling horizontal position and on the floor in vertical position. This is possible due to the design of its condensation tray.

Characteristics

- Two installation positions: Floor or ceiling mounted.
- Quiet operation.
- Multiple louver positions.



KI-07
Recommended

FOR "COMPATIBLE CONTROLS AND ACCESSORIES" SEE PAGE 224



R-32 REFRIGERANT | R-410A REFRIGERANT | COMPATIBLE WITH AIRZONE | ON/OFF CONTACT

Indoor unit model		KPCF-56 DN5.0	KPCF-90 DN5.0	KPCF-140 DN5.0
Cooling capacity rated	kW	5.6	9	14
Power input	W	40	75	140
Heating capacity rated	kW	6.3	10	16
Communication protocol		S8	S8	S8
Type refrigerant		R-410A / R-32	R-410A / R-32	R-410A / R-32
Liquid / Gas pipe diameter	inch	1/4" / 1/2"	3/8" / 5/8"	3/8" / 5/8"
Air flow	m^3/h	665 / 707 / 751 / 794 / 883 / 840 / 927	979 / 1056 / 1138 / 1218 / 1397 / 1302 / 1480	1402 / 1516 / 1677 / 1810 / 2070 / 1937 / 2206
Sound pressure	dB(A)	33 / 34 / 36 / 38 / 41 / 40 / 43	37 / 40 / 42 / 44 / 47 / 46 / 48	40 / 42 / 44 / 46 / 50 / 48 / 51.5
Width / Height / Depth	mm	1069 / 674 / 234	1284 / 674 / 234	1649 / 674 / 234
Net weight	kg	24.7	29.8	36.4
Power supply	V/ph/Hz	220-240/1/50	220-240/1/50	220-240/1/50
Power wiring	mm^2	(2+T)x2.5	(2+T)x2.5	(2+T)x2.5
Shielded communication wiring	mm^2	2x0.75	2x0.75	2x0.75

Cooling and heating capacity. Power consumption: Cooling at 27°C DB/19°C WB indoor, 35°C DB outdoor; Heating at 20°C DB indoor, 7°C DB/6°C WB outdoor; Equivalent refrigerant piping length: 7.5 m with 0 m height difference.**Airflow:** from the lowest to the highest speed, with a total of 7 speeds for each model.**Sound pressure:** Measurement taken 1 m in front of the unit and 1,5 m above the floor in a anechoic chamber.**Dimensions:** Refer only to the body size, excluding installation brackets, connection copper pipe, etc. For detailed dimensions, please refer to the installation manual.

KAHU





The KAHU can be used to connect Kaysun VRF outdoor units to direct expansion Air Handling Units, providing a solution suited to the specific needs of each project. They are an addition to the Kaysun VRF in combination with all other indoor unit ranges.

Characteristics

- Compatible with S6 and S8 protocols.
- Supports third-party DC control.
- Capacity from 1,8 kW to 56 kW.
- Combinable up to 4 units.



KCT-05 SRPSWF
Recommended

FOR "COMPATIBLE CONTROLS AND ACCESSORIES" SEE PAGE 224



R-32 REFRIGERANT | R-410A REFRIGERANT | 0-10V INPUT SIGNAL

Model		KAHU-90.5	KAHU-200.5	KAHU-360.5	KAHU-560.5
Cooling capacity rated	kW	1.8 ~ 9	9 ~ 20	20 ~ 36	36 ~ 56
Communication protocol		S8	S8	S8	S8
Connectable capacity/Simultaneity	%	100	100	100	100
Type refrigerant		R-410A / R-32	R-410A / R-32	R-410A / R-32	R-410A / R-32
Liquid / Gas pipe diameter	inch	3/8" / 3/8"	3/8" / 3/8"	1/2" / 1/2"	1/2" / 1/2"
Width / Height / Depth	mm	479 / 384 / 134	479 / 384 / 134	479 / 384 / 134	479 / 384 / 134
Net weight	kg	6.2	6.2	6.4	6.4
Power supply	V/ph/Hz	220-240/1/50	220-240/1/50	220-240/1/50	220-240/1/50
Power wiring	mm^2	(2+T)x2.5	(2+T)x2.5	(2+T)x2.5	(2+T)x2.5
Shielded communication wiring	mm^2	3x0.75	3x0.75	3x0.75	3x0.75

Cooling and heating capacity. Power consumption: Cooling at 27°C DB/19°C WB indoor, 35°C DB outdoor; Heating at 20°C DB indoor, 7°C DB/6°C WB outdoor; Equivalent refrigerant piping length: 7.5 m with 0 m height difference.**Dimensions:** Refer only to the body size, excluding installation brackets, connection copper pipe, etc. For detailed dimensions, please refer to the installation manual.

KRE





New range of cross-flow heat recovery units providing up to 84% efficiency, featuring F7 filter on discharge and M5 filter on air return as standard, and airflows from 500 to 2,000 m^3/h.

Characteristics

- Compact design.
- Double filtering stage with M5 and F7 in flow and M5 in return.
- Integration in Kaysun centralized control system.
- DC fans with 3 speeds.
- Bypass para freecooling.
- Pressure switch of the pressure filter.
- CO2 probe as standard.



KCT-04.2 SR
Standard



Model		KRE D500D2	KRE D800D2	KRE D1000D2	KRE D1500D2	KRE D2000D2
Power input	W	95	170	230	320	500
Communication protocol		S8	S8	S8	S8	S8
Sound pressure	dB(A)	24.5 / 30.5 / 36.0	34.0 / 39.0 / 42.0	33.5 / 39.9 / 44.0	41.5 / 46.5 / 51.5	42.5 / 48.5 / 53
Width / Height / Depth	mm	1090 / 390 / 1311	1270 / 390 / 1311	1510 / 390 / 1311	1344 / 615 / 1740	1545 / 685 / 1811
Net weight	kg	62	77	85	168	195
Power supply	V/ph/Hz	220-240/1/50	220-240/1/50	220-240/1/50	220-240/1/50	220-240/1/50
Air flow rated	m^3/h	500	800	1000	1500	2000
Heating efficiency; EN308: 5°C outdoors / 25°C indoors	%	79.4	77.1	78.0	84.6	80.5
No. speeds		3	3	3	3	3
Rated useful static pressure in supply	Pa	65	100	110	150	160
Filtration stages Supply		M5+F7	M5+F7	M5+F7	M5+F7	M5+F7
Filtration stages Return		M5	M5	M5	M5	M5

Heating efficiency EN308: According to regulation UE1253/2014, at nominal performance, with temperature and humidity conditions according to EN308.
Air flow rated. Rated useful static pressure in supply. Filtration stages: Including filters.
Sound pressure rated: Sound pressure level at 1 m from the driven unit and nominal flow.
Working range min./max.: Std unit.

High Temperature Hydraulic Module



Within the Kaysun Amazon indoor unit range there is an indoor unit that, combined with the Amazon IV HR series, is capable of generating hot water with discharge temperatures of up to 80°C. This generated hot water can be used as domestic hot water or in underfloor heating.

Characteristics

- Up to 10 modules per system.
- High temperatures of up to 80°C.
- Wired controller as standard.
- Compatible with Smart Grid.



KCT-03 SRPS-KWF
Standard

FOR "COMPATIBLE CONTROLS AND ACCESSORIES" SEE PAGE 224

R-134A REFRIGERANT | R-410A REFRIGERANT | HIGH TEMPERATURE | DOMESTIC HOT WATER | DC INVERTER COMPRESSOR | INDOOR INSTALLATION | ON/OFF CONTACT

Only compatible with Amazon IV HR systems

Model		KWF-140 HT ACS
Power input	W	2984
Heating capacity rated	kW	14
Communication protocol		S6
Liquid / Gas pipe diameter	inch	3/8" / 1/2"
Width / Height / Depth	mm	450 / 795 / 300
Net weight	kg	58
Power supply	V/ph/Hz	220-240/1/50
Power wiring	mm^2	(2+T)x2.5
Shielded communication wiring	mm^2	3x1.5

Installation Example:

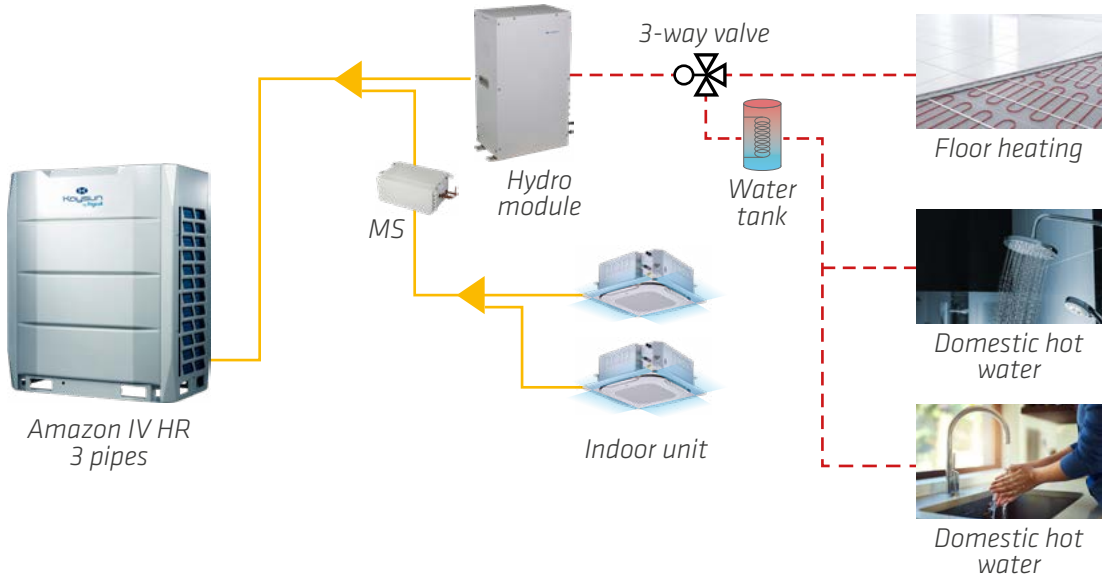

Heating capacity: Rated conditions: Water outlet 45°C, inlet 40°C; Outdoor air 7°C DB / 6°C WB.

Hydraulic Module Integrated





The All in One hydraulic module can be installed together with the Mini Amazon Hybrid outdoor units to generate both domestic hot water and hot water for radiant floor heating. This unit combines all the benefits of the VRF systems with the air to water systems.

Characteristics

- Efficiency and durability .
- Integrated stainless steel tank.
- Smart, flexible system.
- Integrated WiFi connection.
- Easy installation, start-up and maintenance.



Control included

FOR "COMPATIBLE CONTROLS AND ACCESSORIES" SEE PAGE 224



Only compatible with Mini Amazon Hybrid outdoor units

Indoor unit model		KHKF-190 DR	KHKF-240 DR
Type refrigerant		R-32	R-32
Width / Height / Depth	mm	600 / 1683 / 600	600 / 1943 / 600
Net weight	kg	143	160
Outdoor ambient temperature for DHW min. / max.	°C	-20 / 43	-20 / 43
Average heating climate (W+35°C / W+55°C). Energy class		A++ / A+	A++ / A+
Average heating climate (W+35°C / W+55°C). SCOP		3.85 / 2.83	3.85 / 2.83
Average heating climate (W+35°C / W+55°C). ηs		151 / 110	151 / 110
Capacity	l	190	240
Insulating material and thickness		Polyurethane 45mm	Polyurethane 45mm
Average climate in DHW. Reference hot water temperature		47.30	48.30
Average climate in DHW. Volume of hot water at 40°C		196	272
SmartGrid connection		Yes	Yes
Temperature DHW max. with support	°C	60	60
Electrical heater; Standard support	kW	3	3
Water pipe connections inlet/outler	inch	R1"	R1"
Tank material		Stainless steel SUS 316L	Stainless steel SUS 316L
Max. intensity	A	20	20
Maximum pump pressure available		9	9
Water outlet temperature; DHW min. / max.	°C	25 / 60	25 / 60
Water outlet temperature; Heating min. / max.	°C	25 / 60	25 / 60
Integration; Max. working pressure	MPa	0.3	0.3
Heat coil max. working pressure	MPa	0.3	0.3
Power supply		220-240 / 1 / 50	220-240 / 1 / 50

Cooling and heating capacity. Power input: Rated conditions: Cooling 27°C BS/19°C BH indoor, 35°C BS outdoor. Heating 20°C BS indoor, 7°C BS/6°C BH outdoor. Piping length 7.5 m, Height 0 m.
Sound pressure: Measurement of the sound pressure is taken using a semi-anechoic chamber at a distance of 1 m from the machine at a height of 1.3 m.
Power wiring: The power wiring is up to 10 m approximately. It must be calculated more precisely for each installation.
Shielded communication wiring: If these units are installed with systems that are not s6 series external units, then shielded communication wires will be necessary.
Compatible controllers: These units can integrate one of the controllers from the table or the one recommended by Kaysun. For further information regarding compatibility, see the chapter on Controllers.

Kit DHW Hybrid





The Kit DHW Hybrid can be installed together with the Mini Amazon 12 kW outdoor units to generate both domestic hot water and hot water for radiant floor heating. This unit combines all the benefits of the VRF systems with the air to water systems.

Characteristics

- Domestic hot water up to 60°C.
- Integrated WiFi.
- Smart Grid compatible.
- Hybrid solution.
- Composed of DHW module + DHW tank.



FOR "COMPATIBLE CONTROLS AND ACCESSORIES" SEE PAGE 224



Kit

Only compatible with Mini Amazon Hybrid 12 kW outdoor unit

Model		KDHWF-12
Type refrigerant		R-32
Width / Height / Depth	mm	375 / 312 / 129
Net weight	kg	5
Refrigerant, Gas pipe	inch	5/8"
Refrigerant, Liquid pipe	inch	3/8"
Anti-corrosive protection		IP X4
Water outlet temperature; DHW min. / max.	°C	30 /
Water outlet temperature; Heating min. / max.	°C	60 /
Power supply		220-240/1/50

*See technical documentation for conditions.

Tanks

DHW tanks		KTF-200	KTF-300
Type refrigerant		R-32	R-32
Width / Height / Depth	mm	/ 1665 / 505	/ 1735 / 580
Net weight	kg	73	96
Average heating climate (W+35°C / W+55°C). η,s		105	124
COP (A7°C, W35°C)		2.62	3.09
Capacity	l	200	300
Diameter	mm	505	580
Temperature DHW max. with support	°C	60	60
Electrical heater; Standard support	kW	2.1	2.1
Water pipe connections inlet/outler	inch	R1"	R1"
Maximum supply temperature / Anti-legionella function		60	60
Tank material		Stainless steel SUS 316L	Stainless steel SUS 316L
Water pipe connections		G1/2 (DN15)	G1/2 (DN15)
Backup electrical resistor	kW	2.1	2.1
Integration; Max. working pressure	MPa	3	3
Power supply		220-240/1/50	220-240/1/50

Cooling and heating capacity. Power input: Rated conditions: Cooling 27°C BS/19°C BH indoor, 35°C BS outdoor. Heating 20°C BS indoor, 7°C BS/6°C BH outdoor. Piping length 7.5 m, Height 0 m.
Sound pressure: Measurement of the sound pressure is taken using a semi-anechoic chamber at a distance of 1 m from the machine at a height of 1.3 m.
Power wiring: The power wiring is up to 10 m approximately. It must be calculated more precisely for each installation.
Shielded communication wiring: If these units are installed with systems that are not s6 series external units, then shielded communication wires will be necessary.
Product available while stocks last.

Mini Amazon Hybrid Ducts



The ducts for Mini Amazon series are specially designed to be integrated in hybrid systems of VRF and hydraulic modules. With reduced dimensions and available pressure of up to 160Pa they suit all kind of applications.



Low Pressure Ducts



Medium Pressure Ducts

Characteristics

- Available pressure up to 160 Pa.
- 199/245 mm standard height.
- Technology Constant air flow.
- Condensate pump as standard.
- Quiet operation.



KCT-05 SRPSWF
Recommended

FOR "COMPATIBLE CONTROLS AND ACCESSORIES" SEE PAGE 224



R-32 REFRIGERANT | R-410A REFRIGERANT | DC INVERTER INTERNAL FAN | DRAINAGE PUMP | INDOOR INSTALLATION | COMPATIBLE WITH AIRZONE | ON/OFF CONTACT

Low Pressure Ducts

Only compatible with Mini Amazon Hybrid outdoor units.

Indoor unit model		KPDF-22 DR5.0H	KPDF-28 DR5.0H	KPDF-36 DR5.0H	KPDF-56 DR5.0H	KPDF-71 DR5.0H
Cooling capacity rated	kW	2.20	2.80	3.60	5.60	7.10
Power input	W	22	28	31	58	65
Heating capacity rated	kW	2.50	3.20	4.00	6.30	8.00
Type refrigerant		R-32	R-32	R-32	R-32	R-32
Liquid / Gas pipe diameter	inch	1/4" / 1/2"	1/4" / 1/2"	1/4" / 1/2"	1/4" / 1/2"	3/8" / 5/8"
Air flow	m^3/h	295 / 306 / 314 / 322 / 347 / 339 / 370	300 / 323 / 351 / 380 / 431 / 413 / 460	320 / 365 / 414 / 453 / 557 / 508 / 605	470 / 549 / 580 / 682 / 800 / 761 / 900	580 / 671 / 763 / 860 / 1033 / 957 / 1145
Max. pressure available	Pa	50	50	50	50	50
Sound pressure	dB(A)	22 / 24 / 25 / 26 / 28 / 27 / 28	22 / 25 / 26 / 28 / 30 / 29 / 30	25 / 26 / 27 / 28 / 30 / 29 / 30	27 / 29 / 31 / 33 / 35 / 34 / 36	29 / 30 / 31 / 33 / 35 / 34 / 37
Width / Height / Depth	mm	653 / 199 / 470	653 / 199 / 470	803 / 199 / 470	1003 / 199 / 470	1203 / 199 / 470
Net weight	kg	11.5	11.5	13	16.5	20
Power supply	V/ph/Hz	220-240/1/50	220-240/1/50	220-240/1/50	220-240/1/50	220-240/1/50
Power wiring	mm^2	(2+T)x2.5	(2+T)x2.5	(2+T)x2.5	(2+T)x2.5	(2+T)x2.5
Shielded communication wiring	mm^2	2x0.75	2x0.75	2x0.75	2x0.75	2x0.75

Medium Pressure Ducts

Only compatible with Mini Amazon Hybrid outdoor units

Indoor unit model		KPDHF-90 DR5.0H	KPDHF-112 DR5.0H	KPDHF-140 DR5.0H
Cooling capacity rated	kW	9.00	11.20	14.00
Power input	W	110	138	172
Heating capacity rated	kW	10.00	12.50	14.00
Type refrigerant		R-32	R-32	R-32
Liquid / Gas pipe diameter	inch	3/8" / 5/8"	3/8" / 5/8"	3/8" / 5/8"
Air flow	m^3/h	835 / 933 / 1030 / 1128 / 1323 / 1225 / 1420	1150 / 1283 / 1417 / 1550 / 1817 / 1683 / 1950	1300 / 1434 / 1568 / 1703 / 1971 / 1837 / 2105
Max. pressure available	Pa	160	160	160
Sound pressure	dB(A)	28 / 30 / 31 / 33 / 36 / 34 / 37	28 / 29 / 31 / 33 / 37 / 35 / 39	29 / 30 / 32 / 34 / 38 / 36 / 40
Width / Height / Depth	mm	1160 / 245 / 770	1510 / 245 / 770	1510 / 245 / 770
Net weight	kg	31	37	39
Power supply	V/ph/Hz	220-240/1/50	220-240/1/50	220-240/1/50
Power wiring	mm^2	(2+T)x2.5	(2+T)x2.5	(2+T)x2.5
Shielded communication wiring	mm^2	2x0.75	2x0.75	2x0.75

Cooling and heating capacity. Power input: Rated conditions: Cooling 27°C BS/19°C BH indoor, 35°C BS outdoor. Heating 20°C BS indoor, 7°C BS/6°C BH outdoor. Piping length 7.5 m, Height 0 m.
Sound pressure: Measurement of the sound pressure is taken using a semi-anechoic chamber at a distance of 1 m from the machine at a height of 1.3 m.
Power wiring: The power wiring is up to 10 m approximately. It must be calculated more precisely for each installation.
Shielded communication wiring: If these units are installed with systems that are not s6 series external units, then shielded communication wires will be necessary.
Compatible controllers: These units can integrate one of the controllers from the table or the one recommended by Kaysun. For further information regarding compatibility, see the chapter on Controllers.

Mini Amazon Hybrid Cassettes





The cassettes for Mini Amazon series are specially designed to be integrated in hybrid systems of VRF and hydraulic modules. They supply air in a 360° pattern for even, fast, and wide-reaching air conditioning that reaches every corner of your room, thanks to their DC Inverter fan and available pressure up to 50Pa.



KI-07
Recommended

Characteristics

- 360° Airflow.
- Individual louver control.
- 7 speeds.
- High ceiling installation.

FOR "COMPATIBLE CONTROLS AND ACCESSORIES" SEE PAGE 224



R-32 REFRIGERANT | R-410A REFRIGERANT | DC INVERTER INTERNAL FAN | DRAINAGE PUMP | COMPATIBLE WITH AIRZONE | ON/OFF CONTACT | INDEPENDENT BLADES | FRESH AIR SUPPLY | AIR OUTLET 360°

Only compatible with Mini Amazon Hybrid outdoor units

Indoor unit model		KCIF-22 DR5.0H	KCIF-28 DR5.0H	KCIF-36 DR5.0H	KCIF-56 DR5.0H
Cooling capacity rated	kW	2.20	2.80	3.60	5.60
Power input	W	14	16	18	35
Heating capacity rated	kW	2.40	3.20	4.00	6.30
Type refrigerant		R-32	R-32	R-32	R-32
Liquid / Gas pipe diameter	inch	1/4" / 1/2"	1/4" / 1/2"	1/4" / 1/2"	1/4" / 1/2"
Air flow	m^3/h	295 / 320 / 345 / 370 / 425 / 400 / 450	340 / 370 / 395 / 425 / 480 / 455 / 510	345 / 375 / 405 / 440 / 500 / 470 / 530	535 / 580 / 625 / 670 / 765 / 720 / 810
Max. pressure available	Pa	30	30	30	30
Sound pressure	dB(A)	25 / 26 / 26 / 27 / 28 / 27 / 29	25 / 26 / 26 / 27 / 29 / 28 / 30	26 / 26 / 27 / 28 / 30 / 29 / 31	32 / 34 / 35 / 36 / 38 / 37 / 39
Width / Height / Depth	mm	575 / 235 / 638	575 / 235 / 638	575 / 235 / 638	575 / 235 / 638
Net weight	kg	13	13	14	15
Power supply	V/ph/Hz	220-240/1/50	220-240/1/50	220-240/1/50	220-240/1/50
Power wiring	mm^2	(2+T)x2.5	(2+T)x2.5	(2+T)x2.5	(2+T)x2.5
Shielded communication wiring	mm^2	2x0.75	2x0.75	2x0.75	2x0.75
Panel; Model		KPA-03E	KPA-03E	KPA-03E	KPA-03E
Panel; Width / Height / Depth	mm	620 / 80 / 620	620 / 80 / 620	620 / 80 / 620	620 / 80 / 620
Panel; Net weight	kg	2.4	2.4	2.4	2.4

Cooling and heating capacity. Power input: Rated conditions: Cooling 27°C BS/19°C BH indoor, 35°C BS outdoor. Heating 20°C BS indoor, 7°C BS/6°C BH outdoor. Piping length 7.5 m, Height 0 m.
Sound pressure: Measurement of the sound pressure is taken using a semi-anechoic chamber at a distance of 1 m from the machine at a height of 1.3 m.
Power wiring: The power wiring is up to 10 m approximately. It must be calculated more precisely for each installation.
Shielded communication wiring: If these units are installed with systems that are not s6 series external units, then shielded communication wires will be necessary.
Compatible controllers: These units can integrate one of the controllers from the table or the one recommended by Kaysun. For further information regarding compatibility, see the chapter on Controllers.

Accessories

For Outdoor Units

BRANCHES

2-tube branch assembly		Capacity	Model
	Selection via Kaysun Selecta software	< 22 kW	KCMI-01D
		< 33 kW	KCMI-02D
		< 104 kW	KCMI-03D
		< 154 kW	KCMI-04D
		< 235 kW	KCMI-05D
		< 302 kW	KCMI-06D
		302 kW ≤ Capacity index	KCMI-07D

3-tuve Branch assembly		Capacity	Model
	Selection via Kaysun Selecta software	< 16 kW	KCMI-01SB1
		< 33 kW	KCMI-02SB1
		< 71kW	KCMI-03SB1
		< 104 kW	KCMI-04SB1
		104 kW ≤ Capacity index	KCMI-05SB1
		Joint branch for 16-28KW indoor units	KCMI-09A

Outdoor junction Branch assembly		Capacity	Model
	Selection via Kaysun Selecta software	<156 kW - 2 ODU	KCME-02N1E
		>156 kW - 2 ODU	KCME-02N1G
		<156 kW - 3 ODU	KCME-03N1E
		>156 kW - 3 ODU	KCME-03N1G

COLLECTORS

		Capacity	Model
	4 outlets	≤ 28 kW	DXFQT4-01
	8 outlets	≤ 68 kW	DXFQT8-01

Exclusive accessories for R-32 VRF systems

KV BOX

Description	Capacity	Model
1 outlet	≤ 28 kW	K-SV01
4 outlets	≤ 56 kW	K-SV04
6 outlets	≤ 84 kW	K-SV06
8 outlets	≤ 112 kW	K-SV08

INDOOR UNIT ACCESSORIES

Description	Model
Expansion board	KEB-01
R-32 leak detection sensor for S8 indoor units	K-N8RS
R-32 leak detection sensor for Hydraulic Module Integrated	K-N8RS-01
Gas recovery box	K-N8SV

Protocol compatibilities

Kaysun VRF generations

Current Kaysun VRF units can have two different communication protocols: the S6 and the new S8.

OUTDOOR UNITS

		Generation	
		S6	S8
Mini Amazon	Mini Hybrid Amazon	○	
	Mini S8		○
Frontal Discharge	Amazon Unitario FD S6	○	
	Amazon Unitario FD S8	⇄	○
Vertical Discharge	Amazon S8 Pro R-32		○
	Amazon Unitario	⇄	○
	Amazon VI	⇄	○
	Amazon IV HR	○	

⇄ Possibility to configure the S6 electronics by means of a switch on the electronic board of the outdoor unit.

INDOOR UNITS

	Generation	
	S6	S8
Ducts		○
Medium Pressure Ducts		○
High Pressure Ducts		○
Vertical HC		○
Mini Amazon Hybrid Ducts	○	
Compact Cassette 600x600		○
Cassette 840x840		○
Mini Amazon Hybrid Cassettes	○	
1 Way Cassette		○
Floor Standing		○
Floor / Ceiling		○
Wall mounted		○
KAHU		○
High Temperature Hydraulic Module	○	
Hydraulic Module Integrated	○	
Kit DHW Hybrid	○	

Compatibilities between units

Depending on the generation of the outdoor and indoor units of the system, the electrical connections will be different. Full S8 systems allow the use of the new Powercom technology.

		Oudoor Units		
		S8	S6	S4+
Indoor Units	S8 (DN5.0)	✓ Connection: HYPERLINK (M1-M2)	✓ Connection: PQE	⊗
	S6 (DN4.0)	✓ Connection: PQE	✓ Connection: PQE	✓ Connection: PQE
	S6 + S8	✓ Connection: PQE	✓ Connection: PQE	⊗

Compatible controls and accessories

- ✔ Included as standard
- ● Recommended
- ○ Optional
- ⊗ Not supported

For more information see Controllers section.

		 Ducts Medium Pressure Ducts High Pressure Ducts Mini Amazon Hybrid Ducts	 Vertical HC	 Compact Cassette 600x600 Cassette 840x840 Mini Amazon Hybrid Cassettes	 1 Way Cassette	 Floor Standing
Wireless controller		○ KI-07*	○ KI-07*	● KI-07	● KI-07	○ KI-07*
Wired controller	With WiFi	● KCT-05 SRPSWF ● KCT-06 SRPSWF	○ KCT-05 SRPSWF ○ KCT-06 SRPSWF	○ KCT-05 SRPSWF ○ KCT-06 SRPSWF	○ KCT-05 SRPSWF ○ KCT-06 SRPSWF	○ KCT-05 SRPSWF ○ KCT-06 SRPSWF
BMS	Modbus					
	Bacnet	○ FRI-BMS	○ FRI-BMS	○ FRI-BMS	○ FRI-BMS	○ FRI-BMS
	KNX					
Centralised control	Touch Centralised Control	○ KCCT-64 IPS (A) ○ KCCT-384B IPS (B) ○ KCCT-128C IPS ○ KCCT-384C-M IPS	○ KCCT-64 IPS (A) ○ KCCT-384B IPS (B) ○ KCCT-128C IPS ○ KCCT-384C-M IPS	○ KCCT-64 IPS (A) ○ KCCT-384B IPS (B) ○ KCCT-128C IPS ○ KCCT-384C-M IPS	○ KCCT-64 IPS (A) ○ KCCT-384B IPS (B) ○ KCCT-128C IPS ○ KCCT-384C-M IPS	○ KCCT-64 IPS (A) ○ KCCT-384B IPS (B) ○ KCCT-128C IPS ○ KCCT-384C-M IPS
	Web Centralised Control	○ KCC-64 WEB ○ KCC-64 CLOUD	○ KCC-64 WEB ○ KCC-64 CLOUD	○ KCC-64 WEB ○ KCC-64 CLOUD	○ KCC-64 WEB ○ KCC-64 CLOUD	○ KCC-64 WEB ○ KCC-64 CLOUD
R-32 Accessories	DN5.0 IDU	○ KEB-01 ○ K-N8RS ⊗ K-N8RS-01	○ KEB-01 ○ K-N8RS ⊗ K-N8RS-01	○ KEB-01 ○ K-N8RS ⊗ K-N8RS-01	○ KEB-01 ○ K-N8RS ⊗ K-N8RS-01	○ KEB-01 ○ K-N8RS ⊗ K-N8RS-01
	Mini Amazon Hybrid IDU	⊗	⊗	⊗	⊗	⊗

* A wired controller is needed

** Through the communication port of a VRF system.

						
Wall mounted	Floor/Ceiling	KAHU	KRE	High Temperature Hydraulic Module	Hydraulic Module Integrated	Kit DHW Hybrid
● KI-07	● KI-07	⊗ KI-07	⊗ KI-07	⊗ KI-07	⊗ KI-07	⊗ KI-07
○ KCT-05 SRPSWF ○ KCT-06 SRPSWF	○ KCT-05 SRPSWF ○ KCT-06 SRPSWF	○ KCT-05 SRPSWF ○ KCT-06 SRPSWF	⊗ KCT-05 SRPSWF ⊗ KCT-06 SRPSWF	⊗ KCT-05 SRPSWF ⊗ KCT-06 SRPSWF	⊗ KCT-05 SRPSWF ⊗ KCT-06 SRPSWF	⊗ KCT-05 SRPSWF ⊗ KCT-06 SRPSWF
○ FRI-BMS	○ FRI-BMS	○ FRI-BMS	○ FRI-BMS**	○ FRI-BMS	⊗ FRI-BMS	⊗ FRI-BMS
○ KCCT-64 IPS (A) ○ KCCT-384B IPS (B) ○ KCCT-128C IPS ○ KCCT-384C-M IPS	○ KCCT-64 IPS (A) ○ KCCT-384B IPS (B) ○ KCCT-128C IPS ○ KCCT-384C-M IPS	○ KCCT-64 IPS (A) ○ KCCT-384B IPS (B) ○ KCCT-128C IPS ○ KCCT-384C-M IPS	○ KCCT-64 IPS (A)** ○ KCCT-384B IPS (B)** ○ KCCT-128C IPS** ○ KCCT-384C-M IPS**	○ KCCT-64 IPS (A) ○ KCCT-384B IPS (B) ⊗ KCCT-128C IPS ⊗ KCCT-384C-M IPS	⊗ KCCT-64 IPS (A) ⊗ KCCT-384B IPS (B) ⊗ KCCT-128C IPS ⊗ KCCT-384C-M IPS	⊗ KCCT-64 IPS (A) ⊗ KCCT-384B IPS (B) ⊗ KCCT-128C IPS ⊗ KCCT-384C-M IPS
○ KCC-64 WEB ○ KCC-64 CLOUD	○ KCC-64 WEB ○ KCC-64 CLOUD	○ KCC-64 WEB ○ KCC-64 CLOUD	○ KCC-64 WEB** ○ KCC-64 CLOUD**	○ KCC-64 WEB ⊗ KCC-64 CLOUD	⊗ KCC-64 WEB ⊗ KCC-64 CLOUD	⊗ KCC-64 WEB ⊗ KCC-64 CLOUD
○ KEB-01 ○ K-N8RS ⊗ K-N8RS-01	○ KEB-01 ○ K-N8RS ⊗ K-N8RS-01	⊗ KEB-01 ⊗ K-N8RS ⊗ K-N8RS-01	⊗ KEB-01 ⊗ K-N8RS ⊗ K-N8RS-01	⊗ KEB-01 ⊗ K-N8RS ⊗ K-N8RS-01	○ KEB-01 ⊗ K-N8RS ○ K-N8RS-01	⊗ KEB-01 ⊗ K-N8RS ⊗ K-N8RS-01
⊗	⊗	⊗	⊗	⊗	⊗	⊗

References | Key Installations











1. **The Lego Store** *(Shopping Centre)*: Dublin (Ireland), KMF-26 DN4 Amazon System serving 3 No. KCIBF-100 DN4.0 Cassette Type Indoor Units
2. **Vector Park** *(Warehouse)*: Malý Šariš (Slovakia), VRF with 7 cassettes
3. **Mediderma** *(Building)*: Klasov, Slovakia, VRF with High Pressure Ducts and Cassettes
4. **CET SUD Bucarest** *(Public building)*: Bucarest (Romania), Amazon high capacity ducts and cassettes, 554 kW
5. **Methode Electronics Malta Ltd** *(Manufacturing)* Mriehel (Malta), VRF , 112 kW


6


7


8


9


10


11

6. **Marisco na Praça** *(Restaurante Marina Cascais)*: Cascais (Portugal), New construction, AMAZON VRF, 20,0 kW
7. **Dalaljam Hospital** *(Hospital)*: Dakar (Senegal), AMAZON VRF
8. **School Gym** *(Gym)*: Senica (Slovakia), VRF with CassettesService
9. **Hilti Space** *(Logistic Centre)*: Bucarest (Romania), VRF, 61 kW
10. **Monteco** *(Coworking space)*: Budva (Montenegro), VRF, 67 kW
11. **Vidigueira** *(Wine Cellar)*: Vidigueira (Portugal), K2F-615DN4S, 61.5kW


12



13


14


15


16


17


18


19


20

12. **Instituto Politécnico do Porto** *(Polytechnic College)*: Porto (Portugal), 2x K2F-450DN3, 90kW
13. **LaLuna** *(Woman center)*: Bratislava (Slovakia), VRF with Cassettes
14. **AMD Decolletage** *(Automotive Components Factory)*: Marnaz (France), K2F-615DN4S, 61.5kW
15. **Dublin** *(Hotel)*: Dublin (Ireland), Amazon Unitario
16. **Hyundai – Central Motor** *(Dealership)*: Lyon (France)
17. **Monty Company** *()*: Kotor (Montenegro), VRF, 174 kW
18. **Mercure Hotels** *(Hotel)*: Ibiza (Spain), Renovation, Minichillers, 251 kW
19. **Palau de la Virreina** *(Public Building)*: Barcelona (Spain), Renovation, Amazon VRF, 45kW (2 uds)
20. **Cepsa Laboratories** *(Business Center)*: Huelva (Spain), Amazon 2 pipes, 30 kW


21


22



23


24

21. **Casa Amatller** *(Museum)*: Barcelona (Spain), 2.8 kW
22. **Metropol Parasol "Las Setas"** *(Public Building)*: Seville (Spain), Amazon 2 pipes, 200 kW
23. **Cambrils Park Resort** *(Camping Resort)*: Cambrils (Tarragona, Spain), Amazon 3 pipes, 2000 kW
24. **Castillo de Arteaga** *(Hotel)*: Arteaga (Vizcaya, Spain), Amazon 3 pipes, 1000 kW

Other customers that have trusted in Kaysun

Hotels
- Ciudad de Alcañiz Hotel (Teruel)
- Eritaña Civil Guard Headquarters (Seville)
- Dolce Fregate Hotel (Provence)
- Ibis Hotel (Seville)

Public buildings
- Óvalo Centro Social Services building (Zaragoza)
- Deputy Major's Office (Málaga)
- Reus Town Council (Tarragona)
- ADIF Railway Infrastructures Manager Offices (Asturias)
- Department of Agriculture (Badajoz)

Schools and universitites
- San Luis School (Minorca)
- Camino de Gelves Nursery School (Seville)

Hospitals, health clinics and centres
- Adharaz School (Seville)
- Altasierra School (Seville)
- San Francisco de Paula School (Seville)
- Calasancio School (Córdoba)
- Pablo de Olavide University (Seville)
- Guijuelo Nursery School (Salamanca)
- University School of Technical Industrial Engineering (Barcelona)
- Santa Maria del Pilar School (Madrid)
- Sagrado Corazón Health Clinic (Seville)

Residences
- Palacio de la calle Mayor Residence (Madrid)

Leisure centres
- Sant Josep Sports Centre (Barcelona)
- Amezketa Library (Guipúzcoa)
- Requejada Sports Centre (Cantabria)
- School of Music (Jerez de la Frontera)
- Conferences and Exhibition Centre (Madrid)
- Pinto Library (Madrid)

Business centres and offices
- Mercedes Authorised Dealer (Barcelona)
- Caritas charitable organisation (Barcelona)
- ThyssenKrupp Elevators (Barcelona)
- Aceites Abril S.L. (Ourense)
- Zara Home (Vitoria)
- Aki (Granollers)





Chillers Range

Nexus

Minichillers Full DC Inverter R-32	**234**
Aquantia KHPS-MO PRO HP	**236**
Aquantia KHP-MO PLUS HT	**238**
Aquantia KHP-MO HT HP	**240**
Aquantia HT HP Large	**242**
Modular Full DC Inverter Chillers	**244**
Modular Full DC Inverter Heat Pump	**246**
Kem XL	**248**
References	**250**

Nexus | Chillers Range



The Kaysun range of chillers has been designed with the aim of adapting installations of any nature, as it includes a wide range of units in order to provide the best possible solution for each installation. From Minichiller to the huge versatility of modular chillers. Kaysun is the solution for climate control in spaces such as residences, hotels, offices, stores and many others. All units in this range use environmentally and ozone-friendly refrigerants.

MODULAR CHILLERS: THE PERFECT SOLUTION FOR ANY WATER AIR CONDITIONING PROJECT

Kaysun offers a range of highly versatile modular units starting with its basic models which can be combined with each other. They allow maximum flexibility in design and installation thanks to the possibility of adding or combining chillers, and for that reason these units can adapt to the needs of any customer or installation. The range allows the combination of up to four modules and achieves capacities of up to 560 kW with the Full DC equipment. In this way a large installation can be staggered, optimising and spreading the charge between various units.





DC INVERTER COMPRESSORS

The Kaysun Full DC Inverter chillers are equipped with latest-generation DC Inverter compressors. Their innovative design and numerous high-performance technological features achieve a reduction in consumption of some 25%.



DC INVERTER FANS

On the DC models, the speed of the energy-efficient fan adjusts in response to the system charge, which allows a reduction in energy consumption of around 30% .



MINICHILLERS: FOR SMALL WATER INSTALLATIONS

The Minichiller with rotary DC Inverter compressor from 5 to 16 kW have a SEER of up to 5.19 and a SCOP of up to 5.18. These units, with hydraulic kit incorporated, are a very efficient option for domestic installations and small water installations. With a compact design that facilitates access to components and simplifies installation and maintenance, it features an integrated control panel on its body.



WIDE RANGE OF CONTROLS

Kaysun provides its chillers with a control as standard and, depending on the range, with various options for controls and integration within BMS.

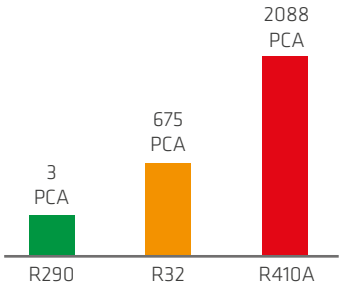

R-290

To comply with the FGAS EU 2024/573 standard, Kaysun uses the natural refrigerant R290 with a GWP of 3 and an A3 class.



NEW KEM XL RANGE

Kaysun expands its range of modular heat pumps with the new air-cooled, fully inverted R32 Max series. Available in 6 sizes from 190 to 400 kW Its compact, robust design makes it ideal for new builds and/or replacements.









COMPLETE HP R290 RANGE

The R290 heat pumps offer the widest range with R290 on the market, with capacities ranging from 4 to 70 kW per unit and modularly up to 560 kW in heat per system. They are the ideal solution for replacement or hybridization with traditional systems

Minichillers Full DC Inverter R-32



The Kaysun Minichiller units are ideal for domestic applications or small-scale commercial applications where hot and cold water is required. The units are silent, compact and equipped with Inverter motors in order to achieve significant energy savings and improved comfort. They have a hydraulic kit incorporated as standard.



Characteristics

- Full inverter technology with high seasonal efficiency.
- Built-in hydraulic kit.
- R-32 gas with low GWP.
- Possibility of connecting up to 6 units in cascade.
- Serial Modbus output.
- Connectivity via Wifi through App.



KCCHT-04
Standard



SMART GRID READY | R-32 REFRIGERANT | DC INVERTER COMPRESSOR | HYDRAULIC KIT | DC INVERTER EXTERNAL FAN | Wi-Fi | MODBUS | ON/OFF CONTACT | MODULAR

Basic modules

Model		KEM-05 DVR	KEM-07 DVR	KEM-09 DVR	KEM-12 DVR	KEM-14 DVR	KEM-16 DVR
Cooling capacity rated	kW	5.5	7.4	9	11.6	13.4	14
EER		3.25	3.15	2.90	3.10	2.93	2.90
SEER		5.09	5.19	5.08	5.07	5.09	5.11
Nsc		201	205	200	200	201	201
Heating capacity rated	kW	6.6	8.5	10.1	12.5	14.5	16.2
COP		4.00	3.80	3.65	3.70	3.55	3.45
SCOP average zone, Water 35°C - Energy class		5.12 - A+++	5.18 - A+++	5.12 - A+++	5.08 - A+++	4.88 - A+++	4.84 - A+++
Nsh		202	204	202	200	193	191
Compressor type		Rotary Inverter	Rotary Inverter	Rotary Inverter	Rotary Inverter	Rotary Inverter	Rotary Inverter
No. compressor		1	1	1	1	1	1
Type refrigerant		R-32	R-32	R-32	R-32	R-32	R-32
t CO_2eq	tCO_2	0.88	0.88	0.88	1.22	1.22	1.22
Refrigerant charge	kg	1.3	1.3	1.3	1.8	1.8	1.8
No. fans		1	1	1	1	1	1
Air flow	m^3/h	3900	4500	4500	5200	5200	5200
Width / Height / Depth	mm	1040 / 865 / 410	1040 / 865 / 410	1040 / 865 / 410	1040 / 865 / 410	1040 / 865 / 410	1040 / 865 / 410
Net weight	kg	87	87	87	106	120	106
Power supply	V/ph/Hz	220-240/1/50	220-240/1/50	220-240/1/50	220-240/1/50	220-240/1/50	220-240/1/50
Max. intensity	A	18	18	18	30	14	30
Water pipe connections	inch	1"	1"	1"	1 1/4"	1 1/4"	1 1/4"
Water flow rated	m^3/h	0.9	1.3	1.5	2.0	2.2	2.4
Volume of expansion tank	l	5	5	5	5	5	5
Available pressure	kPa	90	90	90	90	90	90

Basic modules

Model		KEM-12 DTR	KEM-14 DTR	KEM-16 DTR
Cooling capacity rated	kW	11.6	13.4	14
EER		3.10	2.93	2.90
SEER		5.11	5.12	5.14
Nsc		201	202	203
Heating capacity rated	kW	12.5	14.5	16.2
COP		3.70	3.55	3.45
SCOP average zone, Water 35°C - Energy class		5.08 - A+++	4.88 - A+++	4.84 - A+++
Nsh		200	193	191
Compressor type		Rotary Inverter	Rotary Inverter	Rotary Inverter
No. compressor		1	1	1
Type refrigerant		R-32	R-32	R-32
t CO_2eq	tCO_2	1.22	1.22	1.22
Refrigerant charge	kg	1.8	1.8	1.8
No. fans		1	1	1
Air flow	m^3/h	5200	5200	5200
Width / Height / Depth	mm	1040 / 865 / 3310	1040 / 865 / 410	1040 / 865 / 410
Net weight	kg	120	120	120
Power supply	V/ph/Hz	380-415/3/50	380-415/3/50	380-415/3/50
Max. intensity	A	14	30	14
Water pipe connections	inch	1 1/4"	1 1/4"	1 1/4"
Water flow rated	m^3/h	2.0	2.2	2.4
Volume of expansion tank	l	5	5	5
Available pressure	kPa	90	90	90

Accessories	Model
Buffer tank/hydraulic shut-off nozzle	AR
Expansion vessels - primary	HWB8LX
Expansion vessels - primary	HWB12LX
Expansion vessels - primary	HWB18LX

Check accessories in Aquantia's range

The data in heating mode at -7°C are calculated working with water at +35°C.

Cooling capacity. Cooling input. EER: Data calculated in compliance with EN 14511:2018 Standard, with reference to the following conditions: indoor heat exchanger water temperature = 12/7°C; outdoor heat exchanger inlet air temperature = 35°C.

Heating capacity. Heating input. COP: Data calculated in compliance with EN 14511:2018 Standard, with reference to the following conditions: indoor heat exchanger water temperature = 40/45°C; outdoor heat exchanger inlet air temperature = 7°C DB/6°C WB.

SEER. SCOP: Data calculated in compliance with EN 14825:2016 Standard. The product meets the ErP (Energy Related Products) European Directive, which include the (EU) Commission Delegated Regulation No. 811/2013 (rated thermal input ≤ 70 kW under specified reference conditions) and (EU) Commission Delegated Regulation No. 813/2013 (rated thermal input≤ 400 kW under specified reference conditions).

Sound pressure: Sound levels refer to the unit under full charge. The sound pressure level refers to the measurement taken at a distance of 1 m from the external surface of the unit, operating in the open air. The measurements are taken in accordance with UNI EN ISO 9614-2 standard, respecting the conditions imposed by EUROVENT 8/1 certification. Data under the following conditions: indoor heat exchanger water temperature = 12/7°C; outdoor air temperature = 35°C.

Aquantia KHPS-MO PRO HP





KHPS-MO PRO HP is the most compact solution in the range, as it only comprises a single outdoor unit, a wired remote controller and a domestic hot water tank (optional). It is the most suitable solution for installations where there are more than 5-6 m between the outdoor unit and the domestic hot water tank. KHPS-MO PRO HP can be controlled via the Kaysun mobile app.

Characteristics

- Full inverter technology with high seasonal efficiency.
- Built-in hydraulic kit.
- R-32 gas with low GWP.
- Compact design.
- Possibility of connecting up to 6 units in cascade.
- Serial Modbus output.
- Connectivity via Wifi through App.



KCTAQ-02
Standard

KEYMARK | SMART GRID READY | R-32 REFRIGERANT | DC INVERTER COMPRESSOR | HYDRAULIC KIT | Wi-Fi | MODBUS | MODULAR

Basic modules

Model		KHPS-M0 18 PRO HP	KHPS-M0 22 PRO HP	KHPS-M0 26 PRO HP	KHPS-M0 30 PRO HP
Cooling capacity rated	kW	17	21	26	29.5
EER		3.05	2.95	2.70	2.54
SEER		4.70	4.70	4.66	4.49
Nsc		185	185	183	177
Heating capacity rated	kW	18	22	26	30
COP		3.50	3.40	3.10	2.90
SCOP average zone, Water 35°C - Energy class		4.59 - A+++	4.53 - A+++	4.50 - A+++	4.19 - A++
Nsh		181	178	178	165
Compressor type		Rotary Inverter	Rotary Inverter	Rotary Inverter	Rotary Inverter
No. compressor		1	1	1	1
Type refrigerant		R-32	R-32	R-32	R-32
t CO_2eq	tCO_2	3.38	3.38	3.38	3.38
Refrigerant charge	kg	5	5	5	5
No. fans		2	2	2	2
Air flow	m^3/h	10650	10650	11200	11200
Sound pressure	dB(A)	55	58	60	62
Width / Height / Depth	mm	1129 / 1558 / 440	1129 / 1558 / 440	1129 / 1558 / 440	1129 / 1558 / 440
Net weight	kg	177	177	177	177
Power supply	V/ph/Hz	380-415/3/50	380-415/3/50	380-415/3/50	380-415/3/50
Max. intensity	A	18	21	24	28
Water pipe connections	inch	1 1/4"	1 1/4"	1 1/4"	1 1/4"
Water flow rated	m^3/h	2.9	3.6	3.8	4
Volume of expansion tank	l	8	8	8	8
Available pressure	kPa	102	94.6	78.8	59.4

Accessories	Model
Buffer tank/hydraulic shut-off nozzle	AR
Expansion vessels - primary	HWB8LX
Expansion vessels - primary	HWB12LX
Expansion vessels - primary	HWB18LX

Check accessories in Aquantia's range

The data in heating mode at -7°C are calculated working with water at +35°C.
Cooling capacity. Cooling input. EER: Data calculated in compliance with EN 14511:2018 Standard, with reference to the following conditions: indoor heat exchanger water temperature = 12/7°C; outdoor heat exchanger inlet air temperature = 35°C.
Heating capacity. Heating input. COP: Data calculated in compliance with EN 14511:2018 Standard, with reference to the following conditions: indoor heat exchanger water temperature = 40/45°C; outdoor heat exchanger inlet air temperature = 7°C DB/6°C WB.
SEER. SCOP: Data calculated in compliance with EN 14825:2016 Standard. The product meets the ErP (Energy Related Products) European Directive, which include the (EU) Commission Delegated Regulation No. 811/2013 (rated thermal input ≤ 70 kW under specified reference conditions) and (EU) Commission Delegated Regulation No. 813/2013 (rated thermal input≤ 400 kW under specified reference conditions).
Sound pressure: Sound levels refer to the unit under full charge. The sound pressure level refers to the measurement taken at a distance of 1 m from the external surface of the unit, operating in the open air. The measurements are taken in accordance with UNI EN ISO 9614-2 standard, respecting the conditions imposed by EUROVENT 8/1 certification. Data under the following conditions: indoor heat exchanger water temperature = 12/7°C; outdoor air temperature = 35°C.
NOTE: Combination units.

Aquantia KHP-MO PLUS HT

NEW





The new range of high-temperature heat pumps with R-290 refrigerant is the perfect solution for large residential or commercial spaces. They have been designed to operate at low outdoor temperatures and deliver leaving water temperatures of up to 85 °C. They stand out for their compactness, as they mount only a single fan.

Characteristics

- Natural and environmentally friendly refrigerant R-290 - GWP = 3.
- Full inverter technology with scroll compressors.
- High full load and seasonal efficiency with compact dimensions.
- Hot water up to 85°C and wide operating range.
- Built-in hydraulic kit.
- Possibility of connecting up to 6 devices in cascade.



KCTAQ-03
Standard



R-290 REFRIGERANT | HIGH TEMPERATURE | DOMESTIC HOT WATER | DC INVERTER COMPRESSOR | HYDRAULIC KIT | DC INVERTER EXTERNAL FAN | Wi-Fi | MODBUS | ON/OFF CONTACT | MODULAR

		Basic modules	
Model		KHP-MO 18 DTP	KHP-MO 22 DTP
Cooling capacity rated	kW	18.0	22.0
EER		2.75	2.67
SEER		4.58	4.44
Nsc		180	175
Heating capacity rated	kW	18.0	22.0
COP		3.20	3.10
SCOP average zone, Water 35°C - Energy class		4.38 - A+++	4.53 - A+++
Nsh		190	178
Compressor type		Rotary Inverter	Rotary Inverter
No. compressor		1	1
Type refrigerant		R-290	R-290
t CO_2eq	tCO_2	0.01	0.01
Refrigerant charge	kg	1.8	1.8
No. fans		1	1
Air flow	m^3/h	6000	6000
Sound power	dB(A)	68	70
Width / Height / Depth	mm	1330 / 1051 / 475	1330 / 1051 / 475
Net weight	kg	185	185
Power supply	V/ph/Hz	380-415/3/50	380-415/3/50
Max. intensity	A	18	22
Water pipe connections	inch	1"	1"
Water flow rated	m^3/h	3.10	3.78
Volume of expansion tank	l	5	5
Available pressure	kPa	120	120

Accessories	Model
Buffer tank/hydraulic shut-off nozzle	AR

Cooling capacity. Cooling input. EER: Data calculated in compliance with EN 14511:2022 Standard, with reference to the following conditions: indoor heat exchanger water temperature = 12/7°C; outdoor heat exchanger inlet air temperature = 35°C.
Heating capacity. Heating input. COP: Data calculated in compliance with EN 14511:2022 Standard, with reference to the following conditions: indoor heat exchanger water temperature = 40/45°C; outdoor heat exchanger inlet air temperature = 7°C DB/6°C WB.
SEER. SCOP: Data calculated in compliance with EN 14825:2018 Standard. The product meets the ErP (Energy Related Products) European Directive, which include the (EU) Commission Delegated Regulation No. 811/2013 (rated thermal input ≤ 70 kW under specified reference conditions) and (EU) Commission Delegated Regulation No. 813/2013 (rated thermal input ≤ 400 kW under specified reference conditions).
Sound pressure: Sound levels refer to the unit under full charge. The sound pressure level refers to the measurement taken at a distance of 1 m from the external surface of the unit, operating in the open air. The measurements are taken in accordance with UNI EN ISO 9614-2 standard, respecting the conditions imposed by EUROVENT 8/1 certification. Data under the following conditions: indoor heat exchanger water temperature = 12/7°C; outdoor air temperature. = 35°C.
PRELIMINARY DATA

Aquantia KHP-MO HT HP





The monobloc heat pump with R-290 refrigerant for residential applications. The R-290 refrigerant combines high performance with total respectfor the environment. The range is available in 4 sizes from 26 to 40kW.

Characteristics

- Natural and environmentally friendly refrigerant R-290 - GWP = 3.
- Full inverter technology with scroll compressors.
- High full load and seasonal efficiency with compact dimensions.
- Hot water up to 85°C and wide operating range.
- Built-in hydraulic kit.
- High-temperature solution with modular approach.



KCTAQ-03
Standard



R-290 REFRIGERANT | HIGH TEMPERATURE | DOMESTIC HOT WATER | DC INVERTER COMPRESSOR | HYDRAULIC KIT | DC INVERTER EXTERNAL FAN | Wi-Fi | MODBUS | ON/OFF CONTACT | MODULAR

		Basic modules			
Model		KHP-MO 26 DTP	KHP-MO 30 DTP	KHP-MO 35 DTP	KHP-MO 40 DTP
Cooling capacity rated	kW	26.0	30.0	32.0	32.0
EER		3.10	2.80	2.67	2.67
SEER		5.21	4.99	4.82	4.82
Nsc		205	197	190	190
Heating capacity rated	kW	26.0	30.0	35.0	39.0
COP		3.81	3.63	3.48	3.28
SCOP average zone, Water 35°C - Energy class		4.95 - A+++	4.92 - A+++	4.48 - A+++	4.25 - A++
Nsh		195	194	176.3	176
Compressor type		Scroll Inverter	Scroll Inverter	Scroll Inverter	Scroll Inverter
No. compressor		1	1	1	1
Type refrigerant		R-290	R-290	R-290	R-290
t CO_2eq	tCO_2	0.01	0.01	0.01	0.01
Refrigerant charge	kg	2.9	2.9	2.9	2.9
No. fans		2	2	2	2
Air flow	m^3/h	11000	11000	11000	11000
Sound power	dB(A)	75	76	76	76
Width / Height / Depth	mm	1384 / 1816 / 523	1384 / 1816 / 523	1384 / 1816 / 523	1384 / 1816 / 523
Net weight	kg	260	260	260	260
Power supply	V/ph/Hz	380-415/3/50	380-415/3/50	380-415/3/50	380-415/3/50
Max. intensity	A	35	35	35	35
Water pipe connections	inch	1 1/4"	1 1/4"	1 1/4"	1 1/4"
Water flow rated	m^3/h	4.47	5.16	5.50	5.50
Volume of expansion tank	l	5	5	5	5
Available pressure	kPa	120	120	120	120

Accessories	Model
Buffer tank/hydraulic shut-off nozzle	AR

Cooling capacity. Cooling input. EER: Data calculated in compliance with EN 14511:2022 Standard, with reference to the following conditions: indoor heat exchanger water temperature = 12/7°C; outdoor heat exchanger inlet air temperature = 35°C.
Heating capacity. Heating input. COP: Data calculated in compliance with EN 14511:2022 Standard, with reference to the following conditions: indoor heat exchanger water temperature = 40/45°C; outdoor heat exchanger inlet air temperature = 7°C DB/6°C WB.
SEER. SCOP: Data calculated in compliance with EN 14825:2018 Standard. The product meets the ErP (Energy Related Products) European Directive, which include the (EU) Commission Delegated Regulation No. 811/2013 (rated thermal input ≤ 70 kW under specified reference conditions) and (EU) Commission Delegated Regulation No. 813/2013 (rated thermal input ≤ 400 kW under specified reference conditions).
Sound pressure: Sound levels refer to the unit under full charge. The sound pressure level refers to the measurement taken at a distance of 1 m from the external surface of the unit, operating in the open air. The measurements are taken in accordance with UNI EN ISO 9614-2 standard, respecting the conditions imposed by EUROVENT 8/1 certification. Data under the following conditions: indoor heat exchanger water temperature = 12/7°C; outdoor air temperature. = 35°C.

Aquantia HT HP Large

NEW





Kaysun expands the Aquantia HT range with 3 new sizes ranging from 50 to 70 kW. Full inverter air-cooled monobloc heat pumps with R-290 natural refrigerant gas. Designed to ensure operation at low outdoor temperatures, high efficiencies and with flow temperatures up to 85°C. Ideal for replacement or hybridization with boilers.

Characteristics

- Full inverter technology with scroll compressors.
- Natural and environmentally friendly refrigerant R-290 - GWP = 3.
- Hot water up to 85°C and wide operating range.
- High full load and seasonal efficiency with compact dimensions.
- Intelligent defrosting.
- Condensate tray with heater.



KCCHT-07 MODBUS
Standard



		Basic modules		
Model		KEM-50 DPS6	KEM-60 DPS6	KEM-70 DPS6
Cooling capacity rated	kW	50.0	60.0	65.0
EER		3.30	3.00	2.80
SEER		4.85	4.80	4.70
Nsc		191	189	185
Heating capacity rated	kW	50.0	60.0	70.0
COP		3.80	3.52	3.35
SCOP average zone, Water 35°C - Energy class		4.70 - A+++	4.60 - A+++	4.50 - A+++
Nsh		185	181	177
Compressor type		Scroll inverter	Scroll inverter	Scroll inverter
No. compressor		2	2	2
Type refrigerant		R-290	R-290	R-290
t CO_2eq	tCO_2	0.02	0.02	0.02
Refrigerant charge	kg	2.8 * 2	2.8 * 2	2.8 * 2
No. fans		2	2	2
Air flow	m^3/h	28670	28670	28670
Sound power	dB(A)	80	83	85
Width / Height / Depth	mm	960 / 2000 / 1880	960 / 2000 / 1880	960 / 2000 / 1880
Net weight	kg	560	560	560
Power supply	V/ph/Hz	380-415/3/50	380-415/3/50	380-415/3/50
Max. intensity	A	80	80	80
Water pipe connections	inch	2"	2"	2"
Water flow rated	m^3/h	8.6	10.3	12.0

		Basic modules with hydraulic kit		
Basic modules with hydraulic kit		KEM-50 DPS6 KH	KEM-60 DPS6 KH	KEM-70 DPS6 KH
Net weight	kg	615	615	615
Max. intensity	A	85	85	85
Volume of expansion tank	l	12	12	12
Available pressure	kPa	210	180	140

Accessories	Model
3-way valve for DHW - 2"	3ACS
Hydraulic flanges kit for 50-90 kW	Kit victaulic 2"

Cooling capacity. Cooling input. EER: Data calculated in compliance with EN 14511:2022 Standard, with reference to the following conditions: indoor heat exchanger water temperature = 12/7°C; outdoor heat exchanger inlet air temperature = 35°C.
Heating capacity. Heating input. COP: Data calculated in compliance with EN 14511:2022 Standard, with reference to the following conditions: indoor heat exchanger water temperature = 40/45°C; outdoor heat exchanger inlet air temperature = 7°C DB/6°C WB.
SEER. SCOP: Data calculated in compliance with EN 14825:2018 Standard. The product meets the ErP (Energy Related Products) European Directive, which include the (EU) Commission Delegated Regulation No. 811/2013 (rated thermal input ≤ 70 kW under specified reference conditions) and (EU) Commission Delegated Regulation No. 813/2013 (rated thermal input ≤ 400 kW under specified reference conditions).
Sound pressure: Sound levels refer to the unit under full charge. The sound pressure level refers to the measurement taken at a distance of 1 m from the external surface of the unit, operating in the open air. The measurements are taken in accordance with UNI EN ISO 9614-2 standard, respecting the conditions imposed by EUROVENT 8/1 certification. Data under the following conditions: indoor heat exchanger water temperature = 12/7°C; outdoor air temperature. = 35°C.

Modular Full DC Inverter Chillers





The second part of the Kaysun Full DC Inverter chiller range is available in modules of 90 kW. With brushless Full DC Inverter compressors that provide a high degree of stability and great energy efficiency. The units are very compact and are designed to speed up maintenance. Up to 4 modules can be combined, with a combined capacity of 360 kW.

Characteristics

- Full inverter technology with scroll compressors.
- Refrigerant R-32 - GWP = 675
- High seasonal efficiency.
- Modular operation management, up to 16 units in cascade.
- Compact design.
- Option with hydraulic kit - on/off pump.



KCCHT-06 MODBUS
Standard



R-32 REFRIGERANT | DOMESTIC HOT WATER | DC INVERTER COMPRESSOR | DC INVERTER EXTERNAL FAN | MODBUS | ON/OFF CONTACT | MODULAR

		Basic modules
Model		KEM-90 DRS5
Cooling capacity rated	kW	82.0
EER		2.95
SEER		4.58
Nsc		177
Heating capacity rated	kW	90.0
COP		3.20
SCOP average zone, Water 35°C - Energy class		3.97 - A++
Nsh		156
Compressor type		Scroll Inverter
No. compressor		2
Type refrigerant		R-32
t CO_2eq	tCO_2	10.8
Refrigerant charge	kg	11.5 / 4.5
No. fans		2
Air flow	m^3/h	35000
Width / Height / Depth	mm	1135 / 2315 / 2220
Net weight	kg	635
Power supply	V/ph/Hz	380-415/3/50
Max. intensity	A	60
Water pipe connections	inch	2"
Water flow rated	m^3/h	15.5

		Basic modules with hydraulic kit
Model		KEM-90 DRS5 KH*
Volume of expansion tank	l	12
Available pressure	kPa	150

Accessories	Model
Hydraulic flanges kit for 50-90 kW	Kit victaulic 2"

The data in heating mode at -7°C are calculated working with water at +35°C.
Cooling capacity. Cooling input. EER: Data calculated in compliance with EN 14511:2018 Standard, with reference to the following conditions: indoor heat exchanger water temperature = 12/7°C; outdoor heat exchanger inlet air temperature = 35°C.
Heating capacity. Heating input. COP: Data calculated in compliance with EN 14511:2018 Standard, with reference to the following conditions: indoor heat exchanger water temperature = 40/45°C; outdoor heat exchanger inlet air temperature = 7°C DB/6°C WB.
SEER. SCOP: Data calculated in compliance with EN 14825:2016 Standard. The product meets the ErP (Energy Related Products) European Directive, which include the (EU) Commission Delegated Regulation No. 811/2013 (rated thermal input ≤ 70 kW under specified reference conditions) and (EU) Commission Delegated Regulation No. 813/2013 (rated thermal input ≤ 400 kW under specified reference conditions).
Sound pressure: Sound levels refer to the unit under full charge. The sound pressure level refers to the measurement taken at a distance of 1 m from the external surface of the unit, operating in the open air. The measurements are taken in accordance with UNI EN ISO 9614-2 standard, respecting the conditions imposed by EUROVENT 8/1 certification. Data under the following conditions: indoor heat exchanger water temperature = 12/7°C; outdoor air temperature. = 35°C.
Supplementary charge: For units with R-32 gas and a charge > 11.5 kg per circuit, the remaining charge must be applied on site.

Modular Full DC Inverter Heat Pump





Compact reversible air-to-water heat pumps for space heating and cooling and domestic hot water production. Ideal for new buildings or replacement of existing heating systems, also in combination with an existing heat source.

Characteristics

- Full inverter technology with scroll compressors.
- Refrigerant R-32 - GWP = 675.
- Hot water up to 65°C and wide operating range.
- High full load and seasonal efficiency with compact dimensions.
- Modular operation management, up to 16 units in cascade.
- Option with hydraulic kit - inverter pump.



KCCHT-06 MODBUS
Standard



		Basic modules				
Model		KEM-HT-50 DRS5	KEM-HT-65 DRS5	KEM-HT-75 DRS5	KEM-HT-110 DRS5	KEM-HT-140 DRS5
Cooling capacity rated	kW	50.3	57.0	70.0	100	130
Cooling input rated	kW	14.5	19.0	26.8	32.8	50.0
EER		3.48	3.00	2.61	3.05	2.60
SEER		5.00	5.00	5.00	4.80	4.80
Nsc		197	197	197	189	189
Heating capacity rated	kW	49.6	65.0	75.0	110	140
Heating input rated	kW	12.3	18.3	22.1	29.9	44.7
COP		4.05	3.55	3.40	3.68	3.13
SCOP average zone, Water 35°C - Energy class		4.50 - A+++	4.50 - A+++	4.50 - A+++	4.25 - A++	4.25 - A++
Nsh		177	177	177	167	167
Compressor type		EVI Srcoll Inverter	EVI Srcoll Inverter	EVI Srcoll Inverter	EVI Srcoll Inverter	EVI Srcoll Inverter
No. compressor		1	1	1	2	2
Type refrigerant		R-32	R-32	R-32	R-32	R-32
t CO_2eq	tCO_2	6.08	6.08	6.08	10.5	10.5
Refrigerant charge	kg	9	9	9	11.5 / 4.5	11.5 / 4.5
No. fans		2	2	2	2	2
Air flow	m^3/h	22000	22000	28500	32500	50000
Width / Height / Depth	mm	960 / 1770 / 2000	960 / 1770 / 2000	960 / 1770 / 2000	1135 / 2300 / 2220	1135 / 2300 / 2220
Net weight	kg	440	440	440	670	670
Power supply	V/ph/Hz	380-415/3/50	380-415/3/50	380-415/3/50	380-415/3/50	380-415/3/50
Max. intensity	A	46	46	46	90	90
Water pipe connections	inch	2"	2"	2"	2 1/2"	2 1/2"
Water flow rated	m^3/h	8.6	9.8	12.0	17.2	22.4

		Basic modules with hydraulic kit				
Model		KEM-HT-50 DRS5 KH	KEM-HT-65 DRS5 KH	KEM-HT-75 DRS5 KH	KEM-HT-110 DRS5 KH	KEM-HT-140 DRS5 KH
Net weight	kg	475	746	746	475	475
Max. intensity	A	54	106	106	54	54
Volume of expansion tank	l	12	12	12	22	22
Available pressure	kPa	250	230	170	180	110

Accessories	Model
Hydraulic flanges kit for 50-90 kW	Kit victaulic 2"
Hydraulic flanges kit for 110-140 kW	Kit victaulic 2 1/2"

Cooling capacity. Cooling input. EER: Data calculated in compliance with EN 14511:2018 Standard, with reference to the following conditions: indoor heat exchanger water temperature = 12/7°C; outdoor heat exchanger inlet air temperature = 35°C.
Heating capacity. Heating input. COP: Data calculated in compliance with EN 14511:2018 Standard, with reference to the following conditions: indoor heat exchanger water temperature = 40/45°C; outdoor heat exchanger inlet air temperature = 7°C DB/6°C WB.
SEER. SCOP: Data calculated in compliance with EN 14825:2016 Standard. The product meets the ErP (Energy Related Products) European Directive, which include the (EU) Commission Delegated Regulation No. 811/2013 (rated thermal input ≤ 70 kW under specified reference conditions) and (EU) Commission Delegated Regulation No. 813/2013 (rated thermal input ≤ 400 kW under specified reference conditions).
Sound pressure: Sound levels refer to the unit under full charge. The sound pressure level refers to the measurement taken at a distance of 1 m from the external surface of the unit, operating in the open air. The measurements are taken in accordance with UNI EN ISO 9614-2 standard, respecting the conditions imposed by EUROVENT 8/1 certification. Data under the following conditions: indoor heat exchanger water temperature = 12/7°C; outdoor air temperature. = 35°C.
Supplementary charge: For units with R-32 gas and a charge > 11.5 kg per circuit, the remaining charge must be applied on site.

Kem XL

NEW





The new KEM XL range of fully inverter heat pumps with R-32 refrigerant gas offers a unique solution on the market for power ratings between 200 and 400 kW. Available in six sizes and two very compact and robust cabinet types.

Characteristics

- Full inverter technology with scroll or rotary compressors.
- Refrigerant R-32 - GWP = 675
- High seasonal efficiency with extremely compact dimensions
- Modular operation management.
- Hot water up to 54°C, chilled water down to 0°C, operation at -10°C
- Serial Modbus output.
- Optional Intelligent Chiller App.



KCCHT-06 MODBUS
Standard



R-32 REFRIGERANT | DC INVERTER COMPRESSOR | DC INVERTER EXTERNAL FAN | OUTDOOR INSTALLATION | MODBUS | ON/OFF CONTACT | MODULAR

Basic modules

Model		KEM-190 DRS6	KEM-220 DRS6	KEM-265 DRS6	KEM-350 DRS6	KEM-375 DRS6	KEM-400 DRS6
Cooling capacity rated	kW	193	231	265	350	375	398
Cooling input rated	kW	66.4	83.1	102	128	143	152
EER		3.16	2.87	2.61	2.82	2.68	2.61
SEER		5.14	4.83	4.59	4.74	4.59	4.51
Nsc		202	190	181	187	181	177
Heating capacity rated	kW	224	264	301	400	428	451
Heating input rated	kW	62.2	77.9	94.1	119	131	141
COP		3.63	3.40	3.20	3.37	3.27	3.20
SCOP average zone, Water 35°C - Energy class		4.24	4.14	4.00	4.02	3.96	3.92
Nsh		166	163	157	158	155	154
Compressor type		Scroll inverter	Scroll inverter	Scroll inverter	Scroll inverter	Scroll inverter	Scroll inverter
No. compressor		4	4	4	6	6	6
Type refrigerant		R-32	R-32	R-32	R-32	R-32	R-32
t CO_2eq	tCO_2	31.0	31.0	31.0	47.0	47.0	47.0
Refrigerant charge	kg	11 / 12 * 2	11 / 12 * 2	11 / 12 * 2	11 / 12 * 3	11 / 12 * 3	11 / 12 * 3
No. fans		4	4	4	6	6	6
Air flow	m^3/h	100000	100000	100000	150000	150000	150000
Sound power	dB(A)	88	90	93	91	93	94
Width / Height / Depth	mm	2280 / 2500 / 3520	2280 / 2500 / 3520	2280 / 2500 / 3520	2280 / 2500 / 4650	2280 / 2500 / 4650	2280 / 2500 / 4650
Net weight	kg	1880	1880	1880	2780	2780	2780
Power supply	V/ph/Hz	415/3/50	415/3/50	415/3/50	415/3/50	415/3/50	415/3/50
Max. intensity	A	212	212	212	318	318	318
Water pipe connections	inch	4"	4"	4"	4"	4"	4"
Water flow rated	m^3/h	33.3	39.8	45.7	60.2	64.5	68.5

Basic modules with hydraulic kit

Model		KEM-190 DRS6 KH	KEM-220 DRS6 KH	KEM-265 DRS6 KH	KEM-350 DRS6 KH	KEM-375 DRS6 KH	KEM-400 DRS6 KH
Net weight	kg	2110	2110	2110	3020	3020	3020
Max. intensity	A	237	237	237	355	355	355
Volume of expansion tank	l	22	22	22	22	22	22
Available pressure	kPa	200	200	200	200	200	200

Accessories	Model
Simple on/off pump	1PM
Simple inverter pump	1PMI
7-inch colour touchscreen	T7
4" Victaulic Kit	VICTAULIC
Gateway for remote management	MICHILLER
Hot water production up to 63°C	HWT
Battery protection grille	RECOIL

Cooling capacity. Cooling input. EER: Data calculated in compliance with EN 14511:2018 Standard, with reference to the following conditions: indoor heat exchanger water temperature = 12/7°C; outdoor heat exchanger inlet air temperature = 35°C.
Heating capacity. Heating input. COP: Data calculated in compliance with EN 14511:2018 Standard, with reference to the following conditions: indoor heat exchanger water temperature = 40/45°C; outdoor heat exchanger inlet air temperature = 7°C DB/6°C WB.
SEER. SCOP: Data calculated in compliance with EN 14825:2018 Standard. The product meets the ErP (Energy Related Products) European Directive, which include the (EU) Commission Delegated Regulation No. 811/2013 (rated thermal input ≤ 70 kW under specified reference conditions) and (EU) Commission Delegated Regulation No. 813/2013 (rated thermal input ≤ 400 kW under specified reference conditions).
Sound pressure: Sound levels refer to the unit under full charge. The sound pressure level refers to the measurement taken at a distance of 1 m from the external surface of the unit, operating in the open air. The measurements are taken in accordance with UNI EN ISO 9614-2 standard, respecting the conditions imposed by EUROVENT 8/1 certification. Data under the following conditions: indoor heat exchanger water temperature = 12/7°C; outdoor air temperature. = 35°C.
Supplementary charge: For units with R-32 gas and a charge > 11.5 kg per circuit, the remaining charge must be applied on site.

References | Key Installations

The **Nexus range** represents Kaysun's commitment to environment. Thanks to its wide range of dimensions and capacities, **Nexus** chillers adapt to every type of space. Hotels, offices and business centres choose this range as their ally in the air-conditioning of their installations.





1. **Sports Complex** *(Leisure Centre)*: Andorra, New construction, Kem Modular Digital Scroll, 600 kW
2. **Escola Sever do Vouga** *(School)*: Aveiro (Portugal), New construction, Nexus, 60 kW







3. **Estado Português - Palacio das Necessidades** *(Public building)*: Lisbon (Portugal), Rehabilitation, Nexus, 30 kW
4. **Virgin Media TV** *(TV Studios and Offices)*: Dublin (Ireland), Multiple Commercial KCIS and KCI Cassette type Split AC units.
5. **Cordex** *(Textile Company)*: Esmoriz (Portugal), New construction, KEM200HN3 + KEM130HN3, 315 kW



6



7



8



9



10

6. **Esade** *(University)*: Barcelona (Spain), Renovation, Kem Modular Digital Scroll, 195 kW
7. **Fosters Hollywood** *(Restaurant)*: Gijón (Spain), New construction, Nexus, Zen , 90 kW
8. **Gadis Supermarket** *(Commercial Building)*: Oleiros - Coruña (Spain), New construction, Nexus, 195 kW
9. **Volkswagen** *(Business Centre)*: Barcelona (Spain), Replacement, Nexus, 200 kW
10. **School of Music** *(Public Building)*: Mallorca (Spain), New construction, Kem Modular Digital Scroll, 200 kW

11. **Zara** *(Commercial Building)*: Girona (Spain), New construction, Kem Modular Digital Scroll, 195 kW
12. **Matutes - Fiesta Hotels** *(Hotel)*: Ibiza (Spain), Renovation, Nexus, 200 kW
13. **Bière Artisanale Sarlat** *(Brewery)*Vezac y Sarlat la Caneda (France), Renovation, Digital Scroll, 95 kW
14. **Museum Of Enthnography** *(Cultural Centre)*: Zamora (Spain), New construction, Nexus, 95 kW
15. **Grand Palladium** *(Hotel)*: Ibiza (Spain), Renovation, Minichillers, 251 kW
16. **Alicante Revestech** *(Commercial Building)*: Alicante (Spain), Renovation, Nexus, 65 kW
17. **Andalucia Princess** *(Hotel)*: Málaga (Spain), New construction, Kem Modular Digital Scroll, 700 kW















Other customers that have trusted Kaysun Nexus

Hotels
- Al-Mirab Hotel (Córdoba)
- Calabera Hotel (Huelva)
- Marina Luz Hotel (Palma de Mallorca)
- Ambos Mundos Hotel (Palma de Mallorca)
- Mac Hotels (Palma de Mallorca)
- Paraiso Hotel (Málaga)
- Gran Palladium Resort (Ibiza)
- Ruta Jacobea Hotel (Santiago Compostela)
- Alcotan Hotel (San Pedro de Alcántara)
- Orly Hotel (Camponaraya, León)

Public buildings
- Baza City Council (Granada)
- Caracoles Building - Chamartin Railway Station (Madrid)
- 091 Emergencies Headquarters (Málaga)
- Madrid Underground Headquarters (Madrid)
- Barakaldo City Council (Bizkaia)
- T2 Terminal AENA Airport (Barcelona)

Schools and universitites
- San Luis School (Menorca)
- Camino de Gelves Nursery School (Seville)
- María de la Salud State School (Majorca)

Hospitals, health clinics and centres
- San Juan de Dios Clinic (Málaga)
- Santa Elena Clinic (Málaga)
- Old People's Home (Fuente de Piedra)
- Rincón Clinic (Béjar)
- Old People's Home (Ronda)

Residences
- Alpe Buildings (Tarragona)

Leisure centres
- Xesc Forteza Theater (Palma de Mallorca)
- School of Music (Cádiz)
- The Royal Calvary (Seville)
- Ribadeo Auditorium (Lugo)
- GAS Natural Headquarters (Rubí)

Business centres and offices
- Aerospace Engineering Group (Seville)
- Banca March (Palma de Mallorca)
- Health Department Headquarters of the Andalusia Autonomous Government (Cádiz)
- Hilaturas Ferre (Alicante)
- Leti Laboratories (Barcelona)
- Casa del Libro Book Stores (Barcelona)
- Prenatal (Almería)
- Zara HOME (Valencia)
- Stradivarius (Gerona, A Coruña)
- Imegasa Paper and Pulp Mill (Mugardos, A Coruña)
- Pharmaceutical Cooperative (Santiago Compostela)
- Wine Cooperative (Cacabelos, León)





Water Terminal Units Product Range

Fancoils

Floor/Ceiling 2nd Generation	**258**
Wall-mounted	**260**
Cassettes 600x600	**262**
Cassettes 840x840	**264**
Ducts 2 pipes D3	**266**
Ducts 4 pipes D3	**268**
Ducts Medium Pressure	**270**
Ducts High Pressure	**272**
Fancoils Controllers	**274**
References	**276**

Fancoils | Water Terminals Units Product Range



Kaysun presents its new range of fancoils; water terminal units incorporating DC fans throughout practically the entire range. These units are the perfect complement to the Kaysun chiller range.

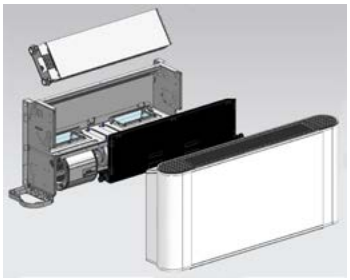



THE COMFORT OF WATER

The fancoil units provide an air conditioning system comprising a water coil and a fan. These types of units are ideal for commercial premises and large areas, as they only need a piping system to supply the fancoil with cold or hot water. Kaysun incorporates the latest technologies within the water terminal units for commercial buildings and large residential installations.

CUTTING-EDGE DESIGN ACCOMPANIED BY MAXIMUM PERFORMANCE

All the units stand out for their elegant, compact, functional design, as Kaysun has not hesitated in providing their fancoils with a carefully-chosen cutting edge aesthetics.









ALL OPTIONS WITHIN YOUR REACH

In order to adapt to all your installation requirements regarding function and aesthetics, the range includes ducts, floor/ceiling, cassette 600x600, cassette 840x840 and wall units. Kaysun has the perfect solution for any need.



ENERGY EFFICIENCY

Applying the same philosophy, Kaysun has not only paid attention to aesthetics, but also to consumption. These fancoils feature energy-efficient, ecological technologies, through which they reduce the energy consumption of an installation, providing the user with economic savings



UNITS AVAILABLE WITH 2 AND 4 PIPES

The Cassette 600x600 unit, Cassette 840x840 unit and ducts are available in 2 and 4-pipe configurations.
The four-pipe configurations allow units to be operating independently and simultaneously in cold and heat mode within the same installation.
Four-pipe coils are fitted with two rows to work in cold mode, and with one row to work in heat mode.
Ducts and cassette units include an extended condensation tray as standard.
Duct, cassette and wall type fancoil units have an optional L-shaped pipework kit for easy installation.



IMPECCABLE REGARDING INSTALLATION AND MAINTENANCE

The entire range has been provided with impressive features to facilitate installation, reduce maintenance time and tasks, and maximise comfort for the user.

SILENT EQUIPMENT

The Kaysun fancoils not only provide comfort with their flow adjustment functions based on the thermal load for a minimum temperature fluctuation, but are also silent units that respect the harmony of the living environment.



HUGE VARIETY AND TYPE OF CONTROL

The Kaysun fancoils feature a wide range of controls, whether individual wireless, individual wired, centralised or gateway for integration within building management systems. Regarding aesthetics and function, the Kaysun range goes from the classic conventional thermostat, with sensor, temperature selection wheel and two switches (heat/off/cold and 3 speeds) to more advanced touch controls.
All the Kaysun fancoils are compatible with these controls as standard, except the duct and floor/ceiling fancoils, which have the basic controls and interface controls (with 2 or 4-tube versions) in order to be managed via more advanced controls.

Floor/Ceiling 2nd Generation





Cased

These new second-generation units are specially designed to save space. Due to its reduced depth it allows flexible installation in wall-mounted to floor standing applications, whether totally or partially recessed, adapting perfectly to the aesthetics of the environment. The connections on the standard model are located to the left of the discharge.



Uncased

Characteristics

- DC fans. Maximum comfort and reduced consumption.
- Horizontal or vertical installation. The same unit can be installed as floor or ceiling equipment, according to the needs of the space to be air conditioned.
- Uncased or concealed installation. The fancoil comes in uncased or concealed versions, providing the optimum solution for any setting.
- Wide range of controllers. There is a wide range of easy, intuitive individual and centralised controllers, integrated control solutions, integration within BMS and latest-generation wireless models.



KC-FC-S2
Recommended thermostat

FOR "FANCOILS CONTROLLERS" SEE PAGE 274



2 pipes cased

Model		KFC-S2E-2T-250D	KFC-S2E-2T-350D	KFC-S2E-2T-500D	KFC-S2E-2T-800D
Cooling capacity min. / max.	kW	1.19 / 2.35	2.20 / 3.5	2.71 / 4.3	4.57 / 7.35
Sensitive cooling capacity min. / max.	kW	0.86 / 1.79	1.57 / 2.65	1.91 / 3.25	3.45 / 5.87
Heating capacity min. / max.	kW	1.34 / 2.6	2.19 / 3.5	2.6 / 4.3	4.71 / 8.05
Power input min. / max.	W	7 / 17	10 / 26	14 / 50	22 / 113
Air flow	m^3/h	190 / 315 / 400	340 / 470 / 595	410 / 580 / 790	685 / 1015 / 1360
Sound pressure	dB(A)	29 / 37 / 43	37 / 45 / 52	43 / 52 / 59	49 / 58 / 64
Width / Height / Depth	mm	1020 / 495 / 200	1240 / 495 / 200	1240 / 495 / 200	1360 / 495 / 200
Net weight	kg	21.5	25.5	25.5	32.5
Power supply	V/ph/Hz	220/1/50	220/1/50	220/1/50	220/1/50
Max. intensity	A	0.20	0.26	0.49	0.95
Water flow cooling min. / max.	m^3/h	0.21 / 0.4	0.38 / 0.6	0.47 / 0.74	0.79 / 1.27
Evaporator pressure drop; Cooling min. / max.	kPa	4.5 / 13.3	15.4 / 34.1	22.8 / 54.2	19.3 / 44.1
Evaporator pressure drop; Heating min. / max.	kPa	4.5 / 14.3	14.8 / 35.1	22.3 / 54.3	18.2 / 46.9
Water pipes connection cooling/heating	inch	3/4"	3/4"	3/4"	3/4"

2 pipes uncased

Model		KFC-S2-2T-250D	KFC-S2-2T-350D	KFC-S2-2T-500D	KFC-S2-2T-800D
Cooling capacity min. / max.	kW	1.19 / 2.35	2.20 / 3.5	2.71 / 4.3	4.57 / 7.35
Sensitive cooling capacity min. / max.	kW	0.86 / 1.79	1.57 / 2.65	1.91 / 3.25	3.45 / 5.87
Heating capacity min. / max.	kW	1.34 / 2.6	2.19 / 3.5	2.6 / 4.3	4.71 / 8.05
Power input min. / max.	W	7 / 17	10 / 26	14 / 50	22 / 113
Air flow	m^3/h	190 / 315 / 400	340 / 470 / 595	410 / 580 / 790	685 / 1015 / 1360
Sound pressure	dB(A)	29 / 37 / 43	37 / 45 / 52	43 / 52 / 59	49 / 58 / 64
Width / Height / Depth	mm	858 / 455 / 200	1078 / 455 / 200	1078 / 455 / 200	1198 / 551 / 200
Net weight	kg	16.5	19.5	19.5	25
Power supply	V/ph/Hz	220/1/50	220/1/50	220/1/50	220/1/50
Max. intensity	A	0.20	0.26	0.49	0.95
Water flow cooling min. / max.	m^3/h	0.21 / 0.4	0.38 / 0.6	0.47 / 0.74	0.79 / 1.27
Evaporator pressure drop; Cooling min. / max.	kPa	4.5 / 13.3	15.4 / 34.1	22.8 / 54.2	19.3 / 44.1
Evaporator pressure drop; Heating min. / max.	kPa	4.5 / 14.3	14.8 / 35.1	22.3 / 54.3	18.2 / 46.9
Water pipes connection cooling/heating	inch	3/4"	3/4"	3/4"	3/4"

Accessories	Model
Recommended controller	KC-FC-S2
Thermostat for 2 pipe units	KC-FC-XT
Thermostat with display for 2 pipe units	KC-FCD2
Pipework kit for KFC-S2(E)-2T-250D until KFC-S2(E)-2T-500D	KIT TUB FC 2S(E)-2T
Pipework kit for KFC-S2(E)-2T-800D	KIT TUB FC 2S(E)-2T-1
3-way valve 3/4	KV3-FC 3/4
ON/OFF Actuator	KACT-0

The product meets the ErP (Energy Related Products) European Directive, which includes the (EU) Commission Delegated Regulation No. 2016/2281, also known as Ecodesign LOT21.
Ductless air flow (0 Pa available pressure).
Cooling capacity. Sensible cooling capacity. Water flow cooling. Evaporator pressure drop cooling: Water entering heat exchanger 7°C (thermal gap 5°C) - Ambient air 27°C DB/19°C WB.
Heating capacity. Evaporator pressure drop heating: Water entering heat exchanger 45°C (thermal gap 5°C) - Ambient air 20°C.
Sound pressure: Sound levels measured using an anechoic chamber and with reference to a unit for the installation of 2 pipes. The sound pressure level refers to the measurement taken at a distance of 1 m from the external surface of the unit, operating in the open air.

Wall-mounted



The Kaysun wall-mounted fancoils have been provided with impressive features to facilitate installation and reduce maintenance time and tasks, while at the same time maximising comfort for the user.



KI-07
Recommended controller

Characteristics

- DC fans. Maximum comfort and reduced consumption.
- 0-10V. New electronics with 0-10V input signal to control the fan speed via external control.
- Wide range of controllers. There is a wide range of easy, intuitive individual and centralised controllers, integrated control solutions, integration within BMS and latest-generation wireless models.
- Swing. The best possible air flow distribution.

FOR "FANCOILS CONTROLLERS" SEE PAGE 274



2 pipes

Model		KFC-AY-2T-250D3	KFC-AY-2T-400D3	KFC-AY-2T-600D3
Cooling capacity min. / max.	kW	2.39 / 2.70	2.88 / 3.81	3.79 / 4.87
Sensitive cooling capacity min. / max.	kW	1.85 / 2.15	2.31 / 3.18	3.10 / 4.11
Heating capacity min. / max.	kW	1.86 / 2.94	3.09 / 4.30	3.50 / 5.26
Power input min. / max.	W	10 / 13	15 / 34	18 / 38
Air flow	m^3/h	400 / 454 / 492	590 / 689 / 825	717 / 849 / 979
Sound pressure	dB(A)	27 / 30 / 32	35 / 39 / 45	35 / 40 / 44
Width / Height / Depth	mm	915 / 290 / 230	915 / 290 / 230	1072 / 315 / 230
Net weight	kg	12.7	12.7	14.9
Power supply	V/ph/Hz	220-240/1/50	220-240/1/50	220-240/1/50
Max. intensity	A	0.25	0.38	0.50
Water flow cooling min. / max.	m^3/h	0.42 / 0.48	0.51 / 0.67	0.65 / 0.85
Evaporator pressure drop; Cooling min. / max.	kPa	25.4 / 31.6	33.0 / 56.7	33.7 / 50.7
Evaporator pressure drop; Heating min. / max.	kPa	30.2 / 37.5	35.7 / 61.9	33.0 / 51.7
Water pipes connection cooling/heating	inch	3/4"	3/4"	3/4"

Accessories	Model
Individual wireless controller	KI-07
Electronic thermostat with display	KCT-02.1 SR

The product meets the ErP (Energy Related Products) European Directive, which includes the (EU) Commission Delegated Regulation No. 2016/2281, also known as Ecodesign LOT21.
Cooling capacity. Sensible cooling capacity. Water flow cooling. Evaporator pressure drop cooling: Water entering heat exchanger 7°C (thermal gap 5°C) - Ambient air 27°C DB/19°C WB.
Heating capacity. Water flow heating. Water pipes connections cooling/heating. Evaporator pressure drop heating: Water entering heat exchanger 45°C (thermal gap 5°C) - Ambient air 20°C.
Sound pressure: Sound levels measured using an anechoic chamber and with reference to a unit for the installation of 2 pipes. The sound pressure level refers to the measurement taken at a distance of 1 m from the external surface of the unit, operating in the open air.
NOTE: The model's white colour may vary with respect to the image.
Units available while stocks last.

Cassettes 600x600

NEW





Compact cassette units with a new panel design to provide uniform and rapid 360° air distribution thanks to the design of their blades. Includes electronics equipped with Modbus and XYE outputs with the possibility of connecting a standard control with 3-speed input for fan management.

Characteristics

- DC fans. Maximum comfort and reduced consumption.
- Independent louvers control.
- Available with 2 or 4-tube battery.
- Condensate pump included.
- Extended condensate tray as standard.
- Nylon air filter.
- Modbus output and 3-speed fan input.



KI-07
Recommended controller

FOR "FANCOILS CONTROLLERS" SEE PAGE 274



2 pipes

Model		KFC-CI-2T-300D3	KFC-CI-2T-500D3
Cooling capacity min. / max.	kW	1.97 / 3.00	3.04 / 4.70
Heating capacity min. / max.	kW	2.15 / 3.30	3.26 / 5.00
Power input min. / max.	W	9 / 20	14 / 46
Air flow	m^3/h	307 / 408 / 510	493 / 664 / 850
Sound pressure	dB(A)	27 / 25 / 30	38 / 30 / 44
Width / Height / Depth	mm	575 / 240 / 575	575 / 240 / 575
Net weight	kg	15.7	16.7
Power supply	V/ph/Hz	220-240/1/50	220-240/1/50
Max. intensity	A	0.3	0.5
Water flow cooling min. / max.	m^3/h	0.34 / 0.53	0.52 / 0.82
Evaporator pressure drop; Cooling min. / max.	kPa	6 / 15	10 / 24
Evaporator pressure drop; Heating min. / max.	kPa	7 / 15	11 / 24
Water pipes connection cooling/heating	inch	3/4"	3/4"
Panel; Model		T-MBQ4-03F	T-MBQ4-03F
Panel; Width / Height / Depth	mm	618 / 45 / 618	618 / 45 / 618
Panel; Net weight	kg	2.4	2.4

4 pipes

Model		KFC-CI-4T-300D3	KFC-CI-4T-500D3
Cooling capacity min. / max.	kW	1.39 / 2.20	2.62 / 4.10
Heating capacity min. / max.	kW	2.28 / 3.50	3.21 / 4.80
Power input min. / max.	W	4 / 20	14 / 46
Air flow	m^3/h	295 / 397 / 510	431 / 555 / 850
Sound pressure	dB(A)	27 / 25 / 30	38 / 30 / 45
Width / Height / Depth	mm	575 / 240 / 575	575 / 240 / 575
Net weight	kg	16.2	17.2
Power supply	V/ph/Hz	220-240/1/50	220-240/1/50
Max. intensity	A	0.3	0.5
Water flow cooling min. / max.	m^3/h	0.24 / 0.38	0.45 / 0.73
Water flow heating min. / max.	m^3/h	0.20 / 0.32	0.28 / 0.44
Evaporator pressure drop; Cooling min. / max.	kPa	5 / 12	10 / 14
Evaporator pressure drop; Heating min. / max.	kPa	5 / 12	6 / 24
Water pipes connection cooling/heating	inch	3/4" / 1/2"	3/4" / 1/2"
Panel; Model		T-MBQ4-03F	T-MBQ4-03F
Panel; Width / Height / Depth	mm	618 / 45 / 618	618 / 45 / 618
Panel; Net weight	kg	2.4	2.4

Accessories	Model
Electronic thermostat with display	KCT-04 SR
Wired controller for 2 pipes	KCT-FCD2
Wired controller for 2 or 4 pipes	KCT-FCD2-M
Electronic thermostat with 0-10V and Modbus output	HID-TI10X
0-10V input card	DCMKT0.10V
Pipework kit for 2 pipes cassette 600x600	KIT TUB FC CI-2T-1
Pipework kit for 4 pipes cassette 600x600	KIT TUB FC CI-4T-1
3-way ON/OFF valve kit for 2 pipes	KV3-FC 3/4
3-way ON/OFF valve kit for 4 pipes	KV3-FC 1/2
ON/OFF Actuator	KACT-0

KACT-0: Please remember to order 2 actuators for your 4 pipe Fancoil.

The product meets the ErP (Energy Related Products) European Directive, which includes the (EU) Commission Delegated Regulation No. 2016/2281, also known as Ecodesign LOT21.

Cooling capacity. Sensible cooling capacity. Water flow cooling. Evaporator pressure drop cooling: Water entering heat exchanger 7°C (thermal gap 5°C) - Ambient air 27°C DB/19°C WB.

Heating capacity. Water flow heating. Water pipes connections cooling/heating. Evaporator pressure drop heating: Water entering heat exchanger 45°C (thermal gap 5°C) - Ambient air 20°C.

Sound pressure: Sound levels measured using an anechoic chamber and with reference to a unit for the installation of 2 pipes. The sound pressure level refers to the measurement taken at a distance of 1 m from the external surface of the unit, operating in the open air.

NOTE: The model's white colour may vary with respect to the image.

Cassettes 840x840

NEW





Cassette units with a new panel design to provide uniform and rapid 360° air distribution thanks to the design of their slats. Includes electronics equipped with Modbus and XYE outputs with the possibility of connecting a standard control with 3-speed input for fan management.

Characteristics

- DC fans. Maximum comfort and reduced consumption.
- Independent louvers control.
- Available with 2 or 4-tube battery.
- Condensate pump included.
- Extended condensate tray as standard.
- Nylon air filter.
- Modbus output and 3-speed fan input.



KI-07
Recommended controller

FOR "FANCOILS CONTROLLERS" SEE PAGE 274



2 pipes

Model		KFC-CIS-2T-700D3	KFC-CIS-2T-1000D3	KFC-CIS-2T-1200D3
Cooling capacity min. / max.	kW	3.75 / 6.50	4.85 / 8.50	6.20 / 10.50
Heating capacity min. / max.	kW	4.10 / 7.50	5.80 / 9.50	7.33 / 12.0
Power input min. / max.	W	12 / 45	20 / 100	30 / 200
Air flow	m^3/h	560 / 900 / 1190	810 / 1250 / 1700	950 / 1450 / 1950
Sound pressure	dB(A)	21 / 29 / 37	27 / 38 / 47	32 / 44 / 52
Width / Height / Depth	mm	840 / 288 / 840	840 / 288 / 840	840 / 288 / 840
Net weight	kg	23.6	23.6	25.9
Power supply	V/ph/Hz	220-240/1/50	220-240/1/50	220-240/1/50
Max. intensity	A	0.5	1	1.6
Water flow cooling min. / max.	m^3/h	0.70 / 1.20	0.86 / 1.56	1.16 / 2.02
Evaporator pressure drop; Cooling min. / max.	kPa	14 / 30	18 / 45	17 / 45
Evaporator pressure drop; Heating min. / max.	kPa	14 / 30	18 / 45	17 / 45
Water pipes connection cooling/heating	inch	3/4"	3/4"	3/4"
Panel; Model		KPA-01E1	KPA-01E1	KPA-01E1
Panel; Width / Height / Depth	mm	950 / 77 / 950	950 / 77 / 950	950 / 77 / 950
Panel; Net weight	kg	5.8	5.8	5.8

4 pipes

Model		KFC-CIS-4T-700D3	KFC-CIS-4T-1000D3	KFC-CIS-4T-1200D3
Cooling capacity min. / max.	kW	3.46 / 5.00	5.12 / 8.00	5.98 / 9.00
Heating capacity min. / max.	kW	4.65 / 7.00	6.04 / 8.50	7.01 / 9.30
Power input min. / max.	W	13 / 45	19 / 112	27 / 205
Air flow	m^3/h	560 / 880 / 1190	807 / 1259 / 1700	966 / 1507 / 2040
Sound pressure	dB(A)	21 / 29 / 38	28 / 39 / 47	45 / 57 / 65
Width / Height / Depth	mm	840 / 288 / 840	840 / 288 / 840	840 / 288 / 840
Net weight	kg	23.9	26.2	26.2
Power supply	V/ph/Hz	220-240/1/50	220-240/1/50	220-240/1/50
Max. intensity	A	0.5	1.4	1.6
Water flow cooling min. / max.	m^3/h	0.63 / 0.90	0.89 / 1.6	1.04 / 1.8
Water flow heating min. / max.	m^3/h	0.41 / 0.71	0.53 / 0.82	0.61 / 0.94
Evaporator pressure drop; Cooling min. / max.	kPa	15 / 35	15 / 40	18 / 50
Evaporator pressure drop; Heating min. / max.	kPa	15 / 35	20 / 45	22 / 50
Water pipes connection cooling/heating	inch	3/4" / 1/2"	3/4" / 1/2"	3/4" / 1/2"
Panel; Model		KPA-01E1	KPA-01E1	KPA-01E1
Panel; Width / Height / Depth	mm	950 / 77 / 950	950 / 77 / 950	950 / 77 / 950
Panel; Net weight	kg	5.8	5.8	5.8

Accessories	Model
Electronic thermostat with display	KCT-04 SR
Wired controller for 2 pipes	KCT-FCD2
Wired controller for 2 or 4 pipes	KCT-FCD2-M
Electronic thermostat with 0-10V and Modbus output	HID-TI10X
0-10V input card	DCMKT0.10V
Pipework kit for 2 pipes cassette 840x840	KIT TUB FC CI-2T-1
Pipework kit for 4 pipes cassette 840x840	KIT TUB FC CI-4T-1
3-way ON/OFF valve kit for 2 pipes	KV3-FC 3/4
3-way ON/OFF valve kit for 4 pipes	KV3-FC 1/2
ON/OFF Actuator	KACT-0

KACT-0: Please remember to order 2 actuators for your 4 pipe Fancoil.

The product meets the ErP (Energy Related Products) European Directive, which includes the (EU) Commission Delegated Regulation No. 2016/2281, also known as Ecodesign LOT21.

Cooling capacity. Sensible cooling capacity. Water flow cooling. Evaporator pressure drop cooling: Water entering heat exchanger 7°C (thermal gap 5°C) - Ambient air 27°C DB/19°C WB.

Heating capacity. Water flow heating. Water pipes connections cooling/heating. Evaporator pressure drop heating: Water entering heat exchanger 45°C (thermal gap 5°C) - Ambient air 20°C.

Sound pressure: Sound levels measured using an anechoic chamber and with reference to a unit for the installation of 2 pipes. The sound pressure level refers to the measurement taken at a distance of 1 m from the external surface of the unit, operating in the open air.

NOTE: The model's white colour may vary with respect to the image.

Ducts 2 pipes D3



New generation of ducted fancoil units with coil with a larger exchange area and a more compact design, with a maximum height of 240 mm. Its new electronics allows multiple control options.



KCT-04 SR
Recommended thermostat for 2 pipes



KCT-FCD2
Recommended thermostat

Characteristics

- The DC fan reduces energy consumption by up to 70%.energy consumption. Minimal fluctuation of ambient temperature, reducing the sound level and increasing comfort.
- Static pressure of 50 Pa.
- Available with 2-tube battery.
- Bandeja de condensados ampliada incluida.
- Hydraulic connections on the left side, front view, with the option to switch to the right side.
- Standard Modbus output.

FOR "FANCOILS CONTROLLERS" SEE PAGE 274



2 pipes

Model		KFC-PD-2T-300D3	KFC-PD-2T-500D3	KFC-PD-2T-600D3
Cooling capacity min. / max.	kW	2.21 / 3.35	2.97 / 4.55	3.66 / 5.85
Sensitive cooling capacity min. / max.	kW	1.49 / 2.68	2.38 / 3.64	2.93 / 4.68
Heating capacity min. / max.	kW	2.51 / 3.95	3.20 / 5.50	4.21 / 6.90
Power input min. / max.	W	10 / 25	14 / 40	19 / 64
Available pressure range	Pa	50	50	50
Air flow	m^3/h	307 / 421 / 482	456 / 622 / 800	552 / 810 / 1022
Max. pressure available	Pa	50	50	50
Sound pressure	dB(A)	23 / 31 / 37	31 / 39 / 45	34 / 44 / 50
Width / Height / Depth	mm	972 / 240 / 482	1107 / 240 / 482	1202 / 240 / 482
Net weight	kg	17.2	20.4	21.7
Power supply	V/ph/Hz	220-240/1/50	220-240/1/50	220-240/1/50
Max. intensity	A	0.3	0.4	0.6
Water flow cooling min. / max.	m^3/h	0.37 / 0.59	0.54 / 0.80	0.65 / 1.00
Evaporator pressure drop; Cooling min. / max.	kPa	10.6 / 23.0	12.1 / 23.0	16.9 / 34.0
Evaporator pressure drop; Heating min. / max.	kPa	11.2 / 25.0	12.0 / 25.0	18.6 / 38.0
Water pipes connection cooling/heating	inch	3/4"	3/4"	3/4"

Model		KFC-PD-2T-700D3	KFC-PD-2T-1000D3	KFC-PD-2T-1400D3
Cooling capacity min. / max.	kW	5.09 / 6.50	4.97 / 9.05	9.77 / 11.1
Sensitive cooling capacity min. / max.	kW	4.07 / 5.20	3.98 / 7.24	7.82 / 8.06
Heating capacity min. / max.	kW	5.81 / 7.60	5.41 / 11.0	10.6 / 12.7
Power input min. / max.	W	33 / 75	19 / 119	64 / 119
Available pressure range	Pa	50	50	50
Air flow	m^3/h	806 / 1015 / 1190	746 / 1201 / 1650	1675 / 1952 / 2250
Max. pressure available	Pa	50	50	50
Sound pressure	dB(A)	40 / 45 / 51	34 / 46 / 55	47 / 50 / 53
Width / Height / Depth	mm	1377 / 240 / 482	1567 / 240 / 482	2097 / 240 / 482
Net weight	kg	23.5	27.7	37.0
Power supply	V/ph/Hz	220-240/1/50	220-240/1/50	220-240/1/50
Max. intensity	A	0.8	1.2	1.1
Water flow cooling min. / max.	m^3/h	0.91 / 1.19	0.88 / 1.58	1.71 / 2.02
Evaporator pressure drop; Cooling min. / max.	kPa	15.6 / 22.0	11.7 / 32.0	25.9 / 33.0
Evaporator pressure drop; Heating min. / max.	kPa	16.2 / 25.0	10.9 / 33.0	25.3 / 34.0
Water pipes connection cooling/heating	inch	3/4"	3/4"	3/4"

Accessories	Model
Electronic thermostat with display	KCT-04 SR
Electronic thermostat with display	KCT-FCD2
Electronic thermostat with display	HID-TI9S
Flush-mounted box for KCT-04 / FCD2 / HIDTI9S series controls	GDL1
Electronic thermostat with 0-10V output + Modbus	HID-TI10X
Expansion card for 0-10V fan input	DCMKT0.10V
Pipework kit for 2 pipes	KIT TUB FC PD-2T-3
3-way valve 3/4"	KV3-FC 3/4
ON/OFF Actuator	KACT-0

For KCT-FDC2 and HIDTI9S controllers, confirm that the fan coil includes the 3-speed expansion card as standard.

The product meets the ErP (Energy Related Products) European Directive, which includes the (EU) Commission Delegated Regulation No. 2016/2281, also known as Ecodesign LOT21.
Ductless air flow (0 Pa available pressure).
Cooling capacity. Sensible cooling capacity. Water flow cooling. Evaporator pressure drop cooling: Water entering heat exchanger 7°C (thermal gap 5°C) - Ambient air 27°C DB/19°C WB.
2 PIPES: Heating capacity. Evaporator pressure drop heating: Water entering heat exchanger 45°C (thermal gap 5°C) - Ambient air 20°C.
Sound pressure: Sound levels measured using an anechoic chamber and with reference to a unit for the installation of 2 pipes. The sound pressure level refers to the measurement taken at a distance of 1 m from the external surface of the unit, operating in the open air.

Ducts 4 pipes D3

NEW





New generation of ducted fancoil units with coil with a larger exchange area and a more compact design, with a maximum height of 240 mm. Its new electronics allows multiple control options.



KCT-04 SR
Recommended thermostat for 2 pipes



KCT-FCD2-M
Recommended thermostat

Characteristics

- The DC fan reduces energy consumption by up to 70%.energy consumption. Minimal fluctuation of ambient temperature, reducing the sound level and increasing comfort.
- Static pressure of 50 Pa.
- Available with 4-tube battery.
- Bandeja de condensados ampliada incluida.
- Hydraulic connections on the left side, front view, with the option to switch to the right side.
- Standard Modbus output.

FOR "FANCOILS CONTROLLERS" SEE PAGE 274



4 pipes

Model		KFC-PD-4T-200D3	KFC-PD-4T-300D3	KFC-PD-4T-500D3
Cooling capacity min. / max.	kW	1.30 / 2.70	2.92 / 3.50	3.68 / 4.90
Sensitive cooling capacity min. / max.	kW	0.91 / 2.06	2.16 / 2.66	2.27 / 3.83
Heating capacity min. / max.	kW	1.50 / 2.70	3.78 / 4.30	4.98 / 6.10
Power input min. / max.	W	7 / 25	17 / 28	26 / 59
Available pressure range	Pa	50	50	50
Air flow	m^3/h	179 / 313 / 450	502 / 558 / 620	637 / 785 / 940
Max. pressure available	Pa	50	50	50
Sound pressure	dB(A)	32 / 44.1 / 53.2	46 / 49 / 51.5	51 / 54.7 / 59.4
Width / Height / Depth	mm	632 / 243 / 482	773 / 243 / 482	908 / 243 / 482
Net weight	kg	13.5	16.0	19.0
Power supply	V/ph/Hz	220-240/1/50	220-240/1/50	220-240/1/50
Max. intensity	A	0.3	0.4	0.5
Water flow cooling min. / max.	m^3/h	0.23 / 0.49	0.51 / 0.62	0.63 / 0.84
Water flow heating min. / max.	m^3/h	0.13 / 0.24	0.33 / 0.37	0.43 / 0.53
Evaporator pressure drop; Cooling min. / max.	kPa	14.8 / 34.0	23.8 / 30.3	17.1 / 38.2
Evaporator pressure drop; Heating min. / max.	kPa	20.7 / 43.7	21.7 / 24.7	26.1 / 37.8
Water pipes connection cooling/heating	inch	3/4" / 3/4"	3/4" / 3/4"	3/4" / 3/4"

Model		KFC-PD-4T-700D3	KFC-PD-4T-1000D3	KFC-PD-4T-1200D3
Cooling capacity min. / max.	kW	5.24 / 6.70	6.72 / 8.20	7.42 / 9.70
Sensitive cooling capacity min. / max.	kW	4.05 / 5.40	5.04 / 6.43	5.64 / 7.68
Heating capacity min. / max.	kW	5.58 / 6.70	9.07 / 10.6	8.66 / 10.7
Power input min. / max.	W	34 / 80	48 / 101	39 / 94
Available pressure range	Pa	50	50	50
Air flow	m^3/h	890 / 1068 / 1250	1161 / 1359 / 1560	1234 / 1521 / 1800
Max. pressure available	Pa	50	50	50
Sound pressure	dB(A)	53 / 56.9 / 60.5	57 / 59.8 / 62.6	53 / 57.4 / 61.3
Width / Height / Depth	mm	1178 / 243 / 482	1368 / 243 / 482	1658 / 243 / 482
Net weight	kg	22.5	27.5	35.5
Power supply	V/ph/Hz	220-240/1/50	220-240/1/50	220-240/1/50
Max. intensity	A	0.6	0.8	0.8
Water flow cooling min. / max.	m^3/h	0.66 / 0.87	1.19 / 1.43	1.28 / 1.68
Water flow heating min. / max.	m^3/h	0.47 / 0.56	0.80 / 0.94	0.75 / 0.93
Evaporator pressure drop; Cooling min. / max.	kPa	17.2 / 27.1	27.6 / 25.2	22.0 / 31.1
Evaporator pressure drop; Heating min. / max.	kPa	34.7 / 47.9	44.6 / 56.4	23.5 / 30.9
Water pipes connection cooling/heating	inch	3/4" / 3/4"	3/4" / 3/4"	3/4" / 3/4"

Accessories	Model
Electronic thermostat with display	KCT-04 SR
Electronic thermostat with display	KCT-FCD2-M
Electronic thermostat with display	HID-TI9S
Flush-mounted box for KCT-04 / FCD2 / HIDTI9S series controls	GDL1
Electronic thermostat with 0-10V output + Modbus	HID-TI10X
Expansion card for 0-10V fan input	DCMKT0.10V
Pipework kit for 4 pipes	KIT TUB FC PD-4T-2
3-way valve 3/4"	KV3-FC 3/4
ON/OFF Actuator	KACT-0

The product meets the ErP (Energy Related Products) European Directive, which includes the (EU) Commission Delegated Regulation No. 2016/2281, also known as Ecodesign LOT21.
Ductless air flow (0 Pa available pressure).
Cooling capacity. Sensible cooling capacity. Water flow cooling. Evaporator pressure drop cooling: Water entering heat exchanger 7°C (thermal gap 5°C) - Ambient air 27°C DB/19°C WB.
2 PIPES: Heating capacity. Evaporator pressure drop heating: Water entering heat exchanger 45°C (thermal gap 5°C) - Ambient air 20°C.
Sound pressure: Sound levels measured using an anechoic chamber and with reference to a unit for the installation of 2 pipes. The sound pressure level refers to the measurement taken at a distance of 1 m from the external surface of the unit, operating in the open air.

Ducts Medium Pressure





New generation of medium-pressure ducted fan coils with AC fan for with AC fan for 2 or 4 pipe installations with compact design and very quiet. Available with a wide range of accessories.

Characteristics

- Static pressure of 120 Pa.
- Available with 2 or 4 tubes battery.
- Horizontal design with condensate tray in coil(s).
- Hydraulic connections on the left front view with the possibility of changing to the right.
- Option P20 with 20mm mineral wool sandwich panel.
- FMDE option with energy-saving EC fan.
- Option SFCF ductable air filter.



HIDTI9S
Recommended thermostat for 2 pipes and 4 pipes

FOR "FANCOILS CONTROLLERS" SEE PAGE 274



2 pipes

Model		FMDA-130	FMDA-220	FMDA-230	FMDA-240	FMDA-330
Cooling capacity min. / max.	kW	5.78 / 7.48	8.76 / 10.3	11.0 / 12.9	13.1 / 15.0	13.8 / 17.2
Sensitive cooling capacity min. / max.	kW	3.36 / 5.56	6.72 / 8.10	8.25 / 9.95	9.46 / 11.1	10.3 / 13.3
Heating capacity min. / max.	kW	6.01 / 7.90	9.85 / 11.7	12.1 / 14.4	13.3 / 15.2	15.3 / 19.39
Power input min. / max.	W	128 / 179	283 / 330	283 / 330	283 / 330	305 / 409
Available pressure range	Pa	120	120	120	120	120
Air flow	m^3/h	792 / 1008 / 1200	1617 / 1953 / 2100	1771 / 2139 / 2300	1760 / 2068 / 2200	2170 / 2821 / 3100
Max. pressure available	Pa	120	120	120	120	120
Sound pressure	dB(A)	48 / 54 / 59	54 / 60 / 62	55 / 61 / 63	55 / 61 / 63	52 / 59 / 62
Width / Height / Depth	mm	800 / 250 / 555	1200 / 250 / 555	1200 / 250 / 555	1200 / 250 / 555	1600 / 250 / 555
Net weight	kg	35	48	50	53	65
Power supply	V/ph/Hz	220-240/1/50	220-240/1/50	220-240/1/50	220-240/1/50	220-240/1/50
Max. intensity	A	0.90	1.65	1.65	1.65	1.50
Water flow cooling min. / max.	m^3/h	/ 1.30	/ 1.76	/ 2.23	/ 2.59	/ 2.95
Evaporator pressure drop; Cooling min. / max.	kPa	22.6 / 37.7	15.2 / 21	23.9 / 35.7	19 / 25.1	14.8 / 23.1
Evaporator pressure drop; Heating min. / max.	kPa	21.2 / 36.7	16.7 / 23.6	25.3 / 35.7	16.6 / 22.3	15.9 / 25.5
Water pipes connection cooling/heating	inch	3/4"	3/4"	3/4"	3/4"	3/4"

4 pipes

Model		FMDA-131	FMDA-221	FMDA-231	FMDA-321	FMDA-331
Cooling capacity min. / max.	kW	5.68 / 7.22	8.67 / 9.96	10.9 / 12.4	10.8 / 13.2	13.8 / 16.6
Sensitive cooling capacity min. / max.	kW	4.05 / 5.35	6.67 / 7.83	8.19 / 9.53	8.22 / 10.4	10.3 / 12.8
Heating capacity min. / max.	kW	4.80 / 6.20	8.90 / 10.31	9.44 / 10.84	11.1 / 13.78	11.9 / 14.58
Power input min. / max.	W	128 / 175	283 / 330	283 / 330	305 / 409	305 / 409
Available pressure range	Pa	120	120	120	120	120
Air flow	m^3/h	775 / 980 / 1140	1600 / 1880 / 2000	1758 / 2040 / 2170	1922 / 2456 / 2670	2168 / 2725 / 2930
Max. pressure available	Pa	120	120	120	120	120
Sound pressure	dB(A)	48 / 54 / 59	54 / 60 / 62	55 / 61 / 63	51 / 58 / 61	52 / 59 / 62
Width / Height / Depth	mm	800 / 250 / 555	1200 / 250 / 555	1200 / 250 / 555	1600 / 250 / 555	1600 / 250 / 555
Net weight	kg	37	51	53	66	68
Power supply	V/ph/Hz	220-240/1/50	220-240/1/50	220-240/1/50	220-240/1/50	220-240/1/50
Max. intensity	A	0.90	1.65	1.65	1.50	1.50
Water flow cooling min. / max.	m^3/h	/ 1.22	/ 1.73	/ 2.12	/ 2.27	/ 2.84
Water flow heating min. / max.	m^3/h	/ 0.54	/ 0.9	/ 0.94	/ 1.19	/ 1.26
Evaporator pressure drop; Cooling min. / max.	kPa	21.9 / 35.2	14.9 / 19.6	23.5 / 30.6	8.80 / 13.2	14.8 / 21.4
Evaporator pressure drop; Heating min. / max.	kPa	20.2 / 33.6	20.8 / 27.9	23.0 / 30.4	16.8 / 25.9	19.1 / 28.4
Water pipes connection cooling/heating	inch	3/4" / 1/2"	3/4" / 1/2"	3/4" / 1/2"	3/4" / 1/2"	3/4" / 1/2"

Accessories	Model
EC fan	FMDE
Recessed electronic thermostat with Modbus	HIDTI9S
Recessed electronic thermostat with 0-10V and Modbus output	HIDTI10X
Auxiliary condensate tray	BROS
Sandwich panel 20mm	P20
Ductable air filter FMDA/E sizes 120-140	SFCF1
Ductable air filter FMDA/E sizes 220-240	HIDTI10X
Ductable air filter FMDA/E sizes 320-340	BROS
3 way on/off valve kit 2T sizes 120-140	3V2.1F
3 way on/off valve kit 2T sizes 220-240	3V2.2F
3 way on/off valve kit 2T sizes 320-340	3V2.3F
3 way on/off valve kit 4T sizes 120-140	3V4.1
3 way on/off valve kit 4T sizes 220-240	3V4.2
3 way on/off valve kit 4T sizes 320-340	3V4.3
Flush-mounted box for HIDTI9S series controls	GDL1

The product meets the ErP (Energy Related Products) European Directive, which includes the (EU) Commission Delegated Regulation No. 2016/2281, also known as Ecodesign LOT21.
Ductless air flow (0 Pa available pressure).
Cooling capacity. Sensible cooling capacity. Water flow cooling. Evaporator pressure drop cooling: Water entering heat exchanger 7°C (thermal gap 5°C) - Ambient air 27°C DB/19°C WB.
2 PIPES: Heating capacity. Evaporator pressure drop heating: Water entering heat exchanger 45°C (thermal gap 5°C) - Ambient air 20°C.
4 PIPES: Heating capacity. Water flow heating. Water pipes connection cooling/heating. Evaporator pressure drop heating: Water entering heat exchanger 65°C (thermal gap 10°C) - Ambient air 20°C.
Sound pressure: Sound levels measured using an anechoic chamber and with reference to a unit for the installation of 2 pipes. The sound pressure level refers to the measurement taken at a distance of 1 m from the external surface of the unit, operating in the open air.

Ducts High Pressure





New generation of high-pressure ducted fan coils with AC fan for with AC fan for 2 or 4 pipe installations with compact design and very quiet. Available with a wide range of accessories.

Characteristics

- Static pressure of 150 Pa.
- Available with 2 or 4 tubes battery.
- Horizontal design with condensate tray in coil(s).
- Hydraulic connections on the left front view with the possibility of changing to the right.
- Option P20 with 20mm mineral wool sandwich panel.
- FHDE option with energy-saving EC fan.
- Option MFCF ductable air filter.



HIDTI9S
Recommended thermostat for 2 pipes and 4 pipes

FOR "FANCOILS CONTROLLERS" SEE PAGE 274



2 pipes

Model		FHDA-130	FHDA-220	FHDA-230	FHDA-240	FHDA-330
Cooling capacity min. / max.	kW	6.24 / 8.65	8.38 / 12.0	10.6 / 15.2	12.6 / 17.8	16.8 / 21.2
Sensitive cooling capacity min. / max.	kW	4.51 / 6.58	6.46 / 9.77	10.3 / 12.1	9.02 / 13.5	13.2 / 17.2
Heating capacity min. / max.	kW	6.68 / 9.44	9.69 / 14.2	12.0 / 17.6	12.9 / 18.6	19.7 / 25.2
Power input min. / max.	W	128 / 212	175 / 390	175 / 390	175 / 390	430 / 570
Available pressure range	Pa	150	150	150	150	150
Air flow	m^3/h	885 / 1200 / 1500	1540 / 2448 / 2750	1680 / 2670 / 3000	1625 / 2537 / 2850	3036 / 4048 / 4400
Max. pressure available	Pa	150	150	150	150	150
Sound pressure	dB(A)	35 / 44 / 50	37 / 48 / 51	38 / 49 / 52	46 / 51 / 53	47 / 52 / 54
Width / Height / Depth	mm	800 / 275 / 605	1200 / 275 / 605	1200 / 275 / 605	1200 / 275 / 605	1600 / 275 / 605
Net weight	kg	37	51	53	56	69
Power supply	V/ph/Hz	220-240/1/50	220-240/1/50	220-240/1/50	220-240/1/50	220-240/1/50
Max. intensity	A	1.25	2.70	2.70	2.70	3.90
Water flow cooling min. / max.	m^3/h	/ 1.48	/ 2.04	/ 2.63	/ 3.06	/ 3.64
Evaporator pressure drop; Cooling min. / max.	kPa	20.5 / 39.5	13.7 / 28.1	18.7 / 38.4	15.3 / 30.7	18.8 / 29.8
Evaporator pressure drop; Heating min. / max.	kPa	20.3 / 40.9	15.9 / 34.1	20.8 / 44.7	13.9 / 29.1	22.3 / 36.4
Water pipes connection cooling/heating	inch	3/4"	3/4"	3/4"	3/4"	3/4"

4 pipes

Model		FHDA-131	FHDA-221	FHDA-231	FHDA-321	FHDA-331
Cooling capacity min. / max.	kW	6.15 / 8.43	8.26 / 11.7	10.4 / 14.7	13.1 / 16.4	16.7 / 20.6
Sensitive cooling capacity min. / max.	kW	4.43 / 6.38	6.34 / 9.53	7.76 / 11.6	10.5 / 13.6	12.9 / 16.6
Heating capacity min. / max.	kW	5.15 / 7.20	8.47 / 12.3	8.90 / 12.9	13.8 / 17.4	14.5 / 18.2
Power input min. / max.	W	128 / 212	175 / 390	175 / 390	430 / 570	430 / 570
Available pressure range	Pa	150	150	150	150	150
Air flow	m^3/h	865 / 1180 / 1440	1510 / 2360 / 2650	1625 / 2540 / 2850	2730 / 2590 / 3900	2980 / 3905 / 4200
Max. pressure available	Pa	150	150	150	150	150
Sound pressure	dB(A)	35 / 44 / 50	37 / 48 / 51	38 / 49 / 52	46 / 51 / 53	47 / 52 / 54
Width / Height / Depth	mm	800 / 275 / 605	1200 / 275 / 605	1200 / 275 / 605	1600 / 275 / 605	1600 / 275 / 605
Net weight	kg	40	56	58	73	75
Power supply	V/ph/Hz	220-240/1/50	220-240/1/50	220-240/1/50	220-240/1/50	220-240/1/50
Max. intensity	A	1.25	2.70	2.70	2.70	3.90
Water flow cooling min. / max.	m^3/h	/ 1.45	/ 2.01	/ 2.53	/ 2.82	/ 3.54
Water flow heating min. / max.	m^3/h	/ 0.62	/ 1.05	/ 1.11	/ 1.50	/ 1.57
Evaporator pressure drop; Cooling min. / max.	kPa	19.9 / 37.5	13.3 / 26.7	17.9 / 35.9	13.1 / 20.3	18.3 / 28.1
Evaporator pressure drop; Heating min. / max.	kPa	20.0 / 39.2	14.6 / 30.6	15.8 / 33.1	18.2 / 29.2	20.1 / 31.6
Water pipes connection cooling/heating	inch	3/4" / 1/2"	3/4" / 1/2"	3/4" / 1/2"	3/4" / 1/2"	3/4" / 1/2"

Accessories	Model
EC fan	FHDE
Recessed electronic thermostat with Modbus	HIDTI9S
Recessed electronic thermostat with 0-10V and Modbus output	HIDTI10X
Auxiliary condensate tray	BROM
Sandwich panel 20mm	P20
Ductable air filter FMDA/E sizes 120-140	MFCF1
Ductable air filter FMDA/E sizes 220-240	MFCF2
Ductable air filter FMDA/E sizes 320-340	MFCF3
3 way on/off valve kit 2T sizes 120-140	3V2.1F
3 way on/off valve kit 2T sizes 220-240	3V2.2F
3 way on/off valve kit 2T sizes 320-340	3V2.3F
3 way on/off valve kit 4T sizes 120-140	3V4.1
3 way on/off valve kit 4T sizes 220-240	3V4.1
3 way on/off valve kit 4T sizes 320-340	3V4.1
Flush-mounted box for HIDTI9S series controls	GDL1

The product meets the ErP (Energy Related Products) European Directive, which includes the (EU) Commission Delegated Regulation No. 2016/2281, also known as Ecodesign LOT21.
Ductless air flow (0 Pa available pressure).
Cooling capacity. Sensible cooling capacity. Water flow cooling. Evaporator pressure drop cooling: Water entering heat exchanger 7°C (thermal gap 5°C) - Ambient air 27°C DB/19°C WB.
2 PIPES: Heating capacity. Evaporator pressure drop heating: Water entering heat exchanger 45°C (thermal gap 5°C) - Ambient air 20°C.
4 PIPES: Heating capacity. Water flow heating. Water pipes connection cooling/heating. Evaporator pressure drop heating: Water entering heat exchanger 65°C (thermal gap 10°C) - Ambient air 20°C.
Sound pressure: Sound levels measured using an anechoic chamber and with reference to a unit for the installation of 2 pipes. The sound pressure level refers to the measurement taken at a distance of 1 m from the external surface of the unit, operating in the open air.

Fancoils Controllers

✓ Included as standard
◯ Optional
⊗ Not supported

For more information see Controllers section.





			Description	Code	Floor/ Ceiling 2nd Generation	Wall-mounted	Cassettes 600x600
Functions			Return air temperature sensor	T1	✓	✓	✓
			Water temperature sensor	T2C / T2H	✓ / ⊗	✓ / ⊗	✓ / ✓ *
			Modbus / XYE / X1X2	PQE / XYE / X1X2	✓ / ✓ / ⊗	✓ / ✓ / ⊗	✓ / ✓ / ✓
			3 speed	AC	✓	⊗	✓
			0-10V fan input	EC / DC	✓	✓	◯
Individual Controllers			Wired controller	KC-FC-S2	◯	⊗	⊗
			Wall thermostat with display for 2-pipe installation	KC-FCD2	◯	⊗	◯
			Wall thermostat with display for 4-pipe installantion and Modbus output	KC-FCD2-M	◯	⊗	◯
			Wired controller	KCT-04 SR	⊗	⊗	◯
	NEW		Wired controller + WiFi	KCT-05 SRPSWF	⊗	⊗	◯
	NEW		Electro-mechanical thermostat with display, built-in temp and modbus for AC version	HIDTI9S	◯	⊗	◯
			Electro-mechanical thermostat with display, built-in temp and modbus for EC version	HIDTI10	◯	◯	◯
	NEW		Individual wireless controller	KI-07	⊗	◯	◯
Centralised Controllers			Indoor unit´s groupcontroller	KCC-150	◯	◯	◯
			Centralised controller through APP or WEB	KCC-64 WEB 2019	◯	◯	◯
			Centralised controller	KCCT-64 I (B)	◯	◯	◯

* Consult with Tech. Department



Cassettes 840x840



Ducts 2 pipes D3



Ducts 4 pipes D3



Ducts Medium Pressure



Ducts High Pressure

✓	✓ *	✓	✗	✗
✓ / ✓ *	✓ * / -	✓ / ✓	✗ / ✗	✗ / ✗
✓ / ✓ / ✓	✓ / ✓ / ✓	✓ / ✓ / ✓	✗ / ✗ / ✗	✗ / ✗ / ✗
✓	✓ *	✓	✓	✓
○	○	○	○ *	○ *
✗	✗	✗	✗	✗
○	○	○	✗	✗
○	○	○	✗	✗
○	○	○	✗	✗
○	○	○	✗	✗
○	○	○	○	✗
○	○	○	○ *	○ *
○	✗	✗	✗	✗
○	○	○	✗	✗
○	○	○	✗	✗
○	○	○	✗	✗

References | Key Installations

The indoor units of the **Fancoil range** are the best complement for the Nexus range chillers. The **Fancoils range** includes a wide variety of models and capacities that are available in 2 and 4 pipes configurations. These highly versatile units adapt to every type of installation.



1



2

1. **Tea Shop Offices** *(Business Centre)*: Barcelona (Spain), Renovation, Cassette 600x600, 65 kW
2. **Sun Beach** *(Apartments)*: Santa Ponça (Spain), Renovation, Wall, 55 kW


3


4


5



6


7

3. **Ferovo Park** *(Production and warehouse hall)*: Vranov nad Topl'ou (Slovakia), Fancoil Cassettes, 300 kW
4. **Radisson Blu Royal Hotel** *(Hotel)*: Dublin (Ireland), KFC-PD-4T-800 Fan Coil Units in Hotel Rooms
5. **Llobregat Water Plant** *(Business Centre)*: Barcelona (Spain), Renovation, Cassette 840x840 and 600x600, 75 kW
6. **Coeps Fire Brigade Headquarters** *(Public Building)*: Seville (Spain), Renovation, KEM 30 DHN2KH + 6 KFC PD + RITE 4000.2+, 30 kW
7. **Santo Angel School** *(Public Building)*: Madrid (Spain), Renovation, different models, 95 kW

Other customers that have trusted Kaysun Fancoils

Hotels
- Andreas Apartments (Majorca)

Public buildings
- "Miguel Rodríguez" Multipurpose Centre for Elderly People Comprehensive Care (Cádiz)
- Museo de la Cruz Museum (Córdoba)

Business centres and offices
- Cardomore Water Plant (Ibiza)
- CIE Galfor (Orense)





System Controls Range

Controls

Wireless controllers	**282**
Wired controllers	**284**
S8 Centralised controllers	**288**
S6 Centralised controllers	**290**
KCC-64 Cloud	**292**
BMS Integration System	**294**
XYE Extension Kit	**295**
Powercom Repeater	**296**
Expansion Board	**297**
Accessories	**298**
References	**300**

Controls | System controls range



To get the most out of the units, choosing the correct controller is a very important part of the job. For this reason, KAYSUN has a very powerful and versatile range of controllers to fit into different installations and customers needs. Inside the range, you will find different options in single controllers, both wireless or wired to adapt the installation to your needs.





INDIVIDUAL AND WIRED WIRELESS CONTROLLERS

The Kaysun range has a wide variety of individual wireless and wired controls. Each of them has been conceived and designed for a specific range in order to be able to make full use of the control of the unit.

B.M.S. (BUILDING MANAGEMENT SYSTEMS)

Within our range of controls, we have gateways for BMS integration with the most common protocols: Modbus, KNX and Bacnet. With the possibility of controlling 4, 16 and up to 64 indoor units.

CENTRALISED CONTROLLERS

When the installation grows and you want to have all the units monitored, the first option is a centralized control. The Kaysun range has different types of centralized control: with touch screen with great functions and simplicity of use, with touch panel for the control of up to 64 indoor units and web/Cloud type to visualize the indoor units from anywhere.

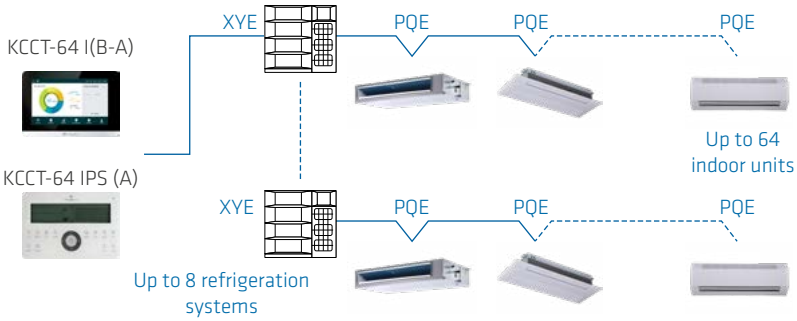

Available software

SELECTA ONLINE HVACSSP

Kaysun's Selecta Online HVACSSP is an advanced online tool for the design, calculation, and selection of VRF air conditioning systems, accessible via its web platform with free registration.

It allows professionals to enter the conditions and specifications of a project to obtain optimal selections of outdoor units, indoor units, and controls, facilitating efficient HVAC installation planning.

Access is via the HVACSSP.com website, where prior registration and a specific installation code are required to use the tool.



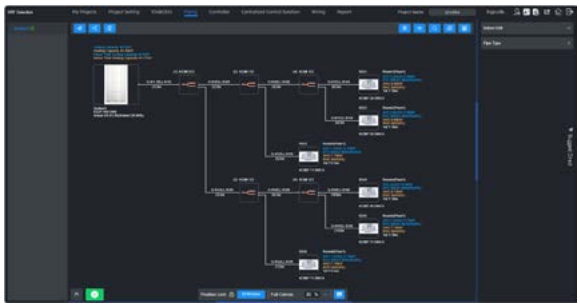



NETHOME PLUS

The Kaysun NetHOME Plus app is a mobile application that allows you to remotely control and monitor smart home devices such as air conditioners, vacuum cleaners, refrigerators, and other compatible equipment from your smartphone, wherever you are.

It is also compatible with voice assistants such as Amazon Alexa and Google Assistant, allowing you to control devices with voice commands for an even more convenient experience.

ILETCOMFORT

The iLetComfort app is a mobile application designed to manage and control HVAC air conditioning systems, especially in commercial environments, from anywhere and at any time.

It allows users to monitor operating status in real time, view fault details, and remotely control parameters such as on/off, temperature, operating mode, and air speed.

The app acts as a virtual assistant for your HVAC systems, helping you optimize operations and monitor your equipment anytime, anywhere, without the need to be physically present.

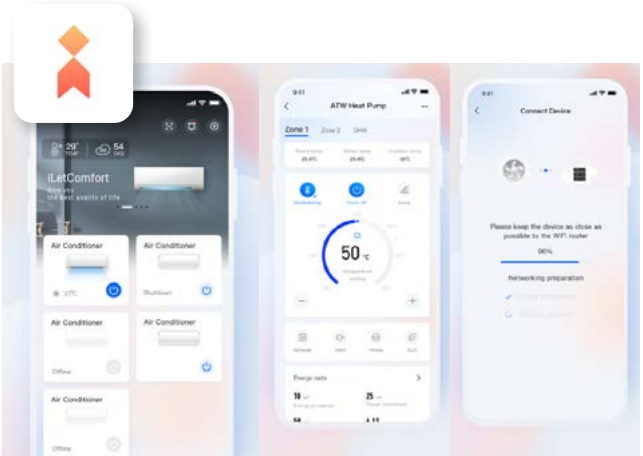

Wireless controllers





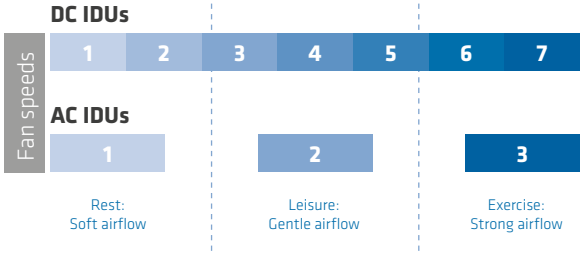

FOLLOW ME

With the Follow Me function, the indoor unit responds to the temperature sensor built into the wireless remote controller, rather than the sensor in the indoor unit itself, enabling more precise control of the temperature in the user's immediate environment.

MULTIPLE FAN SPEEDS CONTROL

The DC Series offers 7 fan speed options, and the AC Series provides 3, providing customized comfort to suit a range of indoor conditions.



Frosting
Strips dirt from the heat exchanger

Defrosting
water flow flushes dirt from heat exchanger

Drying
55°C high temperature dries and effectively sterilizes the exchanger

*V8 mini VRF only



SELF CLEANING MODE SETTING

Can be activated using the remote controller and keeps the heat exchanger dirt free for peak operating performance.

5 LOUVER SWING ANGLES

5 swing angle settings allow precise control of airflow direction to suit various room conditions.

Functions







		KID-05 S	KI-05*	KI-07
Ranges		SUITE ZEN	ZEN HC AMAZON FANCOILS	ZEN HC AMAZON FANCOILS
Compatibility protocol			S6 / S8	S6 / S8
Wifi		-	-	-
Group control	Max. indoor units	-	-	-
	Individual control of each unit	-	-	-
24 hour timer		✓	✓	✓
Weekly timer		-	-	-
Fan speeds		5	3 / 7	3 / 7
Functions	SILENCE	✓	✓	✓
	ECO/GEAR	✓	✓	✓
	FOLLOW ME	✓	-	✓
	CLEAN	✓	✓	✓
	KETA	-	✓	✓
Error code display		-	✓	✓
Display lighting		✓	✓	✓
Temperature range and mode lock		-	✓	✓
Keyboard lock		✓	✓	✓
Indoor unit adressing		-	✓	✓
Dimensions (W x H x D) (mm)		50x192x20	48x170x20	47x185x21

* Product available until stocks last.

Check compatibility tables at the end of each chapter

Wired controllers



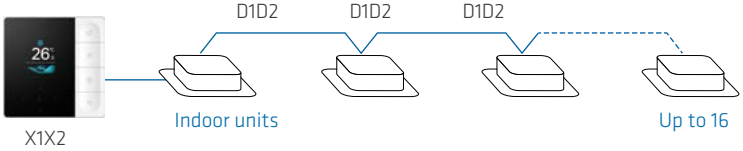



GROUP CONTROL:

Duplicate settings across up to 16 indoor units using a single controller. Note: Connecting 2nd generation AC indoor units to group controller KCT-03 SRPS(A) requires customization of the D1 D2 terminals. Group control is not available for 2nd generation AC Wall Mounted Series.

WEEKLY SCHEDULE TIMER

A weekly scheduling function allows users to set multiple schedules each with their own operating mode, temperature settings and fan speeds.

BI-DIRECTIONAL COMMUNICATION

The wired controller can query the system operating parameters by utilizing the new bi-directional communication functionality. In addition, settings including static pressure, cold draft prevention and temperature compensation can be configured on the wired controller.





2 PERMISSION LEVELS

2 permission levels ensure users can easily access control functions while allowing administrators convenient access to operating parameters.



OFF TIMER FUNCTION

The wired controller can be used to set an automatic off timer or after hours function for the indoor unit.



BEEPER ON/OFF

The alert beeper on the indoor unit can be turned off to create a quieter environment.

MAIN OR SECONDARY CONTROLLER SETTING

Two controllers can be used together with single indoor unit. Operating mode and settings are according to the controller transmitting the most recent instructions. The controller display screens will synchronize so that both displays update when a setting is adjusted.

One indoor unit

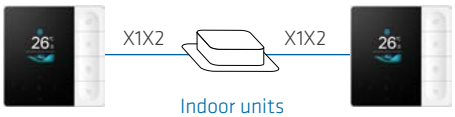

Two or more indoor units

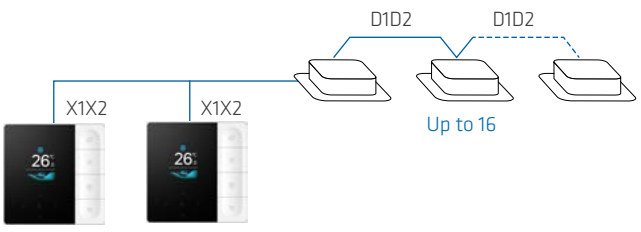

Functions





		KCT-04.1 SPSWF	KCT-02.1 SR
Ranges		SUITE ZEN	FANCOILS
Compatibility protocol		-	S4+ / S6
Wifi		✓	-
Group control	Max. indoor units	16	-
	Individual control of each unit	-	-
24 hour timer		✓	✓
Weekly timer		✓	-
Fan speeds		3 / 6	3
Functions	SILENCE	-	✓
	ECO/GEAR	✓	-
	FOLLOW ME	✓	-
	CLEAN	-	-
	KETA	-	-
Bi-directional Communication		-	-
Error code display		✓	-
Two-tier access		-	-
Temperature range and mode lock		-	-
Keyboard lock		✓	✓
Infrared receiver		-	✓
Wires		2 / 4	4
Power supply		12V DC	5.0V CC
Dimensions (W x H x D) (mm)		120x120x20	120x120x20

* Group control function not available.







KCT-04 SR	KCT-05 SRPSWF	KCT-06 SRPSWF
ZEN HC AMAZON FANCOILS	ZEN HC AMAZON	ZEN HC AMAZON
S6* / S8	S6* / S8	S6* / S8
-	✓	✓
16	16	16
-	✓	✓
✓	✓	✓
-	✓	✓
3 / 7	3 / 7	3 / 7
-	✓	✓
-	✓	✓
✓	✓	✓
✓	✓	✓
✓	✓	✓
✓	✓	✓
✓	✓	✓
✓	✓	✓
✓	✓	✓
✓	✓	✓
✓	✓	✓
2	2	2
18V DC	18V DC	18V DC
86x86x18	86x86x18	120x120x20

Check compatibility tables at the end of each chapter

S8 Centralised controllers









LAN ACCESS

A desktop or laptop PC can be used for browser-based access via a LAN connection.

ENERGY MANAGEMENT

User can limit functions on an individual unit, such as operation temperature range, fan speed, mode, swing command, on/off command, and other features to help conserve energy.

UNIT MODEL RECOGNITION

The controller automatically recognizes indoor and outdoor units connected to system and displays icons representing each.

WIRING FLEXIBILITY

Controllers can be connected to the master outdoor unit directly.

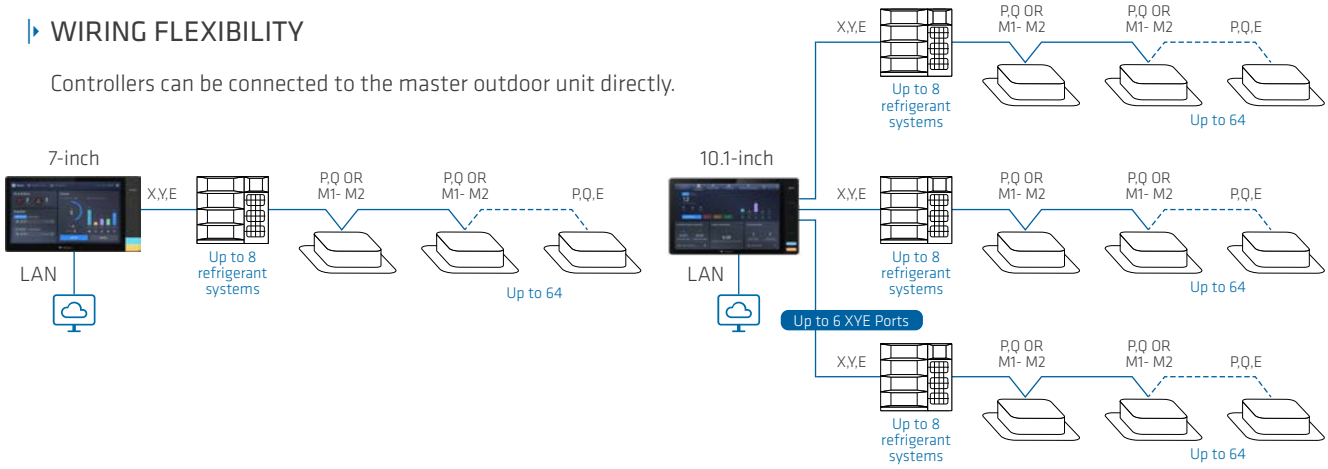

Functions





	KCCT-128C IPS	KCCT-384C-M IPS
Ranges	ZEN HC AMAZON	ZEN HC AMAZON
Compatibility protocol	S6 / S8	S6* / S8
Max. N° of connectable IDUs	128	384
N° cooling circuits	16	48
Touchscreen	7"	10.1"
On/Off	✓	✓
Mode selection	✓	✓
Temperature setting	Stages of 0.5 °C	Stages of 0.5 °C
Fan control	7 speeds	7 speeds
Auto swing	✓	✓
Slat control*	5 positions	5 positions
Vacation mode	✓	✓
Time scheduler	✓	✓
Double level of permissions	✓	✓
IDU/model recognition	✓	✓
IDU/model recognition (> 16 kW)	✓	✓
HRV control (recovery units)	✓	✓
Plan view	-	✓
Energy control	✓	✓
Group control	✓	✓
Error parameters	-	✓
USB connection	-	✓
Status report	Error list / Operation	Error list / Operation
Wifi	✓	✓
WEB control	LAN Acces	LAN Acces
Languages	DE, EN, ES, FR, HU, IT, PL, PT, RO, TR, KO, ZH	DE, EN, ES, FR, HU, IT, PL, PT, RO, TR, KO, ZH
Power supply	12V DC	24V AC

* KA3-PCK accessory per ODU.

** Setting ODU electronics to S6.

Check compatibility tables at the end of each chapter

S6 Centralised controllers





	KCCT-64 I(B-A)	KCCT-64 IPS (A)
Ranges	SUITE ZEN AMAZON FANCOILS	ZEN HC AMAZON
Compatibility protocol	S4+ / S6 / S8**	S4+ / S6 / S8**
Max. N° of connectable IDUs	64	64
N° cooling circuits	8	8
Touchscreen	-	6.2"
On/Off	✓	✓
Mode selection	✓	✓
Temperature setting	Stages of 1 °C	Stages of 0.5 °C
Fan control	4 speeds	7 speeds
Auto swing	✓	✓
Slat control*	-	5 positions
Vacation mode	-	✓
Time scheduler	✓	✓
Double level of permissions	-	✓
IDU/model recognition	-	✓
IDU/model recognition (> 16 kW)	-	✓
HRV control (recovery units)	-	-
Plan view	-	-
Energy control	-	✓
Group control	-	✓
Error parameters	✓	✓
USB connection	-	✓
Status report	-	Error list
Wifi	-	-
WEB control	-	-
Languages	EN	DE, EN, ES, FR, HU, IT, PL, PT, RO, TR, KO, ZH
Power supply	198-242V AC (50/60 Hz)	12V DC

* KA3-PCK accessory per ODU.

** Setting ODU electronics to S6.







KCCT-384B IPS (B)	KCC-64 WEB	KCC-64 CLOUD
SUITE ZEN AMAZON	SUITE ZEN ZEN HC AMAZON FANCOILS	ZEN HC AMAZON
S4+ / S6 / S8**	S4+ / S6 / S8**	S6 / S8
384	64	64
48	-	-
10.1"	-	-
✓	✓	✓
✓	✓	✓
Stages of 0.5 °C	Stages of 1 °C	Stages of 0.5 °C
7 speeds	4 speeds	7 speeds
✓	✓	✓
5 positions	-	To be consulted
✓	-	✓
✓	✓	✓
✓	✓	✓
✓	✓	✓
✓	✓	✓
-	-	To be consulted
✓	-	To be consulted
✓	-	✓
✓	✓	✓
✓	✓	✓
✓	-	-
Error list / Operation	✓	✓
-	-	-
✓	Web / App	Web / App
DE, EN, ES, FR, HU, IT, PL, PT, RO, TR, KO, ZH	ES, FR, EN	EN
24V AC	12V DC	12V DC

Check compatibility tables at the end of each chapter

KCC-64 Cloud



The Cloud Gateway allows remote management of up to 64 indoor units from a PC, tablet or smartphone via the Internet. With access to the Cloud server, individual units or groups can be monitored and controlled.

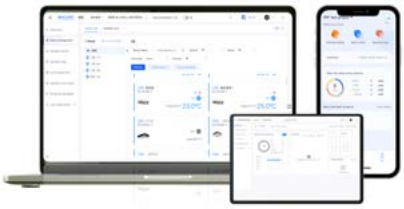

USER-FRIENDLY CONTROL INTERFACES

- Software control/ Cloud server control (WEB access).
- Allows single and group control.
- Color indication and icons makes it easy to recognize unit status.
- Includes a full-screen display, and allows temperature adjustment by swiping.



WEEKLY SCHEDULE CONTROL

Users can set a weekly schedule either for specific units or for groups of units. Each day may be divided into multiple sections. The controller automatically controls each units' on/off status, operating mode, fan speed and temperature settings according to the schedule.

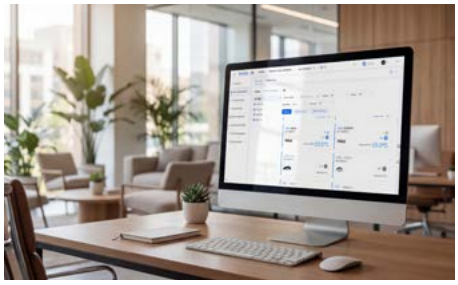

INTELLIGENT HVAC MANAGEMENT SYSTEM

The air conditioner can be remote controlled by a phone or tablet. Query and control the running state of the A/C anytime, anywhere, and schedule queries and actions in advance. Remotely turn off the air conditioner to avoid wasting power.

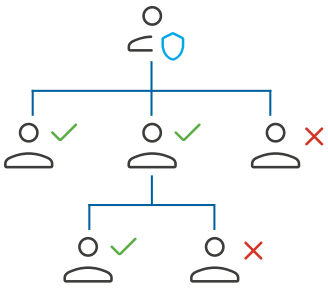

MULTIPLE ACCESS LEVELS

The administrator can set up different sub-users with different permissions to better manage the system.

Electrical Connections

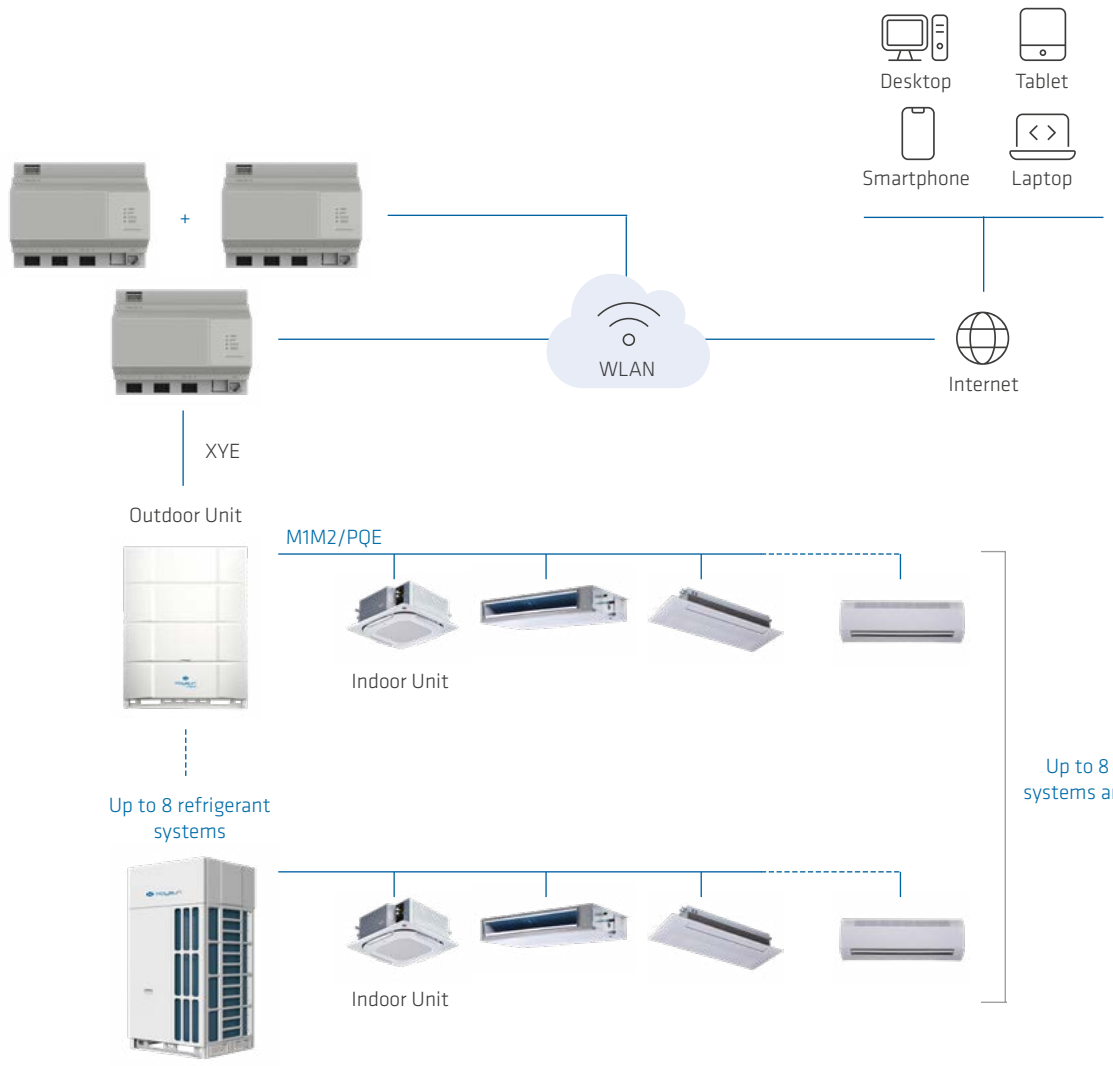

Characteristics

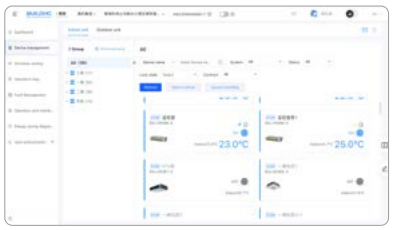



Cloud Control	IEasyComfort	iEasyComfort App
Device control	✓	✓
Device monitor	✓	✓
Group control	✓	✓
Schedule management	✓	✓
Group management	✓	✓
Error check function	✓	✓
Operation log	✓	✓
Clock and Weather display	✓	✓
Max. number of gateways per software system	Unlimited	Unlimited

BMS Integration System





	FRI-BMS-04	FRI-BMS-16	FRI-BMS-64
Protocol	Modbus RTU BACnet/IP KNX	Modbus RTU BACnet/IP KNX	Modbus RTU BACnet/IP KNX
N° XYE ports	1	1	1
N°. refrigeration circuits	-	-	-
Max. N° of connectable IDUs	4	16	64
Compatibility protocol	S4+ / S6 / S8	S4+ / S6 / S8	S4+ / S6 / S8







	K01 MODBUS 1	K05 BACNET 1	K01-KNX 1
Protocol	Modbus RTU	BACnet MSTP	KNX
N° XYE ports	1	1	-
N°. refrigeration circuits	-	-	-
Max. N° of connectable IDUs	1	1	1
Compatibility protocol	S4+ / S6 / S8	S4+ / S6 / S8	S4+ / S6 / S8

XYE Extension Kit

The XYE duplication kit allows to connect 2 centralized controls or gateways to the same system in a single point on the external units. In this way it is possible to manage the VRF systems by combining different control interfaces, to the advantage of plant flexibility.



Installation Scheme

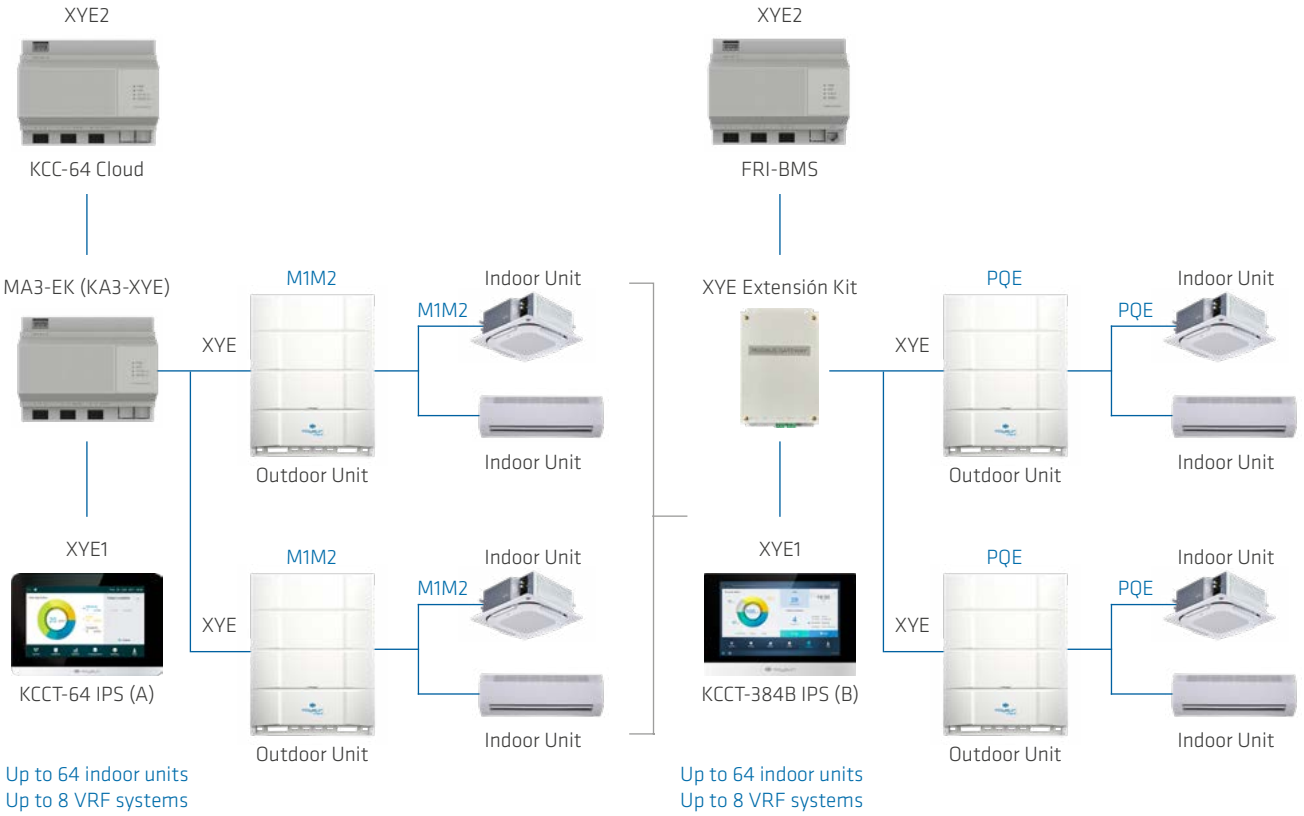





Technical data

	MA3-EK (KA3-XYE)	XYE Extensión Kit
Compatibility	FULL V8	V8 / V6
Dimensions (Width x Height x Depth) mm	154 × 124 × 52	225 × 128 × 28
Power supply	12V DC (adapter 100/240V, 50/60Hz supplied)	12V DC (adapter 100/240V, 50/60Hz supplied)

Powercom Repeater

When using the Powercom bus with separate power supplied indoor units, the limitations linked to the voltage drop along the bus itself must be taken into account. When using more than 10 indoor units or the bus length is more than 200m, signal repeaters must be used.

The REPE-01 signal repeater allows the control of an additional 10 units and adds 200m of maximum length to the Powercom bus. It is possible to install a maximum of 2 repeaters for a length of 600m.



Powercom BUS Length

	N° Indoor units	Repeaters
Less than 200 m	< = 10	No
Between 200 m and 400 m	Between 11 and 20	1
Between 400 m and 600 m	Between 21 and 30	2

Example od repeater use with 30 indoor units



Technical data

	REPE-01
Dimensions (Width x Height x Depth) mm	170 × 50 × 120
Power supply	220V AC 50Hz

Expansion Board



KEB-01 switch module

This switch module is used to connect the R-32 N8RS-01 leak detector and other expansion cards. It comes with the connection cable and is connected to the DN5.0 indoor unit electrical board. It does not need a separate power supply. It is equipped with a dry contact reporting the on/off status of the unit's fan and a connector for other expansion cards.



Refrigerant leak detector (K-N8RS)

If it detects an R-32 refrigerant gas leak, this accessory immediately shuts down the system, emits an audible and visual alarm and starts the indoor unit connected to it at maximum speed to ensure correct air circulation. It must be installed at a maximum height of 1.5m from the ground. It is equipped with a dry contact to activate additional alarm or ventilation systems.



Shut off valve (K-N8SV)

This accessory is installed on the main pipe of the VRF system and, if necessary, enables part of the refrigerant gas in the outdoor unit to be stored and stopped from flowing to the indoor units. This minimises the amount of gas that can be dispersed into the environment. The procedure is activated by the refrigerant leak detector N8RS-01.

Installation requirements

In VRF systems that use R-32 gas as refrigerant, which is classified as mildly flammable A2L, attention must be paid to the dimensions of the rooms where the indoor units are installed. If they are too small compared to the total refrigerant charge of the system, it is necessary to install additional safety devices or connect them to alarm or mechanical ventilation systems.

Accessories



K04 WIFI LCAC

Features

- One is required for each indoor unit
- Connection to the board of the indoor unit
- Control via the NetHOME Plus app
- Weekly timer
- Bidirectional communication



DTS343-3

Features

- Digital wattmeter for VRF outdoor units
- It gives the consumption for each outdoor unit
- It allows the consumption to be monitored if installed with KAYNET CONTROL PRO and/or the KCCT-384B IPS (A) centralised controller.
- A wattmeter has to be installed for each outdoor unit, including for modules made up of several outdoor units, where one is installed for each and not for the combination



KEB-01

Features

- Expansion board to connect the K-N8RS sensor to the DN5.0 indoor units of the Amazon VRF range.



K-N8SV

Features

- Together with the R-32 sensor, when a gas leak is detected, the K-N8RS box recovers gas from the entire circuit and closes the valves of the system units. This prevents further gas leakage.
- Only compatible with VRF S8 systems.



K-N8RS

Features

- R-32 sensor for VRF indoor units with reference DN5.0
- Includes audible and visual alarm, 220V output to activate an external ventilation system and shuts down indoor units when gas leakage is detected.



K-N8RS-02

Features

- R-32 sensor for KHKF indoor units
- Includes audible and visual alarm, 220V output to activate an external ventilation system and shuts down indoor units when gas leakage is detected.



DTSU666

Features

- Digital wattmeter for VRF V6 and V8 outdoor units.
- Allows you to monitor the consumption of each outdoor unit.
- Allows consumption to be displayed when installed together with the CCM 270B/WS(A), TC3 7, TC3 10.1 M and the GW3 CLOUD.
- A wattmeter must be installed for each outdoor unit, even in modules composed of several outdoor units, where one must be installed for each unit and not per combination.



MA3-PCK (KA3-PCK)

Features

- S6 to S8 electronics converter
- Allows connecting VRF V6 systems to the new S8 centralized telecontrols
- One converter has to be installed for each outdoor unit, even in combinations of outdoor units.

References | Key Installations

Kaysun and the latest technology go hand in hand as it forges ahead to offer the best in air-conditioning control units. Inspiration, innovation and progress are reflected in this range, bringing the newest look and best features to all of our control devices.





1. **Dolce Fregate** *(Hotel)*: Provence (France), KAYNET
2. **Komkal** *(Industrial Building)*: Reus (Tarragona, Spain), MODBUS



3. **Casa Árabe** *(Public Building)*: Madrid (Spain), KAYNET

Conditions of sale

1.- Orders

An order is considered to be the receipt of a written document (via mail, Fax or regular mail which includes the description of the materials requested, order reference, delivery time requested, expected place of delivery and any data that may be required for the successful confirmation in the process of accepting the invoice.
For telephone orders, delivery of the materials shall be subject to receipt of the written confirmation of the order with the data described above.
For orders of materials or specially manufactured equipment not generally available in stock, a deposit of 30% of the total amount of the final price of the equipment will be required as a prerequisite to its manufacture.

2.- Order cancellation

Only those cancellations will be accepted that have been notified in writing prior to deliver the goods.
Under no circumstances may orders be cancelled for materials or equipment that are specially manufactured and not generally in stock. Additional the buyer waives the right to a refund of the 30% of the total amount of the final price of the equipment invoiced prior to its manufacture.

3.- Prices

Prices do not include value-added taxes (VAT), RAE for machines of less than 12kW or any other tax in force and will always will be for the buyer's account.

4.- Delivery time

The buyer shall indicate the delivery time for the materials that he requests. When any of the materials are not available from stock, a forecast delivery date will be provided for guidance and in no case will a failure to meet this be the cause of a claim on the part of the buyer.

5.- Delivery conditions

Standard incoterms would be Ex-Works Vilarodona. Other conditions to be agreed individually.

Deliveries of the goods by ourselves cannot be at a specific time of day, such deliveries being for the account of the buyer by any means he deems appropriate.

Complaints about the material or equipment delivered with defects arising from the transport shall be made within 24 Hours of receipt. Claims made after this will be exempt.

6.- Returns

The buyer may request return of those materials and equipment for reasons beyond his will provided that the packaging and operation are in a perfect condition for approval by Frigicoll SA and subsequent return of the same after written and signed acceptance and return number provided.

A written and numbered authorization from Frigicoll is essential for receipt of the goods in our facilities and the costs of carriage for the aforementioned return will always be for the account of the buyer. A demerit of 15% of the value of the sale will be applied.

If after inspection of the material does not meet these requirements there will be a devaluation from your payment, which may be up to the total original invoice value of your order.

7.- Guarantees

The equipment supplied will have a minimum of 3 years garantee against manufacturing defects provided that its installation and use is appropriate, and in no case can faults be attributable to the guarantee that arise from improper installation, abnormal use, inappropriate electrical voltage, faulty maintenance, use of materials not approved by Frigicoll SA, and manipulation by people not approved for this purpose.
The guarantee will cover the replacement of parts and components in poor condition by new parts, but in no case the labour required for that purpose.

8.- Jurisdiction

The general conditions of sale shall be construed as being accepted by the buyer at time of ordering.
In the case of any disagreement that may arise between the parties, these expressly commit themselves to the courts of Barcelona with express waiver of any other jurisdiction that might apply.

9.- Specifications and images

The manufacturer reserves the right to change the specifications and images of the product without prior notice.

10.- Data

All the data quoted in this catalogue are subject to change without prior notice, including the possible typographical errors.

Notes

Notes

Notes

Notes

Kaysun
by frigicoll

Inspiration, Innovation, Evolution

Kaysun
by frigicoll

Main Office
Blasco de Garay, 4-6
08960 Sant Just Desvern
(Barcelona)
Phone: +34 93 480 33 22

MADRID
Senda Galiana, 1
Polígono Industrial Coslada
28820 Coslada (Madrid)
Phone: +34 91 669 9701
madrid@frigicoll.es

www.frigicoll.es
www.kaysun.es

Kaysun participates in the EUROVENT certification program. The products correspond to those listed into the EUROVENT certified products directory.

Kaysun 2026-03-1 EN